AIR FILTECH

Clean Air Solutions

AIR FILTRATION PRODUCTS & SOLUTIONS

PRODUCT CATALOGUE

MGT® AIR FILTERS



AIR FILTECH JSC - PRODUCT CATALOGUE 2026

www.airfiltech.vn



TESTED
CERTIFIED
QUALIFIED
PRODUCTS

AIR FILTECH

FOR BETTER
AIR QUALITY



INDEX

AIR FILTECH

OUR COMPANY	6
INTRODUCTION TO AIR FILTRATION	7
INTEGRATED QUALITY MANAGEMENT POLICY	13
INFORMATION	14
PRE-FILTRATION: G3 To M5	45
COMFORT FILTERS: M5 to F9	64
CLEAN PROCESS FILTERS: E10 to U15	90
CARBON FILTER	143
HOUSING CONTAINMENT SYSTEMS	154
AIR CLEANERS/ AIR PURIFIED	170
DUST COLLECTOR, ELECTROSTATIC PRECIPITATION (ESP)	179

Index

Information

Infomation

Quick Selection Guide 05
Our Company 06
MGT Certificates 07
Inroduction to Air Filtration 11
International Classification Standard 12
Integrated quality management policy 13
Indoor Air Quality (IAQ) 14
Air Pollution and PM1 15
ISO 16890 16
Camparison Chart 17
Eurovent Certified Performance 18
European Standard EN 1822:2009 23
Principles of Air Filtration 24
Product Performance Barometers 26
Recomendations 28
Filter Industry Definitions 32
Public Buildings 36
Automotive 37
Power Systems 38
Food and Beverage 39
Hospitals 40
Microelectrionics 41
Life Science 42

Pre-Filtration: G3 to M5

AirRoll-S 46
AirRoll-G 48
RollMatic-G 49
RollMatic-S 50
RollSys 51
CardBoard Filter Pads 53
Pre-22 54
Pre-46 54
APHT300-A 55
Met Panel 56
AirPanel-CG 57
AirPanel-CS 58
AirPanel-PS 59
PreBag-S 60
PreBag-PR 61

Comfort Filters: M5 to F9

Rigid Bag 65
Hi-Ca 66
S-Ca 67
SNano-Ca 68
AirPan 69
AirHF 71
AirPanHT350-A 73
HT250-HF 75
AV-HT350-292-G 76
AF4V (Black) 77
AV 79
AF4V (White) 83
AGT4V 85

Clean Process Filters: E10 to U15

Mega AP 91
Mega Gel 104
AbSo 109
AbSo-V 125
AbSo-HT 128
Push Filter.....129
AbSo-4V 130
AirGT-4V 132
AirV 134
TH HOOD 136
HT250-S & HT250-K 137
HT350 Pro & HT350 140

Carbon filters:

Med CB-Box.....147
Med CB-V 147
Light CB-V-F7 148
Light CB-HF-F7 149
Light CB -Z-G4 150
Med CB-Pan 151
Med CB-C-Set 152

Housing Containment systems

THG- Terminal Housing green 155
FFU- Fan Filter Unit 156
BFU- Blower Filter Unit 157
Filter Housing 158
LamiHosp Eco 160
LamiHosp 2 162
Air Shower 163
PassBox 164
Return/ Exhaust housing 165
BIBO- Bag In Bag Out 167

Air Cleaners/ Air Purified

SafeAir 500 171
SafeAir 1700/ 4000.....172
SafeAir-Pro 1700/ 4000.....174
SafeAir 6000.....175
AP-GFCH 176

Dust Collector, Electrostatic Precipitation (ESP)

AFT Cartridges Dust Collector 180
Dust Collector for High Vacuum 183
Purified Air- Electrostatic Precipitation (ESP) 184
Air Filtech ESP 186
Air Filtech KEU 204

Quick Selection Guide

			Filter Grade			Air filter Selection
Primary Filtration	Medium Efficiency	Primary	MERV 2 - 4 MERV 5 - 6 MERV 7 - 9	G2 ≥ 65% G3 ≥ 80% G4 ≥ 90% Average Arrestance	**ePM Coarse** Arrestance	
Filtration for Air Conditioning Systems	High Efficiency	Medium	MERV 10 MERV 11 - 12	M5 ≥ 40% M6 ≥ 60%	ISO ePM_{10} ≥ 50% / ISO T5 ISO $ePM_{2.5}$ ≥ 50% / ISO T6	
		Fine	MERV 13 MERV 14 MERV 15 Minimum Efficiency Reporting Value	F7 ≥ 80% F8 ≥ 90% F9 ≥ 95% Average Efficiency	ISO ePM_1 ≥ 50% / ISO T7 ISO ePM_1 ≥ 70% / ISO T8 ISO ePM_1 ≥ 85% / ISO T9	
Final Filters/ Clean Room Filters	Very High Efficiency	EPA HEPA ULPA	DOP 0,3 um ≥ 95% ≥ 99,9% ≥ 99,97% ≥ 99,99% ≥ 99,999%	**MPPS** (Most penetrating Particle Size) E10 ≥ 85% E11 ≥ 95% E12 ≥ 99,5% H13 ≥ 99,95% H14 ≥ 99,995% U15 ≥ 99,9995% U16 ≥ 99,99995% U17 ≥ 99,999995%		
Molecular						
Filter Housing						

OUR COMPANY

AIR FILTECH JSC

With over 20 years of experience, AIR FILTECH is committed to improving air quality and protecting the right to breathe clean air. We specialize in advanced air filtration solutions for a wide range of sectors including healthcare, pharmaceuticals, F&B, electronics, odor control, and indoor air purification.

Our catalogue features the latest products and international standards such as ISO 16890, ISO 29463, and ISO 24961. We also provide application-specific guides to help customers choose the right solution quickly and effectively.

Trusted by global partners across Europe, the Americas, Asia-Pacific and Vietnam, AIR FILTECH delivers high-quality products with fast service and cost-effective solutions.

We look forward to working with you to bring cleaner air and a healthier environment to every space.

MGT FILTER

MGT Filter was founded in 1992 in Istanbul. We started to this journey to meet World's and Turkey needs based on the necessity of Filtration of atmospheric pollutants. Our aim on our production and service to develop our quality efficiency and sustainability to be inside of principle of quality to sustainable efficiency.

We continue to do our best in our customerfocused activities that can produce solutions with all our stakeholders and employees and always conscious of keeping customer satisfaction at the highest level with our knowledge and experience gained over a quarter of a Century. Our filters are used in clean rooms, hospitals and laboratories, power plants, HVAC systems in many industrial areas as worldwide thanks to our export intensity to more than 70 countries on 5 continents. Believing in importancy of our Filters and Filtration Systems will prevent Global warming and Climate change with the way of effective and proper use.

Maintain our business with the principle to leave "a cleaner world" for tomorrow.





EUROVENT CERTIFIED PERFORMANCE www.eurovent-certification.com | ASHRAE | NAFA National Air Filtration Association | CE | 100% HYGIENIC

EN 779: 2012 | ISO 16890 | EN 1822 | ISO 29463 | ISO 14644 | ISO 9001 | ISO 14001 | ISO 27001 | ISO 45001 | EC 1935: 2004 | ISO 846 | VDI 6022

MADE IN TURKEY

Manufacturer: MGT

MGT Certificates



CERTIFICATE

kiwa

MGT AIR FILTERS

MGT FİLTRE SANAYİ VE TİCARET A.Ş.

MERKEZ: AKÇABURGAZ MAH. 319. SOK. NO:36 34522 ESENYURT - İSTANBUL - TÜRKİYE
FABRİKA: ÇERKEZKÖY OSB GAZİOSMANPAŞA MAH. 1. CAD. 18. SOK. NO: 4 ÇERKEZKÖY - TEKİRDAĞ - TÜRKİYE

HVAC FİLTRELERİ, TEMİZ ODA FİLTRESİ VE ENDÜSTRİYEL FİLTRELERİN TASARIMI, ÜRETİMİ VE SATIŞI, GÜMRÜK, DIŞ TİCARET, LOJİSTİK, YÖNETİM VE İDARİ ORGANİZASYON FAALİYETLERİ

kapsamında

ISO 9001:2015

Uluslararası kalite sistem standardına uygun bir kalite yönetim sistem kurmuştur.

"Standardın aşağıda verilen maddeleri hariç tutulmuştur"
"Hariç tutma yoktur."

Sertifika No	: M 11275
İlk Belgelendirme Tarihi	: 22 Haziran 2018
Sertifika Tarihi	: 29 Nisan 2024
Son Geçerlilik Tarihi	: 28 Nisan 2027

Genel Müdür

Kiwa Belgelendirme Hizmetleri A.Ş.
İTOSB 9. Cadde No: 15 Tepeören Tuzla İstanbul / Türkiye

Tel: + 90 216 593 25 75
Faks: + 90 216 593 25 74
info@kiwa.com.tr
www.kiwa.com.tr

Sertifikalar periyodik ara denetimlerin başarılı ile tamamlanması kaydıyla geçerlidir. Detaylı bilgi için yukarıdaki numaralara başvurulabilir.

IAF TÜRKAK TÜRKAK BDS NO YS-D845-53D4

Sertifika Son Güncelleme Tarihi : 29 Nisan 2024 - R 02

ISO 9001:2015 Quality Management System



CERTIFICATE

kiwa

MGT AIR FILTERS

MGT FİLTRE SANAYİ VE TİCARET A.Ş.

MERKEZ: AKÇABURGAZ MAH. 319. SOK. NO:36 34522 ESENYURT - İSTANBUL - TÜRKİYE
FABRİKA: ÇERKEZKÖY OSB GAZİOSMANPAŞA MAH. 1. CAD. 18. SOK. NO: 4 ÇERKEZKÖY - TEKİRDAĞ - TÜRKİYE

HVAC FİLTRELERİ, TEMİZ ODA FİLTRESİ VE ENDÜSTRİYEL FİLTRELERİN TASARIMI, ÜRETİMİ VE SATIŞI, GÜMRÜK, DIŞ TİCARET, LOJİSTİK, YÖNETİM VE İDARİ ORGANİZASYON FAALİYETLERİ

kapsamında

ISO 14001:2015

Uluslararası Çevre Yönetim Sistemi standardına uygun bir sistem kurmuştur.

Sertifika No	: M 11276
İlk Belgelendirme Tarihi	: 06 Haziran 2018
Sertifika Tarihi	: 29 Nisan 2024
Son Geçerlilik Tarihi	: 28 Nisan 2027

Genel Müdür

Kiwa Belgelendirme Hizmetleri A.Ş.
İTOSB 9. Cadde No: 15 Tepeören Tuzla İstanbul / Türkiye

Tel: + 90 216 593 25 75
Faks: + 90 216 593 25 74
info@kiwa.com.tr
www.kiwa.com.tr

Sertifikalar periyodik ara denetimlerin başarılı ile tamamlanması kaydıyla geçerlidir. Detaylı bilgi için yukarıdaki numaralara başvurulabilir.

IAF TÜRKAK TÜRKAK BDS NO YS-4695-5DB3

Sertifika Son Güncelleme Tarihi : 29 Nisan 2024 - R 02

ISO 14001:2015 Environmental Management System



CERTIFICATE

kiwa

MGT AIR FILTERS

MGT FİLTRE SANAYİ VE TİCARET A.Ş.

MERKEZ: AKÇABURGAZ MAH. 319. SOK. NO:36 34522 ESENYURT - İSTANBUL - TÜRKİYE
FABRİKA: ÇERKEZKÖY OSB GAZİOSMANPAŞA MAH. 1. CAD. 18. SOK. NO: 4 ÇERKEZKÖY - TEKİRDAĞ - TÜRKİYE

HVAC FİLTRELERİ, TEMİZ ODA FİLTRESİ VE ENDÜSTRİYEL FİLTRELERİN TASARIMI, ÜRETİMİ VE SATIŞI, GÜMRÜK VE DIŞ TİCARET İŞLEMLERİNİ VE BU İŞLEMLERİNE İLİŞKİN LOJİSTİK, DEPOLAMA, MUHASEBE, FİNANS VE BİLGİ İŞLEM FAALİYETLERİNİN BİLGİ VARLIKLARI İLE BU VARLIKLARI KORUMAK AMACIYLA KULLANDIĞI GÜVENLİK ÖNLEMLERİ

kapsamında

ISO/IEC 27001:2022

Uluslararası Bilgi Güvenliği Yönetim Sistemi Standardına uygun bir yönetim sistem kurmuştur.

Hariç Tutmalar: A.8.25, A.8.26, A.8.27, A.8.28, A.8.29, A.8.30, A.8.31

Uygulanabilirlik Bildirgesi: 21 Temmuz 2025

Sertifika No	: M 11337
İlk Belgelendirme Tarihi	: 28 Ekim 2019
Sertifika Tarihi	: 24 Ekim 2025
Son Geçerlilik Tarihi	: 23 Ekim 2028

Genel Müdür

Kiwa Belgelendirme Hizmetleri A.Ş.
İTOSB 9. Cadde No: 15 Tepeören Tuzla İstanbul / Türkiye

Tel: + 90 216 593 25 75
Faks: + 90 216 593 25 74
info@kiwa.com.tr
www.kiwa.com.tr

Sertifikalar periyodik ara denetimlerin başarılı ile tamamlanması kaydıyla geçerlidir. Detaylı bilgi için yukarıdaki numaralara başvurulabilir.

IAF TÜRKAK TÜRKAK BDS NO YS-BFE5-3EDF

Sertifika Son Güncelleme Tarihi : 24 Ekim 2025 - R 02

ISO/IEC 27001:2022
Information Security Management System



CERTIFICATE

kiwa

MGT AIR FILTERS

MGT FİLTRE SANAYİ VE TİCARET A.Ş.

MERKEZ: AKÇABURGAZ MAH. 319. SOK. NO: 36 34522 ESENYURT - İSTANBUL - TÜRKİYE
FABRİKA: ÇERKEZKÖY OSB GAZİOSMANPAŞA MAH. 1. CAD. 18. SOK. NO: 4 ÇERKEZKÖY - TEKİRDAĞ - TÜRKİYE

HVAC FİLTRELERİ, TEMİZ ODA FİLTRESİ VE ENDÜSTRİYEL FİLTRELERİN TASARIMI, ÜRETİMİ VE SATIŞI, GÜMRÜK, DIŞ TİCARET, LOJİSTİK, YÖNETİM VE İDARİ ORGANİZASYON FAALİYETLERİ

kapsamında

ISO 45001:2018

Uluslararası İş Sağlığı ve Güvenliği Sistemi standardına uygun bir sistem kurmuştur.

Sertifika No	: M 11277
İlk Belgelendirme Tarihi	: 12 Mart 2018
Sertifika Tarihi	: 29 Nisan 2024
Son Geçerlilik Tarihi	: 28 Nisan 2027

Genel Müdür

Kiwa Belgelendirme Hizmetleri A.Ş.
İTOSB 9. Cadde No: 15 Tepeören Tuzla İstanbul / Türkiye

Tel: + 90 216 593 25 75
Faks: + 90 216 593 25 74
info@kiwa.com.tr
www.kiwa.com.tr

Sertifikalar periyodik ara denetimlerin başarılı ile tamamlanması kaydıyla geçerlidir. Detaylı bilgi için yukarıdaki numaralara başvurulabilir.

IAF TÜRKAK TÜRKAK BDS NO YS-0D0F-F0A8

Sertifika Son Güncelleme Tarihi : 29 Nisan 2024 - R 04

ISO 45001:2018
Occupational Health and Safety Management System

MGT AIR FILTERS

Turkey, Feb 12th 2026

CONFIRMATION LETTER

To Whom It May Concern:

This letter is to confirm that below company is an exclusive distributor of MGT FİLTRE SANAYI VE TICARET A.Ş (Brand name : MGT AIR FILTERS) products in Vietnam.

AIR FILTECH JSC
Address: 340 Truong Chinh Street, Dong Hung Thuan Ward, Ho Chi Minh city, Vietnam.
Contact person: VU VAN BON
Cell phone: +84 90 88 44 666
Tel: +84 28 62568462
Fax: +84 28 62568463
Email: bon@airfiltech.vn
Website: www.airfiltech.vn

Furthermore, we manufacture OEM filters for AIR FILTECH JSC in Vietnam market.

The Air Filtech - branded products are manufactured in accordance with MGT Technology's standard designs, specifications, and quality control procedures, and are equivalent in performance and quality to the corresponding MGT Technology models
All manufacturing and factory testing are conducted under MGT Technology's certified quality management system, including applicable inspection and performance testing procedures
This confirmation is issued for tender submission, project documentation, technical clarification, and customer assurance purposes only
Above company has our full supports, but if additional information is required, please feel free to contact us as mentioned below.

This confirmation letter shall be valid for one year and must be renewed on an annual basis.

Best regards,
Onur Özgür Töngüt

MGT FİLTRE SANAYİ VE TİCARET A.Ş.

MGT Filtre Sanayi ve Ticaret A.Ş.
Akçaburgaz Mahallesi 319. Sokak No:36 34522 Esenyurt / İstanbul-TÜRKİYE
Tel:+90 444 46 48 Fax: +90 212 886 99 78 MGT-01-a-Rev.01

MGT letter for Airfiltech Company



Hygiene Ventilation-Filter Equipments and Accessories



Food Contact Material-HEPA Filter



Food Contact Material-Rigid V Bank Filter


HYGIENE CONFORMITY
APPROVED HYGIENE
CERTIFICATE
HYGIENE CHECK
Manufacturer:
MGT FİLTRE SANAYİ VE TİCARET A.Ş.
Address: Akçaburgaz Mah. 319. Sok. No: 36 Esenyurt / İSTANBUL, TURKEY
Product:
HYGIENIC EQUIPMENT- RIGID V BANK FILTERS
Model/Type:
Multifil, Multitur, Multi-V, Minipan, Multicell, Multifil-ES
Assessment Center: ASTOR MAYER LABORATORY INSPECTION CERTIFICATION AND TRAINING SERVICES LTD. STI.. Atalar Mah. Muslu Sok. No:3/1 Kartal İstanbul/TURKEY
Product Standard(s) :
VDI 6022 Blatt 1:2018 Ventilation and indoor-air quality - Hygiene requirements for ventilation and air-conditioning systems and units - Requirements for underground components (VDI Ventilation Code of Practice) Hygiene in air-conditioning systems
VDI 3803 Blatt 1:2020 Air-conditioning - Structural and technical principles - Central air conditioning systems (VDI Ventilation Code of Practice)
DIN 1946-4:2018 Ventilation and air conditioning - Part 4: Ventilation in buildings and rooms of health care
ISO 846:2019 Plastics — Evaluation of the action of microorganisms
BS EN 17141:2020 Cleanrooms and associated controlled environments. Bio contamination control
Type of Material:
HEPA FILTER: Glass Microfiber Filter, Plastic frame, Gasket, Filter Wire, Adhesive
Audit Date: 26-27.08.2025
Test report: TR-0825.101 with TR-0825.103 and TR-0425-101 with TR-0525-101 Fungus Test
In conclusion it can be stated that the examined Hygienic Equipment, as specified in the test report TR-0825.101 and TR-0822.103 is in compliance with the above mentioned regulations. Within the framework of the hygiene conformity testing, the hygienically relevant constructive requirements were tested in accordance with the afore mentioned regulations. Further test perimeters: microbiological material testing, testing of the cleaning and disinfectant resistance, testing of the instructions for use and the regular, at least annual, hygienic production monitoring of the components by the ASTOR MAYER CERTIFICATION LLC. The test was conducted with regard to hygienic aspects of the specified regulations only. However, the hygiene conformity testing does not include toxicological and sensory testing of the materials. In the context of the hygiene - conformity check the hygienic relevant requirements of the above-mentioned guidelines were tested. Requirements of other guidelines, which refer to the above-mentioned guidelines, were not tested. Furthermore, the hygiene - conformity check does not cover toxicological and sensorial tests of the used materials. The document is valid as long as the Client complies with the terms of the contract, undergoes annual surveillance audits and maintains the relevant requirements pursuant to International accreditation rules. Certificate validity status can be queried at www.astormayer.us
Certificate No :HYG-W-23.09.201
Certificate Date :12.09.2023
Issue Date :12.09.2025
Validity Period :1 years
Expiry Date :12.09.2026
ASTOR MAYER CERTIFICATION LLC.
1309 Coffeen Avenue STE 10372 Sheridan, Wyoming 82801 United States of America
The document is valid as long as the Client complies with the terms of the contract, undergoes annual surveillance audits and maintains the relevant requirements pursuant to International accreditation rules. Certificate validity status can be queried at www.astormayer.us
Approved
ASTOR MAYER
Hygienic Products
NAC

Hygiene Ventilation-Rigid V Bank Filter


HYGIENE CONFORMITY
APPROVED HYGIENE
CERTIFICATE
HYGIENE CHECK
Manufacturer:
MGT FİLTRE SANAYİ VE TİCARET A.Ş.
Address: Akçaburgaz Mah. 319. Sok. No: 36 Esenyurt / İSTANBUL, TURKEY
Product:
HYGIENIC EQUIPMENT- HEPA FILTER
Model/Type:
Hepa-As HT, Multi As HT, Hepa-As, Multi As, Hepa-As HT, Multi-As HT, Multi-V HT, Hepa-V HT, Minipan HT, Multicell HT, Multi-V HT, Hepa -V HT
Testing Center: ASTOR MAYER LABORATORY INSPECTION CERTIFICATION AND TRAINING SERVICES LTD.ŞTİ. Atalar Mah. Muslu Sok. No:3/1 Kartal İstanbul/TURKEY
Product Standard(s) :
VDI 6022 Blatt 1:2018 Ventilation and indoor-air quality - Hygiene requirements for ventilation and air-conditioning systems and units - Requirements for underground components (VDI Ventilation Code of Practice) Hygiene in air-conditioning systems
VDI 3803 Blatt 1:2020 Air-conditioning - Structural and technical principles - Central air conditioning systems (VDI Ventilation Code of Practice)
DIN 1946-4:2018 Ventilation and air conditioning - Part 4: Ventilation in buildings and rooms of health care
ISO 846:2019 Plastics — Evaluation of the action of microorganisms
BS EN 17141:2020 Cleanrooms and associated controlled environments. Bio contamination control
Type of Material:
HEPA FILTER: Aluminum Separator, Glass Microfiber Filter, Gasket, Gasket Adhesive, Metal Frame, Rivet, Nut, Filter Wire, Adhesive
Audit Date: 08.07.2025
Test report: TR-0625.101 with TR-0625.102 and TR-0425-101 with TR-0525-101 Fungus Test
In conclusion it can be stated that the examined Hygienic Equipment, as specified in the test report TR-0625.101-and TR-0625-102, is in compliance with the above mentioned regulations. Within the framework of the hygiene conformity testing, the hygienically relevant constructive requirements were tested in accordance with the afore mentioned regulations. Further test perimeters: microbiological material testing, testing of the cleaning and disinfectant resistance, testing of the instructions for use and the regular, at least annual, hygienic production monitoring of the components by the ASTOR MAYER CERTIFICATION LLC. The test was conducted with regard to hygienic aspects of the specified regulations only. However, the hygiene conformity testing does not include toxicological and sensory testing of the materials. In the context of the hygiene - conformity check the hygienic relevant requirements of the above-mentioned guidelines were tested. Requirements of other guidelines, which refer to the above-mentioned guidelines, were not tested. Furthermore, the hygiene - conformity check does not cover toxicological and sensorial tests of the used materials. The document is valid as long as the Client complies with the terms of the contract, undergoes annual surveillance audits and maintains the relevant requirements pursuant to International accreditation rules. Certificate validity status can be queried at www.astormayer.us
Certificate No :HYG-W-23.07.201
Certificate Date :18.07.2023
Issue Date :25.07.2025
Validity Period :1 years
Expiry Date :17.07.2026
ASTOR MAYER CERTIFICATION LLC
1309 Coffeen Avenue STE 10372 Sheridan, Wyoming 82801 United States of America
The document is valid as long as the Client complies with the terms of the contract, undergoes annual surveillance audits and maintains the relevant requirements pursuant to International accreditation rules. Certificate validity status can be queried at www.astormayer.us
Approved
ASTOR MAYER
Hygienic Products
NAC
www.astormayer.us

Hygiene Ventilation-HEPA Filter HT


HYGIENE CONFORMITY
APPROVED HYGIENE
CERTIFICATE
HYGIENE CHECK
Manufacturer:
MGT FİLTRE SANAYİ VE TİCARET A.Ş.
Address: Akçaburgaz Mah. 319. Sok. No: 36 Esenyurt / İSTANBUL, TURKEY
Product:
HYGIENIC EQUIPMENT- POCKET BAG (BAG FILTER)
Model/Type:
Prebag, Multibag
Assessment Center: ASTOR MAYER LABORATORY INSPECTION CERTIFICATION AND TRAINING SERVICES LTD. STI.. Atalar Mah. Muslu Sok. No:3/1 Kartal İstanbul/TURKEY
Product Standard(s) :
VDI 6022 Blatt 1:2018 Ventilation and indoor-air quality - Hygiene requirements for ventilation and air-conditioning systems and units - Requirements for underground components (VDI Ventilation Code of Practice) Hygiene in air-conditioning systems
DIN 1946-4:2018 Ventilation and air conditioning - Part 4: Ventilation in buildings and rooms of health care
ISO 846:2019 Plastics — Evaluation of the action of microorganisms
BS EN 17141:2020 Cleanrooms and associated controlled environments. Bio contamination control
Type of Material:
Plastic Profile, Galvanized Profile, Galvanized Connection, Synthetic Filter, Glass Fiber Filter, Polyurethane Adhesive, Gasket, Pop Rivet
Audit Date: 13-14.03.2026
Test report: TR-0326.102 and TR-0326.102-1
In conclusion it can be stated that the examined Hygienic Equipment, as specified in the test report TR-0326.102 and TR-0326.102-1 is in compliance with the above mentioned regulations. Within the framework of the hygiene conformity testing, the hygienically relevant constructive requirements were tested in accordance with the afore mentioned regulations. Further test perimeters: microbiological material testing, testing of the cleaning and disinfectant resistance, testing of the instructions for use and the regular, at least annual, hygienic production monitoring of the components by the ASTOR MAYER CERTIFICATION LLC. The test was conducted with regard to hygienic aspects of the specified regulations only. However, the hygiene conformity testing does not include toxicological and sensory testing of the materials. In the context of the hygiene - conformity check the hygienic relevant requirements of the above-mentioned guidelines were tested. Requirements of other guidelines, which refer to the above-mentioned guidelines, were not tested. Furthermore, the hygiene - conformity check does not cover toxicological and sensorial tests of the used materials. The document is valid as long as the Client complies with the terms of the contract, undergoes annual surveillance audits and maintains the relevant requirements pursuant to International accreditation rules. Certificate validity status can be queried at www.astormayer.com
Certificate No :HYG-W-25.02.201
Certificate Date :03.04.2025
Issue Date :08.04.2026
Validity Period :1 year
Expiry Date :02.04.2027
ASTOR MAYER CERTIFICATION LLC.
1309 Coffeen Avenue STE 10372 Sheridan, Wyoming 82801 United States of America
The document is valid as long as the Client complies with the terms of the contract, undergoes annual surveillance audits and maintains the relevant requirements pursuant to International accreditation rules. Certificate validity status can be queried at www.astormayer.com
Approved
ASTOR MAYER
Hygienic Products
NAC
www.astormayer.us

Hygiene Ventilation-Pocket Bag Filter


HYGIENE CONFORMITY
APPROVED HYGIENE
CERTIFICATE
HYGIENE CHECK
Manufacturer:
MGT FİLTRE SANAYİ VE TİCARET A.Ş.
Address: Akçaburgaz Mah. 319. Sok. No: 36 Esenyurt / İSTANBUL, TURKEY
Product:
HYGIENIC EQUIPMENT- HEPA FILTER
Model/Type:
Hepalam, Hepafil, Hepahood, Hepacil, Hepajel, Hepa-V
Assessment Center: ASTOR MAYER LABORATORY INSPECTION CERTIFICATION AND TRAINING SERVICES LTD. STI.. Atalar Mah. Muslu Sok. No:3/1 Kartal İstanbul/TURKEY
Product Standard(s) :
VDI 6022 Blatt 1:2018 Ventilation and indoor-air quality - Hygiene requirements for ventilation and air-conditioning systems and units - Requirements for underground components (VDI Ventilation Code of Practice) Hygiene in air-conditioning systems
DIN 1946-4:2018 Ventilation and air conditioning - Part 4: Ventilation in buildings and rooms of health care
ISO 846:2019 Plastics — Evaluation of the action of microorganisms
BS EN 17141:2020 Cleanrooms and associated controlled environments. Bio contamination control
Type of Material:
HEPA FILTER: Gasket, Aluminum Profile, Aluminum Connection, Glass Microfiber Filter, HEPA Filter Wire, Electrostatic Powder Coating, Filter Adhesive, Resin Hardener, Hot Melt Adhesive
Audit Date: 13-14.03.2026
Test report: TR-0326.101 and TR-0326.101-1
In conclusion it can be stated that the examined Hygienic Equipment, as specified in the test report TR-0326.101 and TR-0326.101-1 is in compliance with the above mentioned regulations. Within the framework of the hygiene conformity testing, the hygienically relevant constructive requirements were tested in accordance with the afore mentioned regulations. Further test perimeters: microbiological material testing, testing of the cleaning and disinfectant resistance, testing of the instructions for use and the regular, at least annual, hygienic production monitoring of the components by the ASTOR MAYER CERTIFICATION LLC. The test was conducted with regard to hygienic aspects of the specified regulations only. However, the hygiene conformity testing does not include toxicological and sensory testing of the materials. In the context of the hygiene - conformity check the hygienic relevant requirements of the above-mentioned guidelines were tested. Requirements of other guidelines, which refer to the above-mentioned guidelines, were not tested. Furthermore, the hygiene - conformity check does not cover toxicological and sensorial tests of the used materials. The document is valid as long as the Client complies with the terms of the contract, undergoes annual surveillance audits and maintains the relevant requirements pursuant to International accreditation rules. Certificate validity status can be queried at www.astormayer.com
Certificate No :HYG-W-23.03.201
Certificate Date :05.04.2023
Issue Date :08.04.2026
Validity Period :1 year
Expiry Date :04.04.2027
ASTOR MAYER CERTIFICATION LLC.
1309 Coffeen Avenue STE 10372 Sheridan, Wyoming 82801 United States of America
The document is valid as long as the Client complies with the terms of the contract, undergoes annual surveillance audits and maintains the relevant requirements pursuant to International accreditation rules. Certificate validity status can be queried at www.astormayer.com
Approved
ASTOR MAYER
Hygienic Products
NAC
www.astormayer.us

Hygiene Ventilation-HEPA Filter

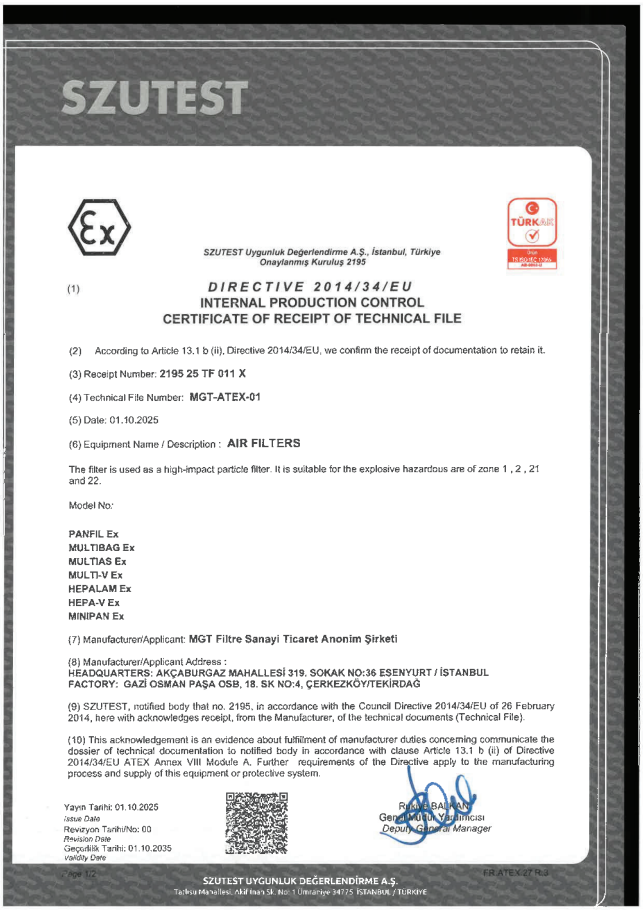

SZUTEST

SZUTEST Uygunluk Değerlendirme A.Ş., İstanbul, Türkiye
Onaylanmış Kuruluş 2195

(1) DIRECTIVE 2014/34/EU
INTERNAL PRODUCTION CONTROL
CERTIFICATE OF RECEIPT OF TECHNICAL FILE

(2) According to Article 13.1 b (ii), Directive 2014/34/EU, we confirm the receipt of documentation to retain it.

(3) Receipt Number: **2195 25 TF 011 X**

(4) Technical File Number: **MGT-ATEX-01**

(5) Date: 01.10.2025

(6) Equipment Name / Description : **AIR FILTERS**

The filter is used as a high-impact particle filter. It is suitable for the explosive hazardous are of zone 1 , 2 , 21 and 22.

Model No:

PANFIL Ex
MULTIBAG Ex
MULTIAS Ex
MULTI-V Ex
HEPALAM Ex
HEPA-V Ex
MINIPAN Ex

(7) Manufacturer/Applicant: **MGT Filtre Sanayi Ticaret Anonim Şirketi**

(8) Manufacturer/Applicant Address :
HEADQUARTERS: AKÇABURGAZ MAHALLESİ 319. SOKAK NO:36 ESENYURT / İSTANBUL
FACTORY: GAZİ OSMAN PAŞA OSB, 18. SK NO:4, ÇERKEZKÖY/TEKİRDAĞ

(9) SZUTEST, notified body that no. 2195, in accordance with the Council Directive 2014/34/EU of 26 February 2014, here with acknowledges receipt, from the Manufacturer, of the technical documents (Technical File).

(10) This acknowledgement is an evidence about fulfillment of manufacturer duties concerning communicate the dossier of technical documentation to notified body in accordance with clause Article 13.1 b (ii) of Directive 2014/34/EU ATEX Annex VIII Module A. Further requirements of the Directive apply to the manufacturing process and supply of this equipment or protective system.

Yayın Tarihi: 01.10.2025
Issue Date
Revizyon Tarihi/No: 00
Revision Date
Geçerlilik Tarihi: 01.10.2035
Validity Date

Genel Müdür Yardımcısı
Deputy General Manager

Page 1/2

SZUTEST UYGUNLUK DEĞERLENDİRME A.Ş.
Tatlısu Mahallesi, Akif İnan Sk. No: 1 Ümraniye 34775 İSTANBUL / TÜRKİYE

FR.ATEX.27 Rv3



SZUTEST

SZUTEST Uygunluk Değerlendirme A.Ş., İstanbul, Türkiye
Onaylanmış Kuruluş 2195

(11) SZUTEST holds the Technical File for at least ten years from the date of the last manufactured apparatus. In case of lack of a written acknowledgement from the manufacturer about the intention of maintaining the Technical File deposit, SZUTEST will hold the TECHNICAL FILE in its archives for l0 years, starting from the date this receipt is confirmed

(12) This receipt can be reproduced only entirely and with no change.

(13) Reference standards:
EN IEC 60079-0:2018, EN ISO 80079-36:2016, EN ISO 80079-37:2016, EN 1127-1:2019

(14) Marking of the equipment or protective system according to manufacturer's declaration:

II 2G Ex h IIC Gb
II 2D Ex h IIIB Db

(15) The manufacturer is authorized to use CE mark but without NB number.

(16) Special Conditions for Safe Use:

The filter may only be used when it is sufficiently and constantly grounded via the intended grounding cable

Yayın Tarihi: 01.10.2025
Issue Date
Revizyon Tarihi/No: 00
Revision Date
Geçerlilik Tarihi: 01.10.2035
Validity Date

Genel Müdür Yardımcısı
Deputy General Manager

Page 2/2

SZUTEST UYGUNLUK DEĞERLENDİRME A.Ş.
Tatlısu Mahallesi, Akif İnan Sk. No: 1 Ümraniye 34775 İSTANBUL / TÜRKİYE

FR.ATEX.27 Rv3

Air Filter Ex (MGT-ATEX-01)



Eurovent Certita CERTIFICATION

CERTIFICATE
N° 14.06.004

EUROVENT CERTIFIED PERFORMANCE www.eurovent-certification.com

Air Filters / Filtres à Air

Granted on June 26, 2014 - Date 1ère admission 26 juin 2014

This document is valid at the date of issue - Check the current validity on:
Document valable à la date d'émission - Vérifier la validité en cours sur :
www.eurovent-certification.com

Participant/Titulaire

MGT Filtre Sanayi ve Ticaret A.S.
Akçaburgaz Mah 319 SOK N°36
ESENYURT-STANBUL, Turkey

This product performance certificate is issued by Eurovent Certita Certification according to the certification rules:

ECP FIL – « Air Filters » in force at established date.

Pursuant to the decision notified by Eurovent Certita Certification, the right to use the mark ECP shall be granted to the beneficiary company for all products inside the defined scope according to "certify-all" principle and in the conditions defined by the certification program mentioned.

Unless withdrawn or suspended, this certificate remains valid as long as the requirements for the certification program framework are met. The validity of the certificate is to be verified on www.eurovent-certification.com

THIS CERTIFICATE HAS BEEN ISSUED ON 27/08/2025
THIS CERTIFICATE IS VALID UNTIL 30/09/2026

Ce certificat de performance produit est délivré par Eurovent Certita Certification dans les conditions fixées par le référentiel :

ECP FIL – « Filtres à Air » en vigueur à date d'édition.

En vertu de la décision notifiée par Eurovent Certita Certification, le droit d'usage de la marque ECP, est accordé à la société qui en est bénéficiaire pour tous les produits entrant dans le champ d'application défini selon le principe "certify-all" et dans les conditions définies par le programme de certification mentionné.

Sauf retrait ou suspension, ce certificat demeure valide tant que les conditions du référentiel du programme de certification sont respectées. La validité du certificat est à vérifier sur le site Internet www.eurovent-certification.com

CE CERTIFICAT A ÉTÉ EMIS LE 27/08/2025
CE CERTIFICAT EST VALIDE JUSQU'AU 30/09/2026

Paris, 27 août 2025

MANAGING BOARD MEMBER / MEMBRE DIRECTOIRE

cofrac
CERTIFICATION DE PRODUITS ET SERVICES

Organisme accrédité n° 5-0517 Certification Produits et Services selon la norme NF EN ISO/CEI 17065:2012
Portée disponible sur www.cofrac.fr

Accreditation #5-0517 Products and Services Certification according to NF EN ISO/CEI 17065:2012 –
Scope available on www.cofrac.fr

COFRAC est signataire des accords MLA d'EA,
COFRAC is signatory of EA MLA,
list of EA members is available on
www.european-accreditation.org/ea-members

1/2

EUROVENT CERTITA CERTIFICATION SAS au capital de 70 000 € - 34 rue Laffitte 75009 Paris - FRANCE
Tel. : 33 (0)1 75 44 71 71 - 513 133 637 RCS Paris - TVA FR 59513133637

CERTIFICATE TEMPLATE_ECP_Certify_All_Rev2.0



Eurovent Certita CERTIFICATION

CERTIFICATE
N° 14.06.004

EUROVENT CERTIFIED PERFORMANCE www.eurovent-certification.com

Appendix / Annexe

Granted on June 26, 2014 - Date 1ère admission 26 juin 2014

This document is valid at the date of issue - Check the current validity on:
Document valable à la date d'émission - Vérifier la validité en cours sur :
www.eurovent-certification.com

List of certified products and characteristics is displayed on:
La liste des références et caractéristiques certifiées est disponible sur le site :
www.eurovent-certification.com

This product performance certificate is valid for the following trade names:
Ce certificat de performance produit est valide pour les marques commerciales suivantes:
Trade Name / Marque Commerciale

MGT Filtre

This product performance certificate is valid for the following manufacturing places:
Ce certificat de performance produit est valide pour les sites de production suivants:
Manufacturing Place / Site de Production

Not applicable for this certification programme / Non applicable pour ce programme de certification

This product performance certificate is valid for the following software:
Ce certificat de performance produit est valide pour les logiciels de sélection suivants:
Software / Logiciel de sélection

Not applicable for this certification programme / Non applicable pour ce programme de certification

2/2

EUROVENT CERTITA CERTIFICATION SAS au capital de 70 000 € - 34 rue Laffitte 75009 Paris - FRANCE
Tel. : 33 (0)1 75 44 71 71 - 513 133 637 RCS Paris - TVA FR 59513133637

CERTIFICATE TEMPLATE_ECP_Certify_All_Rev2.0

Eurovent Certification

INTRODUCTION TO AIR FILTRATION



THE term 'air filtration' refers to all applications in which contaminants are removed from an air flow. Having a filtering system, and therefore obtaining cleaner air, is useful for more than just comfort in homes, offices and hotels; there are other reasons for filtering the air. Technology increasingly requires rooms or work areas free of dust, smoke and odours, making it necessary to filter air in numerous industrial activities.

Pure air is essential in operating theatres, pharmaceutical laboratories, cleanrooms for electronics, data processing centers, museums, libraries, food industries and public facilities.

PRINCIPAL FEATURES

Before selecting a filter, it is important to analyse the following points: efficiency, dust accumulation capacity, pressure drop, test methods

Efficiency: This is the most important factor when selecting an air filter: measurement of the quantity of contaminant that the filter manages to remove from the air flow. It is expressed as a percentage and determined using various testing methods, described below.

Pressure Drop: This is the resistance the filter offers to the air flow, measured in water column millimetres or pascals (Pa). The value varies from filter to filter, depending on the efficiency.

Dust Holding Capacity: This characteristic indicates how much dust a filter can collect in the course of its lifetime, before it must be replaced. It is another important factor in evaluating a filter.

TEST METHODS

The following test methods may be used to determine the efficiency of various stages in filtering.

Gravimetric Method (sec. AFI, ASHRAE 52/76):

A known quantity of synthetic dust is injected into the air Downstream of the filter being tested is an absolute filter. The increase in the absolute filter's weight indicates the quantity of dust that has passed through the test filter, which may be subtracted to calculate the quantity of dust stopped. flow passing through the filter to be tested.

ISO 16890 Test Method

(Particulate Matter Efficiency - ePM): This method uses test aerosols with a range of particle sizes (from 0.3 to 10 micrometers), simulating real-world dust (e.g., Urban and rural particulates). Air containing the aerosol is passed through the filter, and efficiency is measured by comparing upstream (before the filter) and downstream (after the filter) particle concentrations using a laser particle counter. Efficiency is calculated for classes like ePM_1 (particles ≤1 µm), $ePM_{2.5}$ (particles ≤2.5 µm), and ePM_{10} (particles ≤10 µm). The method also includes dust loading tests to evaluate dust-holding capacity over time and pressure drop under standard airflow conditions (typically 0.944 m^3/s).

ISO 29463 Test Method

(for HEPA/ULPA Filters): This optical method uses DEHS (Di-Ethyl-Hexyl-Sebacat) aerosol or equivalent, with particles sized around 0.12-0.3 micrometers (Most Penetrating Particle Size - MPPS). The aerosol is introduced into the airflow, and efficiency is determined by measuring particle penetration using a photometer or particle counter. It includes integrity testing by scanning the filter for leaks, as well as pressure drop measurements at rated airflow. This ensures ultra-high efficiency (up to 99.999995% for ULPA).

CURRENT CLASSIFICATIONS

The test methods listed above and applicable international standards have been adopted by the European organization EUROVENT, which has established the following classifications for standardization:

ISO 16890 (effective since 2016) classifies general air filters into groups based on particulate matter efficiency (ePM): ISO Coarse (ePM_{10} <50%), ISO ePM_{10} (ePM_{10} ≥50%), ISO $ePM_{2.5}$ ($ePM_{2.5}$≥50%), and ISO ePM_1 (ePM_1≥50%);

ISO 29463 (effective since 2011, updated 2017) classifies HEPA/ULPA filters into classes based on efficiency at MPPS: HEPA (H10-H14, 85% to 99.995%) and ULPA (U15-U17, 99.9995% to 99.999995%).

MADE IN TURKEY

Manufacturer: MGT

AIR FILTERS
INTERNATIONAL CLASSIFICATION
STANDARDS

Group	Designation	European Filter Class	MERV Rating	Recomended Final Pressure Drop (Pa)	Average Arrestance (Am) of Synthetic dust (%)	Averange Efficiency (Em) of 0,4µ Particles (%)	Minimum Efficiency for 0,4µ Particles (%)	NEW STANDARD ISO 16890			
		EN 779-2012	ASHRAE 52.2					ISO ePM1	ISO ePM2,5	ISO ePM10	ISO COARSE
COARSE	G	G1	MERV 1	250	50 ≤ Am < 65	-	-	-	-	-	-
		G2	MERV 2-4	250	65 ≤ Am < 80	-	-	-	-	-	> 20 %
		G3	MERV 5-6	250	80 ≤ Am < 90	-	-	-	-	-	> 40 %
		G4	MERV 7-8	250	90 ≤ Am		-	-			> 60 %
MEDIUM	M	M5	MERV 9-10	450	-	40 ≤ Em < 60				> 50 %	-
		M6	MERV 11-12	450	-	60 ≤ Em < 80				> 60 %	-
FINE	F	F7	MERV 13	450	-	80 ≤ Em < 90	35	> 50 %	> 65 %	> 85 %	-
		F8	MERV 14	450		90 ≤ Em < 95	55	> 65 %	> 80 %	> 90 %	
		F9	MERV 15	450		95 ≤ Em	70	> 80 %	> 95 %	> 95 %	

Group	EN 1822		ISO 29463	Integral Value of Efficiency in the MPPS in %	Integral Value of Penetration in the MPPS in %	Local Value of Efficiency in the MPPS in %	Local Value of Penetration in the MPPS in %	Rec. Final Pres. Drop (Pa)
Suspented	E	E10	-	≥ 85	≥ 15	-	-	600
		E11	ISO 15	≥ 95	≥ 5	-	-	600
		-	ISO 20	≥ 99	≥ 1	-	-	600
		E12	ISO 25	≥ 99.5	≥ 0.5	-	-	600
		-	ISO 30	≥ 99.9	≥ 0.1	-	-	600
	H	H13	ISO 35	≥ 99.95	≥ 0.05	≥ 99.75	≥ 0.25	600
		-	ISO 40	≥ 99.99	≥ 0.01	≥ 99.95	≥ 0.05	600
		H14	ISO 45	≥ 99.995	≥ 0.005	≥ 99.975	≥ 0.025	600
		-	ISO 50	≥ 99.999	≥ 0.001	≥ 99.995	≥ 0.005	600
	U	U15	ISO 55	≥ 99.9995	≥ 0.0005	≥ 99.9975	≥ 0.0025	600
		-	ISO 60	≥ 99.9999	≥ 0.0001	≥ 99.9995	≥ 0.0005	600
		U16	ISO 65	≥ 99.99995	≥ 0.00005	≥ 99.99975	≥ 0.00025	600
		-	ISO 70	≥ 99.99999	≥ 0.00001	≥ 99.9999	≥ 0.0001	600
		U17	ISO 75	≥ 99.999995	≥ 0.000005	≥ 99.9999	≥ 0.0001	600

TEST UNITS & CERTIFICATES



Filter testing system according to EN 779-2012 / ISO 16890 / ASHRAE 52.2



Filter testing system according to EN 1822-2019 / ISO 29463-2024



Kiwa Certificate



Eurovent Certificate

MADE IN TURKEY

Manufacturer: MGT

INTEGRATED QUALITY MANAGEMENT POLICY



MGT'S PHILOSOPHY

MGT Filter, an international brand, is committed to being a leader in capturing universal standards by adhering to the principle of preserving excellence in detail.

MGT Filter Family uses high quality raw materials in a systematical structure with high quality human power by using quality new technology together with quality managers; to serve 5 continental countries using contemporary marketing techniques.

OUR VISION

Clean air - a human right...

At Air Filtech, we believe that everyone deserves to breathe clean air. Clean air not only enhances productivity and saves energy, but also safeguards health and the living environment. We are committed to delivering smart, effective, and sustainable air filtration solutions – focusing on swiftly addressing customer needs, maintaining strict process control, and continuously improving our performance. Our goal is to help create a world where everyone can live and work in cleaner, healthier air every single day.

OUR MISSION

Air Filtech operates with the mission of protecting people, production processes, and the environment through advanced, energy-efficient air filtration solutions. We are committed to delivering effective solutions that improve air quality and create long-term, sustainable value for both businesses and the community.

MADE IN TURKEY

Manufacturer: MGT

Indoor Air Quality (IAQ)

Environmental Health

Environmental health is becoming a central concern at national and international levels. Indoor Air Quality (IAQ) is an area that focuses on providing a comfortable and healthy indoor environment which is important to the well being of people. We spend 90% of our time in indoor spaces and, as such, the issue of IAQ is a key aspect of public health, especially since this affects the entire population, particularly the most sensitive and vulnerable.

The industrialised world is a very different place compared to 50 years ago and one major difference is that the air we breathe is now more heavily and more diversely polluted than at any time in the past. Although natural sources of pollution exist, the greater concerns arise as a result of mans own activities which have increased both the amount and the complexity of pollutants found in the atmosphere. There are tens of thousands of synthetic chemicals (not found in nature) made today with an estimated annual production rate in excess of a billion tonnes. These chemicals are released to the atmosphere during manufacture use and can subsequently travel vast distances. They are an inevitable part of our lives.

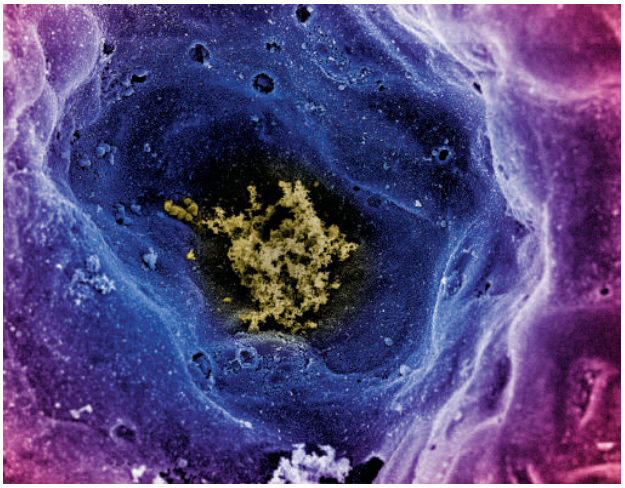

Atmospheric pollution

Atmospheric pollution can be categorised in two different ways. The simplest is measurement (a physical categorisation) to distinguish gaseous pollutants from solid, dust and particulate pollutants. The second is based on the origin of pollutants and is divided into primary and secondary pollutants.

Primary pollutants

Primary pollutants are substances present in the atmosphere, in the form in which they are emitted. Of these pollutants, some are especially prominent:

Sulphur dioxide (SO2) emitted by certain industrial processes, such as paper-making and refining, and in particular by the use of sulphurous fossil fuels. SO2 is one of the main causes of acid rain on account of its transformation in the atmosphere into sulphuric acid (H2SO4). Nitric oxides (NO)), and in particular nitrogen dioxide (NO2), which is usually emitted from the burning of fossil fuels (particularly vehicles), contribute towards the formation of ozone in the atmosphere. Polycyclic aromatic hydrocarbons are emitted by the incomplete burning of fuels or carbon, which can usually be found in the air, linked to particles. Some of them are known to be highly carcinogenic.



Secondary pollutants

Secondary pollutants are substances whose presence in the atmosphere is the result of chemical transformations related to the interaction of compounds known as precursors. Ozone is the main secondary pollutant, it is formed as a result of a photochemical process in the presence of certain primary pollutants (carbon monoxide, nitric oxide and volatile organic compounds). This is a gas that is naturally present in the atmosphere in low concentrations at high altitude. At low altitude, on the other hand, the development of the concentration is primarily the result of human activity. Sulphuric acid and nitric acid form in the atmosphere as a result of humidity from sulphur dioxide and nitric oxide respectively.

Solid pollutants

Solid pollutants usually in the form of small (fine) particles are very important and from a cleanliness point of view, these particles deserve particular attention. These are capable of acting as vectors to other substances, such as carcinogenic polycyclic aromatic hydrocarbons, which is particularly worrying given the capacity of the finest particles (< 1mm) to find their way into the lungs and even to penetrate into the bloodstream. Effective solutions aimed at combating such particle pollution are now widely known. The development of the main standards and recommendations governing the manufacture and use of modern air filters is clearly geared towards much higher filtration levels than have been permitted in the past

Air Pollution and PM1

Air pollution has been assessed to be 4th highest risk factor to human health and by far the most serious environmental risk. Air pollution includes particulate matter (PM). We identify both man-made sources such as vehicle exhaust, construction and power generation alongside natural sources such as pollen, forest fires and windblown sand and soil. Particulate matter from man-made sources, especially combustion processes, tends to be at the small end of the size range and often these particles are released into the air near centres of high population density, i.e. cities.

Many governments and NGOs publish pollution data in real time on websites. The most commonly reported values relate to particle fractions PM2.5 and PM10. In 2005 the World health Organisation (WHO) published air quality guidelines (AQG) which included recommendations for exposure limits to PM2.5 and PM10.

Recently there has been a shift in focus towards a smaller particle fraction, PM1. This is all particles sized 1 micron and less. A micron is one thousandth of a millimetre. There is a growing body of evidence from the scientific and medical communities that it is the very small particles that we breathe that are most hazardous. By number, particulate matter is very much biased towards particles less than 1 micron in size.

The body has some natural defences against larger particles such as the nasal hairs and mucas membranes. However these are not so effective for smaller particles and potentially they are able to reach the lungs. Fine particles, less than 1 micron are able to penetrate into the important fine structure of the lungs, the alveoli. Extremely fine particles, so called ultra-fines and nano particles are able to pass through the alveoli and enter the bloodstream when they are distributed around the entire body and reach critical organs such as the brain, heart, liver and endocrine system.

A study published by UK researchers in 2016 reported that ultrafine metallic particles (<0.1 micron) had been found in the human brain and these have been linked to the onset of Alzheimer's Disease. These metallic particles appeared to have been exposed to high temperatures and it is concluded that they originated in the combustion cycle of diesel engines.

Another study published in 2016. Polyaromatic hydrocarbons (PAH) are a group of chemicals that are released into the air when petrol, diesel, coal, wood and other organic materials are combusted. PAH are characterised by their toxicity including the ability to be capable of causing mutations in human DNA which can lead to cancers. This behaviour is known as mutagenicity. PAH can exist as particles or in the molecular form, but often they are found condensed onto the surface of PM1, particles smaller than 1 micron. In this study four different air filtration medias (corresponding to M6, F7 [x2] and F9 acc. EN779:2012) were assessed in respect of their ability to:

1. Remove fine particles (0.4 micron) according to method EN779:2012

2. Reduce the level of PAH in urban air.

3. Reduce the mutagenicity of urban air

The study concluded that:

A. The PAH content of urban air was progressively reduced by passing the air through filter media of increasing efficiency between M6, F7 and F9. When the reduction in PAH was plotted against the efficiency of the filters in removing 0.4 micron sized particles (EN779:2012 results), the relationship was linear.

B. The mutagenicity of urban air was progressively reduced by passing the air through filter media of increasing efficiency between M6, F7 and F9. When the reduction in mutagenicity was plotted against the efficiency of the filters in removing 0.4 micron sized particles (EN779:2012 results), the relationship was linear.

C.There is a direct relationship between the removal of 18 common PAHs and the reduction of mutagenicity of urban air.

D.The observed results support the theory that a significant proportion of airborne PAHs are bound to very small particles; PM1, and highly efficient filters are required to effectively reduce their concentration in air.

So, the hazard from breathing very fine particles, PM1 is clear. There is a new global standard for the testing and classification of air filters. To afford maximum protection against these hazardous pollutants, Air Filtech strongly recommend the use of ePM1 rated filters according to IS016890.

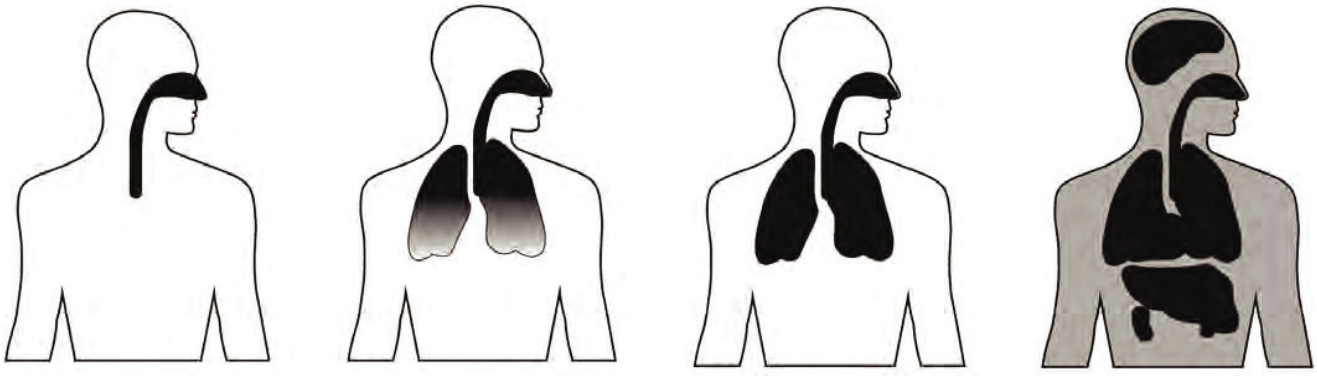

[1] Professor Michael Brauer. University of British Columbia, School of Population and Public Health, Vancouver, Canada.

[2] Prof David Allsop et al. Proceedings of the National Academy of Sciences, Sept. 2016.

[3] "Removal of polycyclic aromatic hydrocarbons and genotoxic compounds in urban air using air filter materials for mechanical ventilation in buildings" by Ioannis Sadiktsis1, Gertrud Nilsson2,3, Ulf Johansson2, Ulf Rannug3 and Roger Westerholm1. Published in ASHRAE's research publication Science and Technology for the Built Environment, February 2016

ISO 16890

Air Filtech welcome the publication of a new ISO standard for the testing and classification of air filters used in general ventilation systems. Importantly, ISO16890 has global applicability and will ultimately be applied in all our markets. After a period of coexistence, ISO16890 will replace EN779:2012 and the European norm will be withdrawn, probably sometime in 2018. It is obvious that it would be beneficial if ISO16890 also replaced ASHRAE 52.2. Whilst this could happen in the future, the time scale is not yet clearly defined.

Benefits of ISO16890

For specifiers, purchasers and users of air filters	For the filter industry
The standard recognises that air filters positively influence indoor air quality and human health.	It will be easier to compare products. This will drive innovation and customer value. Very poor performing products may be eliminated.
The test method and filter classification system are better aligned with real-world pollution.	Easier to explain product value in terms of function and customer application.
The global applicability will eliminate confusion that occurred when attempts were made to compare results of EN779 and ASHRAE 52.2 tests.	This standard will remove an obstacle to global trade.

How ISO16890 compares to EN779:2012 and ASHRAE 52.2.

	EN779:2012	ASHRAE 52.2	ISO16890
Filter test method	Efficiency measurement made using **0,4µm particles**	Efficiency measurements made using 0,3- 10 µm particles. Classifications relate to results for **E1, E2 & E3 efficiency classes - MERV rating**	Efficiency measurements made using 0,3- 10 µm particles. Classifications relate to result for **PM1, PM2,5 & PM10**
Discharging method	Discharge only filter media, using IPA soak. **A tough discharging method.**	Discharge entire filter using KCL salt. **A soft discharging method.** Discharge is not mandatory - may be applied as Appendix J procedure.	Discharge entire filter using IPA vapor. **A tough discharging method**
Filter loading method	Dust loading with ASHRAE dust. **Coarse dust.**	Dust loading with ASHRAE dust. **Coarse dust.**	Dust loading with ISO fine dust. **Fine dust (more like real-world).**
Classification system	**9 Classes**	**16 Classes**	**49 Classes In 4 different groups**

ISO16890: Overview of Classification System

Group Designation	Requirement			Class reporting value
	$ePM_{1,\ min}$	$ePM_{2.5,\ min}$	$ePM_{10,\ min}$	
ISO Coarse	-	-	<50%	Initial gravimetric arrestance
ISO ePM_{10}	-	-	>/=50%	ePM10
ISO $ePM_{2.5}$	-	>/=50%	-	ePM2.5
ISO ePM_{1}	>/=50%	-	-	ePM1

ISO16890: Classification Table

PM1 Classification	PM2.5 Classification	PM10 Classification	Coarse
ePM1[95] ePM1[90] ePM1[85] ePM1[80] ePM1[75] ePM1[70] ePM1[65] ePM1[60] ePM1[55] ePM1[50]	ePM2.5[95] ePM2.5[90] ePM2.5[85] ePM2.5[80] ePM2.5[75] ePM2.5[70] ePM2.5[65] ePM2.5[60] ePM2.5[55] ePM2.5[50]	ePM10[95] ePM10[90] ePM10[85] ePM10[80] ePM10[75] ePM10[70] ePM10[65] ePM10[60] ePM10[55] ePM10[50]	Arrestance reported in 5% increments starting at 5%
Requirement: >50% initial efficiency >50% discharged efficiency	Requirement: >50% initial efficiency >50% discharged efficiency	Requirement: >50% initial efficiency No discharge requirement	No discharge requirement

Note: ISO16890 demands a minimum (discharged efficiency) of 50% for ePM1 and ePM2.5 rated filters. This will ensure that those filters always provide a decent standard of long-term filtration in real-world customer applications.

Camparison Chart
ASHRAE 52.2, ISO16890, EN779, EN1882

ASHRAE Standard 52.2-2012				EN779: 2012				ISO16890: 2016				EN1822: 2009
Min. Efficiency Reporting Value	Composite Average Particle Size Efficiency (E_m) % in Size Range, µm			Filter Class	Average Arrestance (A_m) of Synthetic Dust	Average Efficiency (E_m) at 0.4µm	Minimum Efficiency (E_{min}) at 0.4µm	Average of initial and discharged efficiency $E_m = (E_i + E_d)/2$		Initial efficiency (E_i)	Initial Arrestance (A_m)	Initial Efficiency (E_i) at MPPS (typically 0.08 - 0.15 µm)
	Range 1	Range 2	Range 3		Test Final dP 250Pa	Test Final dP 450Pa		ePM1 (%)	ePM2.5 (%)	ePM10 (%)	Coarse (%)	
(MERV)	0.3-1.0	1.0-3.0	3.0-10.0		%	%	%	0.3-1.0	0.3-2.5	0.3-10	ISO Fine Dust	%
1 (A)			E_m<20	G1	50≤A_m≤65						A_m<75 Final dP 200 Pa	
2 (A)			E_m<20	G2	65≤A_m≤80							
3 (A)			E_m<20									
4 (A)			E_m<20									
5 (A)			E_m≥20	G3	80≤A_m≤90						A_m>75 Final dP 300 Pa	
6 (A)			E_m≥35									
7 (A)			E_m≥50	G4	A_m≤90							
8 (A)		E_m≥20	E_m≥70									
9 (A)		E_m≥35	E_m≥75	M5		40≤E_m≤60				E_i>50		
10 (A)		E_m≥50	E_m≥80									
11 (A)	E_m≥20	E_m≥65	E_m≥85	M6		60≤E_m≤80			50≤E_m≤60	E_i>60		
12 (A)	E_m≥35	E_m≥80	E_m≥90									
13 (A)	E_m≥50	E_m≥85	E_m≥90	F7		80≤E_m≤90	E_{min}≥35	50≤E_m≤75	E_m>70	E_i>80		
14 (A)	E_m≥75	E_m≥90	E_m≥95	F8		90≤E_m≤95	E_{min}≥55	75≤E_m≤85	E_m>80	E_i>90		
15 (A)	E_m≥85	E_m≥90	E_m≥95	F9		95≤E_m	E_{min}≥70	E_m>85				
16 (A)	E_m≥95	E_m≥95	E_m≥95									
N/A	N/A	N/A	N/A	E10				N/A	N/A	N/A	N/A	E_i≥85
				E11								E_i≥95
				E12								E_i≥99.5
				H13								E_i≥99.95
				H14								E_i≥99.995
				U15								E_i≥99.9995
				U16								E_i≥99.99995
				U17								E_i≥99.999995

A_m = Average Arrestance
E_m= Average Efficiency
E_{min} = Minimum Efficiency
E_d = Discharged Efficiency
E_i = Initial Efficiency

Note: The filter class is the highest class where the filter meets all requirements.
Comparisons are approximation given for reference only. Filters should be tested to the most recent standards.
For ISO ePM1 and ePM2.5 both initial and dicharged efficiency need to be over 50% to qualify for a class.

TYPICAL EFFICIENCIES OF AIR FILTERS AGAINST PM1 AND OTHER FINE DUST MASS CONCENTRATIONS

ASHRAE 52.2 – TYPICAL EFFICIENCIES OF AIR FILTERS AGAINST PM1 AND OTHER FINE DUST MASS CONCENTRATIONS

EN779:2012 /ASHRAE 52.2/ EN ISO 16890		ISO ePM_1	ISO $ePM_{2.5}$	ISO ePM_{10}
M5	MERV 10 (10-A)			≥50%
M6	MERV 11 (11-A)		≥50%	≥60%
F7	MERV 13 (13-A)	≥50%	≥70%	≥80%
F8	MERV 14 (14-A)	≥70%	≥80%	≥90%
F9	MERV 15 (15-A)	≥80%	≥90%	≥95%

Eurovent Certified Performance



CERTIFICATE
N° 14.06.004

Air Filters / *Filtres à Air*

Granted on June 26, 2014 - *Date 1ère admission 26 juin 2014*

This document is valid at the date of issue - Check the current validity on:
Document valable à la date d'émission - Vérifier la validité en cours sur :
www.eurovent-certification.com

Participant/Titulaire

MGT Filtre Sanayi ve Ticaret A.S.
Akcaburgaz Mah 319 SOK N°36
ESENYURT-STANBUL, Turkey

This product performance certificate is issued by Eurovent Certita Certification according to the certification rules:

ECP FIL - « Air Filters » in force at established date,

Ce certificat de performance produit est délivré par Eurovent Certita Certification dans les conditions fixées par le référentiel :

ECP FIL – « Filtres à Air » en vigueur à date d'édition.

Pursuant to the decision notified by Eurovent Certita Certification, the right to use the mark ECP shall be granted to the beneficiary company for all products inside the defined scope according to "certify-all" principle and in the conditions defined by the certification program mentioned.

En vertu de la décision notifiée par Eurovent Certita Certification, le droit d'usage de la marque ECP, est accordé à la société qui en est bénéficiaire pour tous les produits entrant dans le champ d'application défini selon le principe "certify-all" et dans les conditions définies par le programme de certification mentionné.

Unless withdrawn or suspended, this certificate remains valid as long as the requirements for the certification program framework are met. The validity of the certificate is to be verified on www.eurovent-certification.com

Sauf retrait ou suspension, ce certificat demeure valide tant que les conditions du référentiel du programme de certification sont respectées. La validité du certificat est à vérifier sur le site Internet www.eurovent-certification.com

THIS CERTIFICATE HAS BEEN ISSUED ON 27/08/2025
THIS CERTIFICATE IS VALID UNTIL 30/09/2026

CE CERTIFICAT A ÉTÉ ÉMIS LE 27/08/2025
CE CERTIFICAT EST VALIDE JUSQU'AU 30/09/2026

Paris, 27 août 2025

MANAGING BOARD MEMBER / MEMBRE DIRECTOIRE

1/2

EUROVENT CERTITA CERTIFICATION SAS au capital de 70 000 € - 34 rue Lafitte 75009 Paris - FRANCE
Tel. : 33 (0)1 75 44 71 71 - 513 133 637 RCS Paris - TVA FR 59513133637

CERTIFICATE
N° 14.06.004

Appendix / Annexe

Granted on June 26, 2014 - Date 1ère admission 26 juin 2014

This document is valid at the date of issue - Check the current validity on:
Document valable à la date d'émission - Vérifier la validité en cours sur :
www.eurovent-certification.com

List of certified products and characteristics is displayed on:
La liste des références et caractéristiques certifiées est disponible sur le site :
www.eurovent-certification.com

This product performance certificate is valid for the following trade names:
Ce certificat de performance produit est valide pour les marques commerciales suivantes:
Trade Name / Marque Commerciale

MGT Filtre

This product performance certificate is valid for the following manufacturing places:
Ce certificat de performance produit est valide pour les sites de production suivants:
Manufacturing Place / Site de Production

Not applicable for this certification programme / Non applicable pour ce programme de certification

This product performance certificate is valid for the following software:
Ce certificat de performance produit est valide pour les logiciels de sélection suivants:
Software / Logiciel de sélection

Not applicable for this certification programme / Non applicable pour ce programme de certification

2/2

EUROVENT CERTITA CERTIFICATION SAS au capital de 70 000 € - 34 rue Lafitte 75009 Paris - FRANCE
Tel. : 33 (0)1 75 44 71 71 - 513 133 637 RCS Paris - TVA FR 59513133637

Read more on Eurovent's website: www.eurovent-certification.com

Eurovent's certification of our fine-dust filters means that you can rest assured that we live up to the performance requirements and the data we print in our official documentation. Our fine-dust filters are tested by independent laboratories selected by Eurovent and that means security for you. Select MGT air filters exclusive supplying by Air Filtech with Eurovent certification - its guaranteed!



Independent test results

Our Eurovent certification covers bag filters, compact filters and panel filters in classes M5-F9, tested to EN779:2012. The initial pressure drop must remain within the tolerance levels set out in EN779:2012.*

All filters that Air Filtech officially market in brochures or on our website in these filter classes are covered by the certification. Each class contains a range of product groups:

- **Same filter media/material (such as fibreglass)**
- **Same basic design (such as bag filters, compact filters etc)**
- **Same or lower air speed/net filter area**
- **Same filter class: M5, M6, F7, F8, F9**
- **Published data must be available, specifying the model, type, filter material, filter class as per EN779:2012,**
- **Nominal airflow and initial pressure drop at nominal airflow.**

Energy efficiency classification

The way of comparing air filters.

At last, buyers of air filters will find it a lot easier to find the right filter–regarding both energy efficiency and indoor air quality. Eurovent's new, objective energy efficiency classification has now been implemented. Now all air filters can be graded from A+ to E – A+ for the lowest energy consumption and E for the highest. The new classification is based on EN779:2012 and will give you a good understanding of annual energy consumption, initial efficiency and minimum efficiency. Higher demands. As the price of energy increases and the demands of reducing CO2 emissions get tougher, the energy consumption related to air filters has become the focus of attention. Currently, air filters are classified only by their average efficiency. The new energy classification is far more precise.

The standard.

The energy consumption of air filters can be determined as a function of the volume flow rate, the fan efficiency, the operation time and the average pressure drop. Due to the dust loading during operation, the pressure drop of an air filter is constantly increasing. The related energy consumption during a certain period of time can be calculated from the integral average of the pressure drop over this period of time.

Put your supplier to the test.

Many suppliers do not test their filters properly, making it impossible for customers to compare different brands. At Camfil, we test all our filters to guarantee a high standard of quality. Does your air filter supplier have what *it takes?*

- **Is the supplier certified by Eurovent?**
- **Are there labels on all boxes?**
- **Are all tests based on EN779:2012?**
- **Is there a test protocol for validation?**





Calculation and classification.

The new standard measures both filtration efficiency and pressure drop as a function of dust loading. A representative energy consumption level is calculated using the mean pressure drop difference averaged over the course of dust loading. On the basis of these figures, the energy performance of a filter over an operating period of one year is simulated in a laboratory. This representative energy value is used for classification of air filters into energy classes.

$$W = \frac{q_V \cdot \overline{\Delta p} \cdot t}{\eta \cdot 1000}$$

The calculation used in the new energy efficiency classification by Eurovent.

Filter class	M5	M6	F7	F8	F9
ME	–	–	ME ≥ 35%	ME ≥ 55%	ME ≥ 70%
	M_M = 250g ASHRAE			M_F = 100g ASHRAE	
A+	0-450 kWh	0-550 kWh	0-800 kWh	0-1000 kWh	0-1250 kWh
A	> 450 kWh - 600 kWh	>550 kWh - 650 kWh	>800 kWh - 950 kWh	>1000 kWh - 1200 kWh	>1250 kWh - 1450 kWh
B	> 600 kWh - 700 kWh	>650 kWh - 800 kWh	>950 kWh - 1200 kWh	>1200 kWh - 1500 kWh	>1450 kWh - 1900 kWh
C	> 700 kWh - 950 kWh	>800 kWh - 1100 kWh	>1200 kWh - 1700 kWh	>1500 kWh - 2000 kWh	>1900 kWh - 2600 kWh
D	> 950 kWh - 1200 kWh	>1100 kWh - 1400 kWh	>1700 kWh - 2200 kWh	>2000 kWh - 3000 kWh	>2600 kWh - 4000 kWh
E	> 1200 kWh	>1400 kWh	>2200 kWh	>3000 kWh	>4000 kWh

Annual Energy Use for Filter Classes

Eurovent Certita rules allow only 1% A+, 5% A, 15% B, and 30% C class filters in Europe. Update of Eurovent Energy Rating every 3 years.

M_x = 200 g (AC Fine)	AEC in kWh/y FOR ePM_1 (ePM_1 and $ePM_{1,min} \geq 50\%$)					
	A+	A	B	C	D	E
50 & 55%	800	900	1050	1400	2000	>2000
60 & 65%	850	950	1100	1450	2050	>2050
70 & 75%	950	1100	1250	1550	2150	>2150
80 % 85%	1050	1250	1450	1800	2400	>2400
> 90%	1200	1400	1550	1900	2500	>2500

M_x = 250 g (AC Fine)	AEC in kWh/y FOR $ePM_{2.5}$ ($ePM_{2.5}$ and $ePM_{2.5,min} \geq 50\%$)					
	A+	A	B	C	D	E
50 & 55%	700	800	950	1300	1900	>1900
60 & 65%	750	850	1000	1350	1950	>1950
70 & 75%	800	900	1050	1400	2000	>2000
80 % 85%	900	1000	1200	1500	2100	>2100
> 90%	1000	1100	1300	1600	2200	>2200

M_x = 400 g (AC Fine)	AEC in kWh/y FOR ePM_{10} ($ePM_{10} \geq 50\%$)					
	A+	A	B	C	D	E
50 & 55%	450	550	650	750	1100	>1100
60 & 65%	500	600	700	850	1200	>1200
70 & 75%	600	700	800	900	1300	>1300
80 % 85%	700	800	900	1000	1400	>1400
> 90%	800	900	1050	1400	1500	>1500

Energy efficiency classification

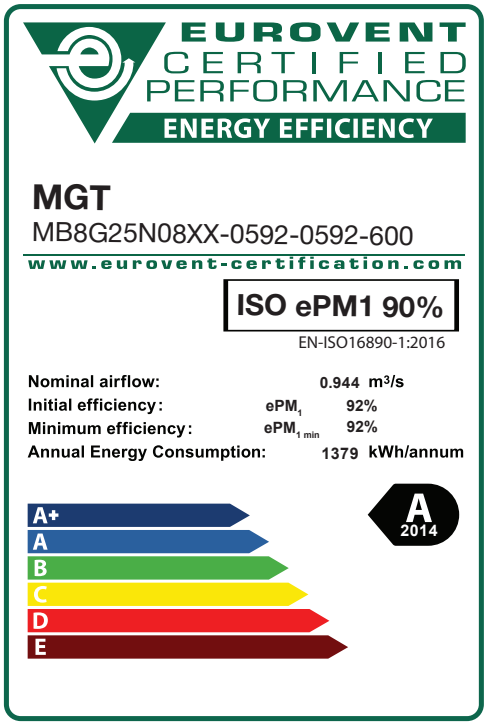

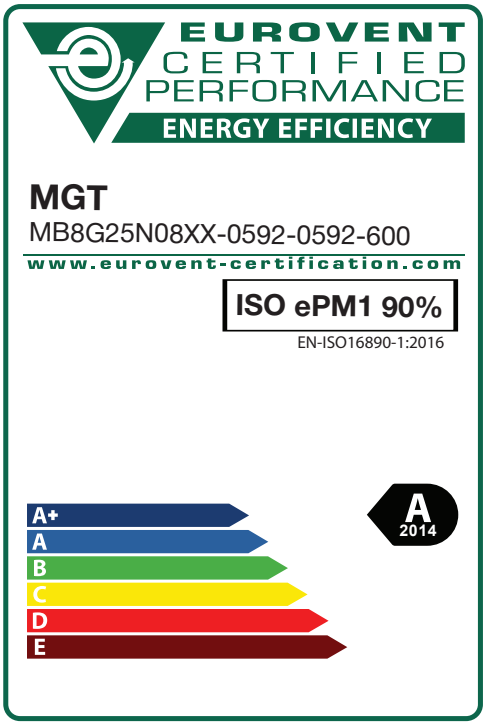

Eurovent Energy Efficiency label

The new labeling system will be displayed on standard filter boxes.

There are two different ways of exercusion.

Full size 592x592mm, acc. to EN15805

1. Full size 592x592 mm, according to EN 15805

- Nominal air flow rate, 3400 m³/h
- Efficiency, (average of initial and discharged)
- Minimum efficiency (discharged)
- Annual Energy Consumption, kWh/annum
- Energy class

Certified values are to be find at:

Certified values are to be find at: www.eurovent-certification.com

Other ”family sizes” acc. to EN15805, Eurovent OM-11-2019 and RS 4/C/001-2019

2. Other ”family” sizes according to EN15805, *Eurovent OM-11-2019 and RS 4/C/001-2019

- Energy class only, as 592x592 certified dimension

Front dimension

Width	Height
490	592
287	592
592	287
490	287
287	287
592	490*
490	490*
592	892*
490	892*
287	892*

Would you like to reduce your energy outgoings?

Economic optimisation of air filtration

The price of crude oil has more than doubled in recent years and the cost of electricity is rising throughout the world. The World Bank's Energy Group has predicted that total energy consumption is set to rise at the current rate for at least the next 50 years.

The cost of ventilation

Ventilating buildings, as we know, can be a very expensive business. The average energy cost of filters is around 30% of the total costs of the system. By choosing the right filter, for example the F7 for its efficiency and its very low average pressure loss, energy savings can be made whilst maintaining a high level of IAQ. When you consider that the air filter is the most inexpensive and simplest component to change, savings can be made quickly.

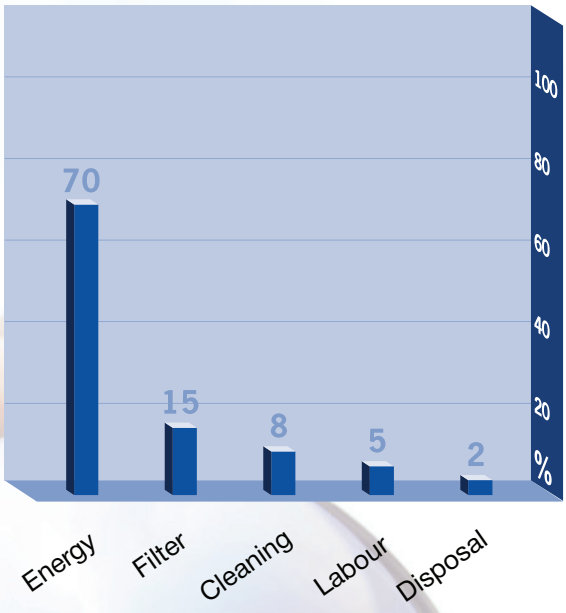

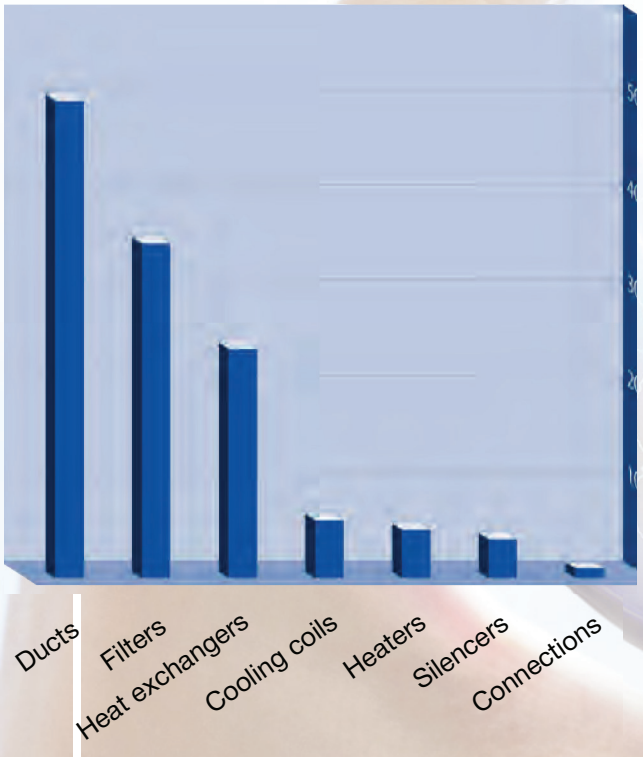

Typical pressure loss (Pa) in a ventilation system with 2 stage filtration

Choosing the right filter saves energy

In order to optimise the lifespan of the filter and to reduce energy consumption, it is important to bear in mind the extent to which their configuration and their structure influence the average pressure loss.

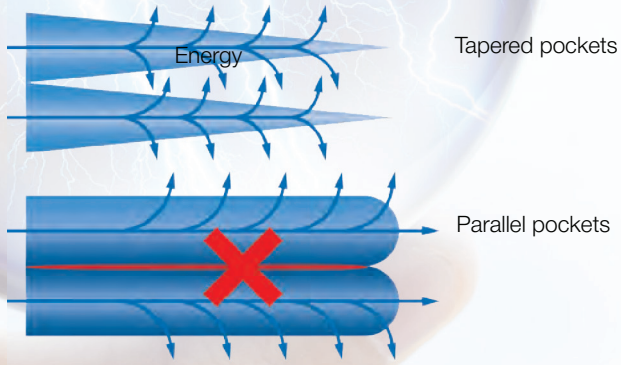

✕ Blocked surface = high energy consumption

1Pa = 1 euro

A rule of thumb, for a typical installation running for half of the time over one year, is that one additional Pascal in pressure drop adds 1 euro per filter in extra energy cost.

A badly designed filter construction could add 50 Pascal compared to a well engineered filter, even if it claims to have the same efficiency. In other words it adds 50 euros to the annual energy bill, for every filter.

70% of the total cost comes from energy costs

Calculations show that energy normally accounts for 70% of the total cost of the life cycle of an air treatment system. Energy consumption is in direct proportion to the filter's average pressure loss.

European Standard EN 1822:2009

All HEPA / ULPA filters produced by MGT are supplied fully in accordance with the European Standard EN1822:2009

- Qualified personnel responsible for testing.
- Unique serial number for each filter.
- Clear, unambiguous inspection procedures specifying test conditions, target values and actual performance of our filters.
- Complete traceability of materials and operations.
- Equipment and systems certified by accredited bodies.

In short EN 1822:2009 means:

- Individually certified filters
- Tested using MPPS (Most Penetrating Particle Size) challenge.
- Detailed, standardised test procedures.
- Full traceability of materials and test data.

EN 1822:2009 Test Report

TOPAS

AFS150 – Automated Filter Scanner | **according to EN 1822**

Herewith

Topas GmbH
Gasanstaltstraße 47
01237 Dresden
Germany

Manufacturer of the Automated Filter Scanner AFS150
Confirms to

MGT AIR FILTERS
Akçaburgaz Mahallesi, 319. Sk., No:36
34522 Esenyurt/Istanbul
Turkey

The Automated Filter Scanner AFS150, installed in 2016, was designed, and constructed to fulfill all requirements given by the Standard EN 1822-4:2011.

As long as the system is well maintained, it fulfills the accuracy requirements given by the Standard EN 1822-4:2011 regarding flow rate, pressure drop and efficiency measurement.

The calculations regulations given by the Standard EN 1822-4:2011 are completely implemented into the test rig software.

The AFS150Win® software templates for the automated test procedures are in full compliance with the Standard EN 1822-4:2011.

The particle Counters Lighthouse Remote 1100 LD with the serial numbers 150606004, 150606005, 161206002 and 230106003 used for upstream and downstream measurement, which are essential for the efficiency measurement as well as for the detection of leakages, have been calibrated in August 2024.

Dr.-Ing. Claudia Jahn-Wolf, Managing Director
Dresden, the 28.08.2024

Topas GmbH
Technologie-orientierte
Partikel-, Analysen- und Sensortechnik
Gasanstaltstraße 47 · D-01237 Dresden
Telefon +49 (351) 21 66 43 - 0
Fax +49 (351) 21 66 43 55
E-Mail office@topas-gmbh.de
Internet www.topas-gmbh.de
TOPAS-GMBH.DE
PARTICLE UNDER CONTROL

6834

Prüfbericht gemäß EN 1822-4
Test report according to EN 1822-4
Rapport de test selon EN 1822-4

Filterdaten / Filter data / Fiches techniques

Artikel-Nummer / Part no. / Numéro du filtre	Bezeichnung / Filter type / Type du filtre	Serien-Nummer / Serial no. / Numéro de production	Prüf-Datum / Date of test / Date du test	Prüfer / Operator / Operateur
2602-000207	HL13ARK2PG-610-610-69	2602-000207-10-32	2026-03-17	BM

Filterabmessung (L x B x T) / Filter dimensions (L x W x D) / Dimensions du filtre (L x L x P)	Nennvolumenstrom / Nominal flow rate / Débit d'air nominal	Anfangsdruckdifferenz / Initial pressure drop / Perte de charge initiale	
610 x 610 x 69mm	600m³/h	122Pa	MAP13-610x610x69-10/2 2-48 157005M

Filterklasse / Filter class / Classe de filtration	Minimaler integraler Abscheidegrad / Minimum integral efficiency / Minimum efficacité intégrale	Minimaler lokaler Abscheidegrad / Minimum local efficiency / Minimum efficacité locale	Kommentar / Comment / Commentaire
HEPA H13	99.9500000%	99.7500000%	SCAN TEST

Prüfbedingungen / Test Conditions / Conditions de test

Prüfvolumenstrom / Test flow rate / Débit de test	Prüfaerosol / Test aerosol / Aerosol de test	Partikelgröße / Particle size / Taille de particule	Rohgaskonzentration / Upstream concentration / Concentration amont	Temperatur / Temperature / Température	Rel. Feuchte / Rel. Humidity / Humidité rel.
603m³/h	DEHS	0.10 - 1.00µm	1.51E+3#/cm³	21.0°C	36.3%

Prüfergebnisse / Test results / Résultats de test

Klassifizierung gemäß Testergebnis / Classification to test result / Classification selon résultat de test	Integraler Abscheidegrad / Integral efficiency / Valeur intégrale d'efficité	Minimaler Abscheidegrad / Minimum efficiency / Minimum valeur d'efficacité	Druckdifferenz / Pressure drop / Perte de charge
HEPA H14	99.9974961%	99.9974419%	122Pa

Maximum (Leaksignal) / Maximum (Leak signal) / Maximum (Signal du fuite)	Anzahl der gefundenen Leckstellen / Number of leaks detected / Nombre de fuites détectées	Lecktest gemäß EN 1822-4 / Leakage test to EN 1822-4 / Test de fuite selon EN 1822-4
1236 (336)	0	bestanden/passed/accepté

Id [#]	X [mm]	Y [mm]	Z [mm]	cU [#/cm³]	cD [#/cm³]	E [%]	P [%]	Class Local
1	564	414	150	1694.574	1.424	99.915969	0.084031	HEPA13

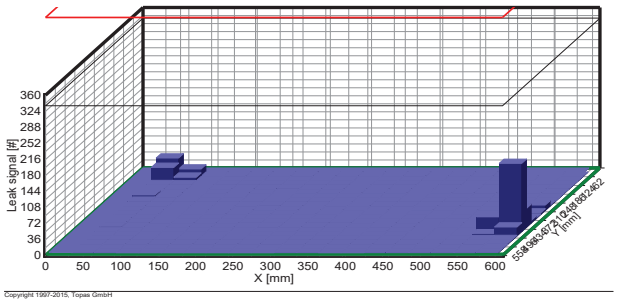

Copyright 1997-2015, Topas GmbH

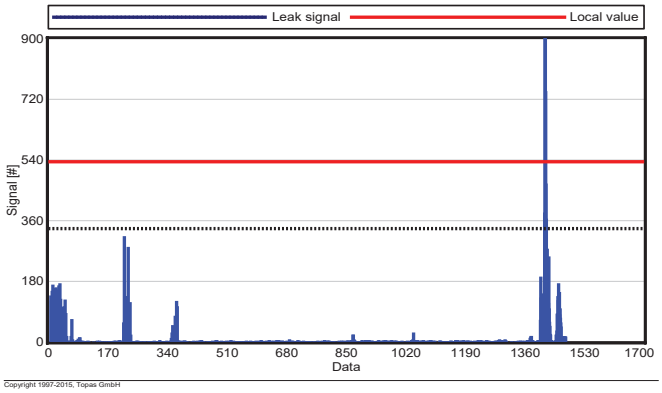

Copyright 1997-2015, Topas GmbH

Principles of Air Filtration

Five different collection mechanisms govern particulate air filter performance: straining, interception, diffusion, inertial separation, and electrostatic attraction. The first of these mechanisms applies mainly to mechanical filters and is influenced by particle size. The last involves an imparted charge to enhance performance.

Straining Effect

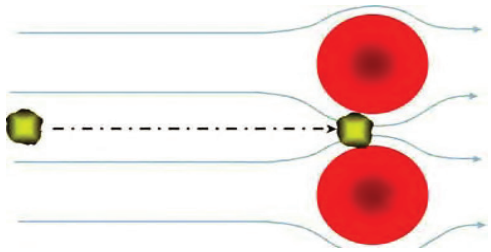

Straining occurs when the opening between the media members (fibers, screen mesh, corrugated metal, etc.) is smaller than the particle diameter of the particle the filter is designed to capture. This principle spans multiple forms, or filter designs, and is entirely related to the size of the particle, media spacing, and media density.

Interception Effect

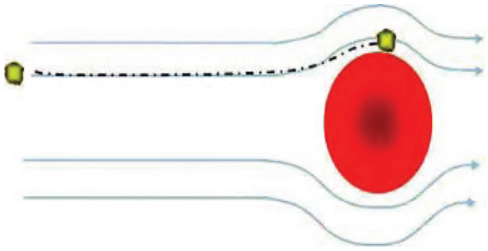

Interception occurs when a large particle, because of its size, collides with a fiber in the filter that the air stream is passing through.

Diffusion Effect

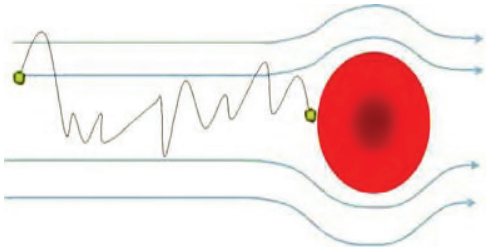

Diffusion occurs when the random (Brownian) motion of a particle causes that particle to contact a fiber. As a particle vacates an area within the media, by attraction and capture, it creates an area of lower concentration within the media to which another particle diffuses, only to be captured itself. To enhance the possibility of this attraction, filters employing this principle operate at low media velocities and/or high concentrations of microfine fibers, glass or otherwise.

The more time a particle has in the “capture zone”, the greater the surface area of the collection media (fibers), the greater the chances of capture. Filter manufacturers have two distinct methods of addressing this principle — employ more square footage of fine glass-mat type media or employ less square footage of high lofted glass media.

Inertia Effect

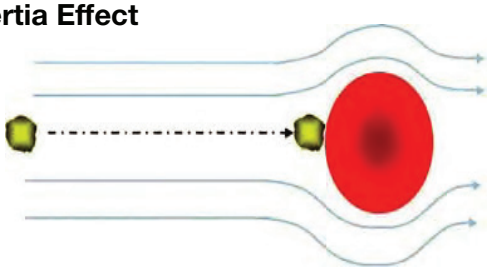

Inertial separation uses a rapid change in air direction and the principles of inertia to separate mass (particulate) from the air stream. Particles at a certain velocity tend to remain at that velocity and travel in a continuous direction. This principle is normally applied when there is a high concentration of course particulate, and in many cases as prefiltration mode to higher efficiency final filters.

Electrostatic Effect

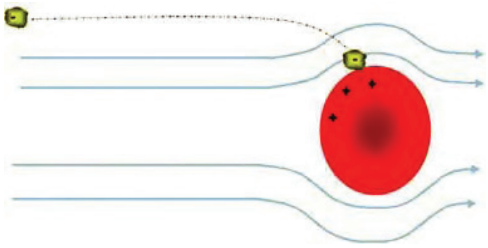

Electrostatic attraction plays a minor role in mechanical filtration. After fiber contact is made, smaller particles are retained on the fibers by a weak electrostatic force. The force may be created through a manufacturing process, or be dependent upon airflow across media fibers. The force is eradicated as media fibers collect contaminant that acts as an insulator to a charge.

Impaction and interception are the dominant collection mechanisms for particles greater than 0.2 µm, and diffusion is dominant for particles less than 0.2 µm.

Principles of Air Filtration

The following chart notes the four mechanical particle capture effect principles and their value to relative particle sizes.

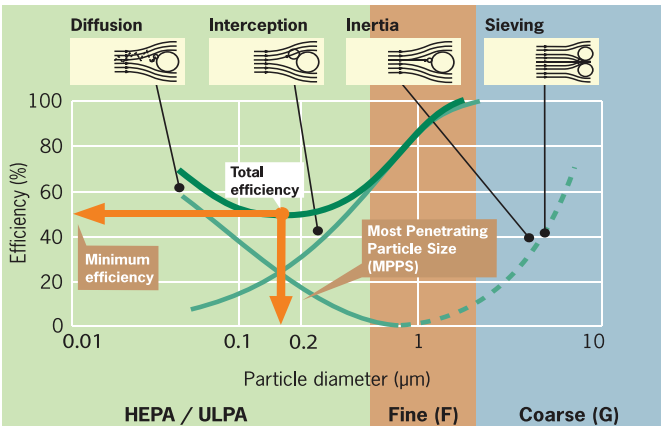

As mechanical filters load with particles over time, their collection efficiency and pressure drop typically increase. Eventually, the increased pressure drop significantly inhibits airflow, and the filters must be replaced. For this reason, pressure drop across mechanical filters is often monitored because it indicates when to replace filters.

Conversely, electrostatic filters, which are composed of polarized fibers, may lose their collection efficiency over time or when exposed to certain chemicals, aerosols, or high, relative humidity. Pressure drop in an electrostatic filter generally increases at a slower rate than it does in a mechanical filter of similar efficiency.

Thus, unlike the mechanical filter, pressure drop for the electrostatic filter is a poor indicator of the need to change filters. When selecting an HVAC filter, you should keep these differences between mechanical and electrostatic filters in mind because they will have an impact on your filter's performance (collection efficiency over time), as well as on maintenance requirements (change-out schedules).



The above photo shows coarse fiber/electret media magnified 400 times. Coarse/electret fibers, because of their large size, are easier and less expensive to produce. Their primary effect of particle capture requires a charge imparted on the fiber during the manufacturing process. As the charge dissipates because of particulate loading, so does the efficiency of the filter. This is a critical condition, as 98% of all particles are under 1 micron in size — the range where these types of filters suffer critical loss of efficiency.



The above photo shows fine fiber media magnified 400 times. Fine fiber media operates under a mechanical removal principle, and fibers do not lose efficiency over time. Their initial efficiency is indistinguishable from their actual efficiency over life, providing the user with the particle removal performance they have specified.

Product Performance Barometers

HEPA/ULPA Cleanroom Filter Testing

Filter Classifications

Quite a few inaccuracies and erroneous 'jargon" are commonplace in the high efficiency filtration industry. One of the key issues pertains to nomenclature (i.e., HEPA, ULPA, VLSI, SULPA, etc.). This issue involves misconceptions regarding a filter's efficiency and the relationship to particle size.

CEN, the Comite European de Normalization, has developed a Standard, EN 1822:2009, based on particle counting at the Most Penetrating Particle Size {MPPS). This European Standard applies to High Efficiency Particulate Air (HEPA) and Ultra Low Penetration Air (ULPA) filters used in the field of ventilation and for technical processes (e.g., for clean room technology or applications in the nuclear and pharmaceutical industries).

Key definitions from this Standard include:

Penetration - the ratio of the particle count downstream of the filter to the particle count upstream.

Efficiency - the ratio of the number of particles captured by the filter to the number of particles challenging the filter.

Overall Efficiency/Penetration - the efficiency/penetration averaged over the "superficial/useable" face area of a filter element under given operating conditions of the filter.

Superficial/ Useable Face Area - the cross-sectional area of the filter element, through which the air passes.

Local Efficiency/Penetration - the efficiency/penetration at a specific point on the superficial/useable face area of the filter element under given operating conditions of the filter.

Leak Threshold - local penetration greater than or equal to five (5) times the filter's overall penetration.

Filter Class	Overall Value % Efficiency	Overall Value % Penetration	Local Value % Efficiency	Local Value % Penetration
E 10	85	15		
E 11	95	5		
E 12	99.5	0.5		
H 13	99.95	0.05	99.75	0.25
H 14	99.995	0.005	99.975	0.025
U 15	99.9995	0.0005	99.9975	0.00025
U 16	99.99995	0.00005	99.999975	0.000025
U 17	99.999995	0.000005	99.9999	0.00001

This Standard allows a classification of filters in terms of efficiency and is, therefore, useful for both buyer and seller.

Basic Test Protocols

Leak Scanning

MGT leak tests each Mega-AP Panel HEPA/ ULPA filter. Testing is performed in clean zones within a cleanroom. All testing is conducted per the controlled and documented procedures of ISO 9001 certified quality system.

To enhance upstream sampling capability, leak-scanning systems are equipped with dilution equipment for measuring high particle concentrations. Probe geometry has been optimized to maximize traverse rate and eliminate undetected leaks while maintaining isokinetic sampling. The entire face of the filter is scanned with overlapping strokes, including the media to frame interface. DEHS is standard liquid challenge aerosol. By request we can also test with the solid aerosol Polystyrene Latex Spheres (PSL).

Any leak with a penetration exceeding five (5) times the filter's average rated penetration, is repaired per industry standards or customer specifications. Polyurethane and other repair materials are available upon request.

Menu-driven, computer controlled auto-scanning is utilized for standard filter configurations. Manual scanning is performed for small quantity, custom filter designs/sizes and leak repair.

Filter Efficiency Testing

Manual Scan: computer integrated system gathers efficiency information from a fully encapsulated filter. The system features simultaneous upstream and downstream data collection. If the efficiency is lower than specified, the filter is rejected.

Auto-Scan: The discrete data points generated during the scan test are integrated to calculate the test filters global efficiency. If the efficiency is lower than specified, the filter is rejected.

Filter Pressure Drop Testing

Manual Scan: During the test, the system continuously monitors and collects filter pressure drop data. If the pressure drop is higher than specified, the filter is rejected.

Particle Counter Scanning: If a particle count is detected, the operator checks the area for continuous counts. If continuous counts in excess of the specified leakage threshold are detected, the leak is repaired.



Auto-Scan Testing

Auto-Scanning Protocol

MGT Auto-Scanners have been designed to detect pinhole leaks in HEPA/ULPA filters. The test apparatus is an automated, computercontrolled system, utilizing multiple particle counters for accuracy.

DEHS is the standard challenge aerosol. To further enhance system sensitivity, MGT uses advanced dilution equipment for measuring high upstream particle concentrations. The automated system eliminates the possibility of incorrect test results that can result from human error. The computer interface controls filter airflow rate, test aerosol injection, particle counting upstream and downstream of the test filter, probe traverse rate, data reduction and data storage.

PSL solid aerosols are used when outgassing of oil based aerosols is a concern, expecially for microelectronic applications. PSL tested filters are available within the FabSafe product range.



Standards, Regulations and Recommendations

Filter	Filter class	MPPS integral values: Minimum efficiency (%)	Maximum penetration (%)	Minimum P.C.	MPPS local values: Minimum efficiency (%)	Maximum penetration (%)	Minimum P.C.
ULPA (U)	U15	99.9995	0.0005	200,000	99.9975	0.0025	40,000
	U16	99.99995	0.00005	2.000,000	99.99975	0.00025	400,000
	U17	99.999995	0.000005	20,000,00	99.9999	0.0001	1.000,000

EPA : Efficiency Particulate Air (filter)
HEPA : High Efficiency Particulate Air (filter)
ULPA : Ultra Low Penetration Air (filter)
P.C. : Purification Coefficient

Classification as per Eurovent 4/4 recommendation, NaCl method

EUROVENT 4/4 Filter class	Initial efficiency Ei (%) Limits of filter classes	Penetration Pi (%)
EU 10	95 ≤ Ei < 99.9	5 ≥ Pi > 0.1
EU 11	99.9 ≤ Ei < 99.97	0.1 ≥ Pi > 0.03
EU 12	99.97 ≤ Ei < 99.99	0.03 ≥ Pi > 0.01
EU 13	99.99 ≤ Ei < 99.999	0.01 ≥ Pi > 0.001
EU 14	99.999 ≤ Ei	0.001 ≥ Pi

Clean rooms

Classification of different air qualities required for manufacture of sterile products

	Maximum number of particles per m³ of a size greater than or equal to: 0.5 µm (inactive (b))	5 µm (inactive (b))	0.5 µm (active)	5 µm (active)	Max. nbr: of µorganisms per m³ (active)
A	3.500	0	3.500	0	< 1
B	3.500	0	350,000	2.000	10
C	350,000	2.000	3.500,000	20,000	100
D	3.500,000	20,000	not defined (c)	not defined (c)	200

Pharmaceutical industry

Pharmaceutical industry

Guide to good Manufacturing Practice (2002)
(b) Corresponds approximately to the US Federal Standard 209 E and ISO as follows: classes A and B to class 100. M 3.5. ISO 5; class C to class 10,000. M 5.5. ISO 7; class D to class 100.000. M 6.5 ISO 8.

Comparison of international classification standards

Nbr of part 0.5 µm/ m³ (approx.)	US Fed. Std 209 E 1992		EN ISO 14644-1 1996	France AFNOR NF X 44.101 1981	European Union Pharma industry Guide GMP 1989	Nbr of part 0.1 µm/ m³ (approx.)
-	-	-	ISO 1	-	-	10
1	-	-	-	-	-	35
4	-	-	ISO 2	-	-	100
10	M1	-	-	-	-	350
35	M 1.5	1	ISO 3	-	-	1,000
100	M2	-	-	-	-	3,500
353	M 2.5	10	ISO 4	-	-	10,000
1,000	M3	-	-	-	-	35,000
3,530	M 3.5	100	ISO 5	4,000	A and B	100,000
10,000	M4	-	-	-	-	350,000
35,300	M 4.5	1.000	ISO 6	-	-	1.000,000
100,000	M5	-	-	-	-	-
353,000	M 5.5	10,000	ISO 7	400,000	C	-
1.000,000	M6	-	-	-	-	-
3.530,000	M 6.5	100,000	ISO 8	4.000,000	D	-
10,000,000	M7	-	-	-	-	-
35.000,000	-	-	ISO 9	-	-	-

Permissible particle levels in different classes of clean rooms and clean zones

ISO classification CD 14644-1 (1996)	Maximum permissible concentrations (particles/m³ of air) of particles of a size greater than or equal to the size shown below: 0.1 µm	0.2 µm	0.3 µm	0.5 µm	1 µm	5 µm
ISO 1	10	2	-	-	-	-
ISO 2	100	24	10	4	x	-
ISO 3	1,000	237	102	35	8	-
ISO 4	10,000	2,370	1,020	352	83	-
ISO 5	100,000	23,700	10,200	3,520	832	29
ISO 6	1.000,000	237,000	102,000	35,200	8,320	293
ISO 7	-	-	-	352,000	83,200	2,930
ISO 8	-	-	-	3.520,000	832,000	29,300
ISO 9	-	-	-	35.200,000	8.320,000	293,000

US Fed Std 209 E (1992)

Class Name: S1	English	Class Limits: 0.1 µm Volume Units m³	0.2 µm Volume Units m³	0.3 µm Volume Units m³	0.5 µm Volume Units m³	5 µm Volume Units m³
M 1	-	350	75.7	30.9	10.0	-
M 1.5	1	1,240	265	106	35.3	-
M 2	-	3,500	757	309	100	-
M 2.5	10	12,400	2,650	1,060	353	-
M 3	-	35,000	7,570	3,090	1,000	-
M 3.5	100	-	26,500	10,600	3,530	-
M 4	-	-	75,700	30,900	10,000	-
M 4.5	1000	-	-	-	35,300	247
M 5	-	-	-	-	100,000	618

particles / m^3 = 10M(0.5/d)2 . 2
particles / ft^3 = Nc(0.5/d)2 . 2

Standards, Regulations and Recommendations

Class Name		Class Limits 0.1 µm Volume Units	0.2 µm Volume Units	0.3 µm Volume Units	0.5 µm Volume Units	5 µm Volume Units
S1	English	m^3	m^3	m^3	m^3	m^3
M 5.5	10,000	-	-	-	353,000	2,470
M 6	-	-	-	-	1.000,000	6,180
M 6.5	100,000	-	-	-	3.530,000	24,700
M 7	-	-	-	-	10,000,000	61,800

particles / m^3 = 10M(0.5/d)2 . 2

particles / ft^3 = Nc(0.5/d)2 . 2

Air-conditioning/ Comfort

Air quality of premises with non specific pollution

	Regulatory aspect	Recommendations
	Labour code / Circular of application of decrees 84/ 1093-1094 dated 7/12/1984	UNICLIMA Air-conditioning & Health guide (1993)
Fresh air	Labour code Art. R235.2.6 Minimum arrestance efficiency 90% (G4 according to EN779:2012)	Air-conditioning system inlet: 85% opacimetric (F7 according to EN779:2012) Air-conditioning system outlet: 90% opacimetric (F8 according to EN779:2012)
air	Labour code Art. R232.5.4 Minimum opacimetric efficiency 50% (F5 according to EN779:2012)	85% opacimetric (F7 according to EN779:2012)

FILTER ENGINEERING - Calculations

An air filter's efficiency is expressed in 3 forms:

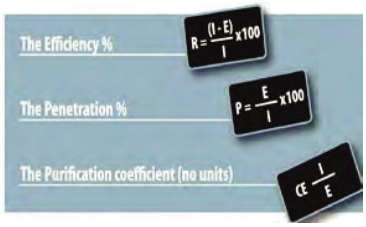

Clearly the purification

Clearly the purification coefficient is the most representative expression for high levels of filtration. E.g.:

Efficiency 99.995 % : CE of 20,000
Efficiency 99.9998% : CE of 500 000

The second filter is 25 times more efficient than the first.

Note : I = particle concentration upstream
E = particle concentration downstream

Conversion table (%)

Efficiency	Penetration	Purification Coefficient	Efficiency	Penetration	Purification Coefficient
95	5	20	99.99	0.01	10,000
99	1	100	99.995	0.005	20,000
99.5	0.5	200	99.999	0.001	100,000
99.9	0.1	1.000	99.9995	0.0005	200,000
99.95	0.05	2.000	99.9999	0.0001	1.000,000
99.97	0.03	3 333	99.99995	0.00005	2.000,000
99.98	0.02	5 000	99.99999	0.00001	10.000.000

Comparative efficiencies

		on 1 µm E	P	PC	on 0.5 µm E	P	PC
90%	ARRESTANCE	10%	90%	1.1	5%	95%	1.05
50%	EFFICIENCY	30%	70%	1.4	10%	90%	1.1
65%	EFFICIENCY	45%	55%	1.8	25%	75%	1.3
85%	EFFICIENCY	85%	15%	6.6	70%	30%	3.3
95%	EFFICIENCY	95%	5%	20	90%	10%	10
95%	0.3 µm	≥ 98%	< 2%	≥100	≥98%	<2%	≥ 50

E = Efficiency, P = Penetration, PC = Purification Coefficient

Operating life

An air filter's operating life is not directly proportional to its useful filtering surface. It is much better to opt for a model comprising 50% additional surface. This increases its operating life by 100%, not 50%!

Actual case study

Filter model	Effective filtering surface	Initial pressure drop at 3 600m^3/ h	Operating life*
Hi-Flo 3P 85	6.5 m^2	120 Pa	3.500 hours
Hi-Flo 3M 85	9.4 m^2	100 Pa	6.500 hours
Gain	3 m^2	20 Pa	3.000 hours
Outcome	+ 46% in surface (x 1.5)**	- 17% in energy	+ 86% in operating life (x 1.9)**

* Determined using the Camffil calculation charts in the Hi-Flo brochure, for an average town environment

** Factor of increase

Standards, Regulations and Recommendations

Energy costs

Energy consumed by an air filter due to its pressure drop:

$$E = \frac{q \times dP \times h}{e_f \times 1000} = kWh$$

q = flow rate (m^3/s)
dP = pressure drop (Pa)
h = operating period (hours)
e1 = fan efficiency (generally 0.6 to 0.7)

Conversions

Speed			
1 m/s = 3.6 km/h	1 km/h = 0.278 m/s	1 ft/min = 0.00508m/s	1 m/s = 196.85 ft/min
Length			
1 mile = 1.609 km	1 km = 0.621 mile	1 yd = 0.914 m	1 m = 1.09 yd
1 ft = 0.305 m	1 m = 3.28 ft	1 in = 25.4 mm	1 mm = 0.039 in
1 mm = 1.000 µm	1 µm = 0.001 mm	1 µm = 1.000 nm	1 nm = 0.001 µm
1 µm = 10,000 Å	1 Å = 0.0001 µm		
Surface			
1 ft² = 0.0929 m²	1 m² = 10.8 ft²	1 in² = 6.45 cm²	1 cm² = 0.155 in²
Volume			
1 ft³ = 0.0283 m³	1 m³ = 35.3 ft³	1 ft³ = 28.3 litres	
Flow rate			
1 cfm = 0.472.10 -3 m³/s		1 m³/s = 3 600 m³/h	1 m³/h = 0.278.10 -3 m³/s
1 cfm = 1.699 m³/h		1 m³/s = 2 120 cfm	
Weight			
1 lb = 0.454 kg	1 kg = 2.20 lb	1 oz = 28.3 g	1 g = 0.0352 oz
Force			
1 kgf = 9.80665 N	1 N = 0.102 kgf	1 lbf = 4.45 N	1 N = 0.225 lbf
Pressure			
1 mmCE = 9.81 Pa	1 Pa = 0.102 mmCE	1 kPa = pz	1 kPa = 10.2 g/cm²
1 kg/cm² = 0.980665 bar	1 bar = 1.02 kg/cm²	1 kg/m² = 98.0665 kPa	1 kPa = 0.00987 atm
1 psi = 6.89 kPa	1 bar = 101325 Pa	1 atm = 101.325 kPa	1 mb = 100 Pa
1 mmCE = 1kg/m²	1 kPa = 0.145 psi	1 Pa = 1 N/m²	1 in w.g. = 250 Pa
Energy			
1 kgm = 9.80665 J	1 J = 0.102 kgm	1 cal = 4.184 J	1 J = 0.239 cal
1 kWh = 3.6 MJ	1 MJ = 0.278 kWh	1 Btu = 1.055 kJ	1 J = 0.945.10-3 Btu
Power			
1 CV = 0.736	1 kW = 1.36 CV	1 kcal/h = 1.16 W	1 W = 0.860 kcal/h
1 Btu/h = 0.292 W	1 W = 3.42 Btu/h		

Temperature: conversion formulae	
0 °C = 32 °F	0 °F = -17.8 °C
0 °F = (9/5) x °C	+32 °C = (5/9) x °F - 17.8

Temperature: conversion table							
°F	°C	°F	°C	°F	°C	°F	°C
0	-17,8	30	-1,1	50	10,0	80	26,7
10	-12,2	32	0	60	15,6	90	32,2
20	-6,7	40	4,4	70	21,1	100	37,8

Energy

Energy	
1 kcal/kg = 4.19.103 J/kg	1 J/kg = 0.239.10-3 kcal/kg

Heat transmission	
1 kcal/h.m².°C = 1.16 W/(m².°C)	1 W/(m².°C) = 0.86 kcal/h.m².°C
1 Btu/(h.ft².°F) = 5.64 W/(m².°C)	1 W/(m².°C) = 0.177 Btu/(h.ft².°F)

Standards, Regulations and Recommendations

FILTER ENGINEERING - Theory

MPPS

Minimum efficiency of air filters

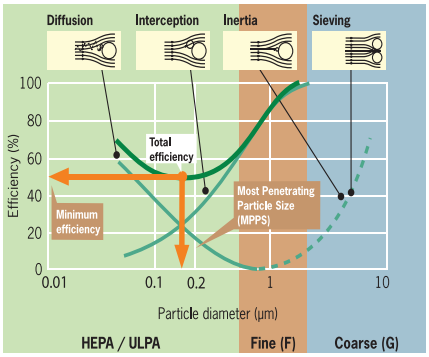

The overall efficiency of an air filter is the result of a particle sizes combination of 4 basic filtration mechanisms (sieving, inertia, interception and diffusion), so that the efficiency curve of an air filter adopts a characteristic V shape showing a minimum level of efficiency. This minimum efficiency corresponds to a called MPPS (Most Penetrating Particle Size). In other words, the MPPS is the particle size that is the most difficult to stop. The MPPS is situated between 0.1 and 0.2 µm depending on the filter type, and the speed of air flow through the filtering media.

EFFICIENCY TESTS (Not all the tests are equivalent)

MPPS (Most Penetrating Particle Size)

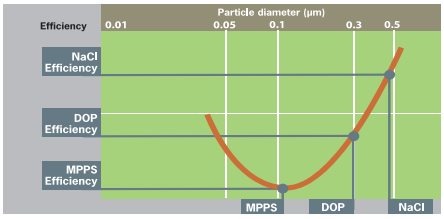

The NaCl test (EUROVENT 4/4)

The NaCl test (EUROVENT 4/4) is less demanding than the DOP test, which in turn is less demanding than the MPPS test.

Whitby diagram

Distribution of particles in atmospheric air

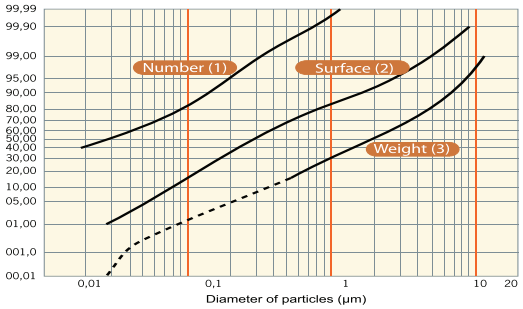

Diagram of Whitby: This diagram shows that more than 99.90% of airborne particles are less than or equal to 1 µm in size. Therefore, the essential part of air filtration's activity takes place in the invisible domain (human ocular partition power: 30 µm).

Diagram of particle sizes

Particle sizes

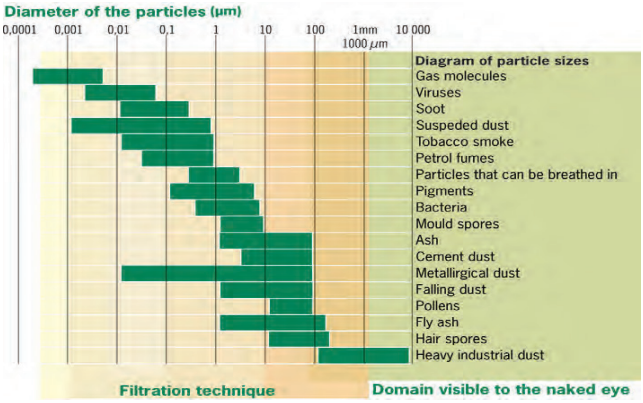

Filter Industry Definitions

µm	Micrometer or micron, one-millionth of a meter.
ACFM - Actual Cubic Feet Per Minute	This is a measure of airflow referenced to the current density of the gas. The mass flow rate of the air equals the ACFM multiplied by the air density
Adsorption	Activated carbon is a porous, sponge-like substance which is capable of collecting and retaining many odor-bearing gas/vapor phase chemical compounds. The surface area of activated carbon is very large and consists of one surface layer and a submicroscopic pore structure. This pore structure is also known as the macropore and micropore wall surfaces. Molecules and atoms from the surrounding atmosphere are attracted and collected on these surfaces. The manufacture of an activated carbon is achieved by burning these submicroscopic holes into the carbon structure at 1000° C.
Aerosols	Solid and liquid airborne particles, typically ranging in size from 0.001 to 100 um.
Approach Velocity	The actual velocity of the air as it approaches the filtration bank. Approach velocity can be determined by dividing the cfm of a system by the area of the filter bank opening. A 20,000 cfm system with a filter bank opening 10 feet high, by 10 feet wide an area of 100 sq. ft.) would have an approach velocity of 200 feet per minute. 20,000 cfm = 200 fpm x 100 sq.ft.
Arrestance	Gravimetric efficiency on an ASHRAE test dust that provides a value for a filter's ability to capture contaminant by weight. Has value when considered for filters in the MERV 1- 4 range of ASHRAE Standard 52.2-2007.
Atmospheric Air Contaminants	Atmospheric air can be very dirty with concentrations of up to 10,000,000 particles per cubic foot, and rural areas are only about 50% better than industrialized cities. This equals 1 ton of settled contaminant per cubic mile, or 500 tons per square mile per year.
Bioaerosols	An airborne suspension of particles of biological origin.
Breakthrough Concentration	Saturation point of downstream contaminant buildup, which prevents the collection ability of a sorbent to protect against gases and vapors.
Brownian Motion or Movement	As particle sizes decrease below 0.3 micron, their movement in the air stream, both direction and velocity, are influenced more by collisions with the molecules that make up the fluid or air in which they are captive. These particles do not follow the trained arrows of the designers' drawings, but instead, move in an unpredictable, random direction, battered back and forth, in a vain attempt to follow the air stream itself. It is easy to imagine how a particle of sub-micron size can stay in suspension in a particular space indefinitely.
Bypass (Filter Bypass)	A reference to the unfiltered air going around the filter because it has not been properly sealed in place.
Capacity	The volume of air (cfm) which can be delivered through a filter unit.
Celsius (Centigrade)	A thermometric scale in which the freezing point of water is 0° and its boiling point is 100° at normal atmospheric pressure (14.696 PSI)
cfm (cubic teet per minute)	A measure of the volume of air being used in a system. An air handling system rated at 20,000 CFM would have a volume of air equal to 20,000 cubic feet entering the plenum every minute. CFM = FPM x Sq. Area.
Change of State	Change from one phase, such as solid, liquid, or gas, to another.
Chemisorption	Removal of gases from the airstream by the chemical reaction of the gas with an impregnant on the surface of, or distribute throughout the absorbant or carrier.
Chimney-Effect	The tendency of heated air to rise, due to lower density, in comparison with ambient, also called thermal updrafts. In clean room area, heat generating equipment may cause severe upward air currents, resulting in unwanted turbulence.
Cleanroom	A specially constructed, enclosed area environmentally controlled with respect to airborne particulate, temperature, humidity, air pressure, airflow patterns, air motion and lighting.
Clean Space	A term referring to cleanrooms or workstations within a room.
Collection Efficiency	Fraction of entering particles that are retained by the filter (based on particle count or mass).
Contaminants	Airborne dirt, dust, spores, viruses, bacteria, and allergens, which are sometimes referred to as aerosols. They may also be molecular in size and are then referred to as gaseous contaminants.
Conventional Flow- (Non Laminar Flow) Clean room	A cleanroom with no requirements for uniform airflow patterns and air velocities.
Critical Surface	The surface in a cleanroom or workstation to be protected from particulate contamination.
Damper, Multiple Louver	A damper having a number of adjustable blades.
Δp - (Delta P)	A Greek symbol designating the difference in total air pressure between two points. Generally measured at the inlet and outlet of a filter. Normally measured in inches water gauge (in W.G.).
Depth Loading	Filtration accomplished by a progressively denser, deep medium designed to allow finer particles to penetrate further into the medium, while larger particulates are lodged closer to the surface. Progressive density medium has superior dust holding capability
Diffuser	An air distribution outlet specifically designed to mix conditioned air with room air by induction. Mixing is accomplished by venturi action as the high velocity air stream leaving the diffuser aspirates ambient air toward the device.
Diffusion	A method of filtration that is effective on particles 0.1 micron and smaller. Their direction and velocity are influenced by molecular collisions (called "Brownian movement"). Particles of size do not follow the air stream but behave more like gases than particulate. Their dwell time in the media is longer, as they are battered across the direction of flow in a random "helter Skelter" fashion. When a particle strikes a fiber, it is retained by the inherent adhesive forces between the particle and fiber (van der Waals forces).
Disposable	Refers to an expendable component or assembly which is discarded and replaced with a new unit when completely loaded.
D.O.P. (Dioctyl Phthalate)	An oil-like plasticizer which is readily atomized to form the 0.3 micron test aerosol used in overall penetration and scan tests of HEPA filters (extinct test).
Downstream	That portion of the system located after the filter. Also, the leaving air or the clean air side of a filter.
Dry Laid Media	Media fibers assembled in a media blanket, 1/8" to 3/8" thick.
Dust Holding Capacity	The total weight of ASHRAE test dust a filter can hold before reaching a given final resistance. The amount will vary depending on the size and design of the filter and airflow rate. Reported in grams, or grams per square foot. May provide a relative measure of filter service life in low efficiency filters.
Efficiency	In general terms, efficiency is the degree to which a filter will perform in removing solids. Specifically, it refers to any of three filter tests: ASHRAE 52-92 Arrestance, ASHRAE 52-92 Atmospheric Dust Spot, or DOP Penetration.

Filter Industry Definitions

Electret	Filter media to which an electrostatic charge is applied during its formation.
Electrostatic Filter	A filter that uses electrostatically enhanced fibers to attract and retain particles, usually decreases in efficiency over time.
Electrostatic Precipitation	A method of filtration that imparts a positive charge to airborne particulate matter and collects the particles on negatively charged collection plates.
E.T.L.	An independent testing laboratory for various types of air filters and equipment, now known as Intertek Testing.
Exfiltration	Air flow outward through a wall, leak membrane, etc
Exhauster	A fan used to withdraw air under suction.
Extended Surface Filter	A category of filter that is designed with pleats or pockets to increase the amount of media exposed to the air stream within a given face dimension. Greater filter surface area reduces media velocity and increases efficiency, and dust holding capacity.
Fan	An air-moving device comprising a wheel or blade, and housing or orifice plate.
Fan, Centrifugal	A fan rotor, or wheel, within a scroll-type housing. It may be either belt drive or have a direct motor connection.
Fan Coil	A terminal unit consisting of a finned tube coil and a fan in a single enclosure
Fan Laws	Equations used to calculate fan flow, pressure, and power at different fan speeds, different air temperatures, and different air pressures.
Fan, Propeller	A propeller, or disc-type wheel, within a mounting ring or plate. It includes the driving mechanism supports for either belt drive or direct connection.
Fan, Tubeaxial	Propeller, or disc-type wheel, within a cylinder. It includes the driving mechanism supports for either belt drive or direct connection for moving air.
Face Area	The area of an air filter or other air treatment device normal to the flow of air through it.
Face Loading	The phenomenon by which contaminants in the air load up on the surface of the filter media, causing an abnormal rise in resistance.
Fan, Vaneaxial	A disc-type wheel within a cylinder, a set of air guide vanes located either before or after the wheel. It includes driving mechanism supports for either belt drive or direct connection.
Fiber Break-Off	Particles of the media fiber breaking off and entering the air stream, thereby becoming contaminants.
Fiberglass	A term used to describe filter medias made with coarse or fine glass fibers.
Filter Bypass	Airflow around a filter or through an unintended path.
Filter Face Velocity	Air stream velocity just prior to entering the filter.
Final Filters	The last and most effective filter in a multi-stage progressive filtration system.
Final Resistance	The maximum recommended pressure drop across a filter. Used as an indicator as to when a filter should be changed. Expressed in "inches w.g.", may or may not be synonymous with final pressure drop.
Filter	A term generally applied to a filter used to remove airborne particulate from the air. A filter may be one of many types, such as panel, automatic self-renewable, extended surface, HEPA, or electrostatic. The term "filter" is sometimes erroneously used to describe a media used inside the device.
Filter Media	Material that makes up the filter element. Glass, cotton, synthetic or cellulose fibers are examples of filter media types.
fpm (feet per minute)	The speed (velocity) of the air at a given point in the air handling system. fpm = cfm - Area.
Fresh Air	Outdoor air introduced into a system.
Gas	Formless fluids which tend to occupy an entire space uniformly at ordinary temperatures.
Gas-Phase Filter	Composed of sorbent medium, e.g., natural zeolite, alumina-activated carbon, specialty carbons, synthetic zeolite, polymers.
Gel Seal	In cleanroom panels, the two compound silicone-sealing material in the downstream casing sides of knife-edge modules to effect a seal. Can be any color, but blue is the most popular.
HEPA	"High Efficiency Particulate Air" capable of removing a minimum of 99.97% of 0.3 micron DOP smoke particles from a test concentration of 80 micrograms per liter.
High Efficiency	Normally considered MERV 9 to MERV 15 (ASHRAE 52.2-2007).
Humidity	Water vapor within a given space
Humidity, Relative	The ratio of the mole fraction of water vapor present in the air to the mole fraction of water vapor present in saturated air, at the same temperature and barometric pressure. Approximately, it equals the ratio of the partial pressure or density of the water vapor in the air to the saturation pressure or density, respectively, of water vapor at the same temperature.
Impingement	A method of filtration, effective on particles, with sufficient inertia to cause them to leave the air stream and collide with a fiber. Often referred to as viscous impingement, where fibers are coated with an adhesive.
Inch of Water	A unit pressure equal to the pressure exerted by a column of 1" high liquid water.
Inches - W.g.	Abbreviation for "inches - water column gauge". Method of reporting filter resistance (or pressure drop of a filter).
Infiltration	Air flowing inward through a wall, leak, etc.
Initial Resistance	Differential pressure across a clean filter. Expressed in inches W.G. Synonymous with initial pressure drop.
Interception	A special case of the impingement method of filtration that does not depend on the inertia of particles to bring them in contact with a fiber. Interception occurs when a particle follows the air stream, but touches a fiber as it attempts to flow around it. The particle is held by the inherent adhesive forces between the particle and fiber (van der Waals force)
Interstices	The points where two microfibers in filter media intersect.
Knife-Edge Seal	A narrow point where the peripheral sealing surface of a filter or filter frame provides a seal compression of a sharp edge into a gel.
Laminar Airflow	Airflow in parallel uniform lines, with uniform velocity and minimum eddies.
Laminar Flow Cleanroom	A cleanroom where a requirement for laminar airflow is usually 20 FPM.
Life Expectancy	The service life of changeout interval of a filter cartridge. Even with known dust holding capacity, the useful life will vary according to type and size of contaminants and particle distribution entering the filter on makeup air or 100% outside air systems.

Filter Industry Definitions

Life-Cycle Cost	Sum of all filter costs from initial investment to disposal and replacement, including energy and maintenance costs.
Loft	Thickness and surface irregularity of filter media.
Low Efficiency	Considered MERV 1 to MERV 5 (ASHRAE 52 2-2007). Examples: Coarse fiberglass media, layered metal screens, standard polyester, roll filters.
Makeup Air	Outside air introduced to the HVAC system for ventilation, pressurization, or to replace exhausted air quantities.
Mass Transfer Zone	Adsorbent bed depth required to reduce the chemical vapor challenge to the breakthrough concentration.
Maximum Allowable Resistance	Published final pressure drop by manufacturer.
Maximum Differential Pressure	The maximum pressure differential which a filter is required to withstand without structural failure or collapse.
Media	Plural of medium. Materials of which elements are made.
Media Velocity	Speed of air flowing perpendicular to media. Divide total cfm by total media area.
Medium	The porous material through which air is passed to remove particulates. Generally made of fiberglass, synthetic fibers or cellulose. Usually confined within a frame or cell sides, the assembly is referred to as a filter or filter cartridge.
MERV	Minimum Efficiency Reporting Value, a single number that designates an efficiency level when an HVAC level filter is tested using the practice defined in ASHRAE Standard 52.2, *Method of Testing General Ventilation Air-Cleaning Devices for Removal Efficiency by Particle Size*. Values are MERV 1 through MERV 16. Filters higher than MERV 16 are HEPA filters and are evaluated through a practice prescribed by IEST.
MERV-A	A value, noted as MERV-A, that denotes an air filter's efficiency after an optional conditioning step, prescribed in Appendix J of ASHRAE 52.2. The step simulated how a filter may perform over its life within a system by simulating natural filter loading. A properly performing filter should have a MERV-A equivalent to its rated MERV.
Micron Or Micrometer Symbol - µ	A unit of length in the metric system equal to one millionth of a meter (0.000039 inches). Commonly used as a measure of particle size or fiber size in filter media. The naked eye can see a particle approximately 10 microns or larger.
Migration	The process by which the adhesive or oily substance releases itself from the media fibers, enters the air stream, and becomes a contaminant. Migration may cause clogged coils and dirty ducts as the oil collects in the system, often called entrainment.
Net Effective Media Area	The amount of media area in a filter that is exposed to airflow and usable for collecting airborne contaminants. Opposite of blind spots or dead area. Synonymous with net effective filtering area.
Non-Laminar	As applied to cleanroom airflow, this is less desirable than laminar flow because the air supply is introduced at random, causing turbulence and induction, which stir the airborne dust particles, keeping them in suspension.
Non-Supported Media	Filters in which the points are extended and supported in the air stream only by the airflow, with no separate media support.
Off-Gassing	Any toxic gas released by a product during operation or combustion.
Packing Density	Ratio of fiber volume to total filter volume.
Panel Filter	A low efficiency filter consisting of a flat sheet of media that is usually contained within a cardboard frame. An alternate design has an internal wire frame, normally made with fiberglass or synthetic media from 1/2 to 2 inches thick. Generally called throw-a-ways.
Particle Count	In a cleanroom, the quantities of airborne particulate at work levels are monitored periodically during operation. Particle populations per cubic foot are simultaneously recorded for 0.5 micron and larger sizes. The better particle counters will ingest one cubic foot per minute and record the results. Systematic particle counts are an important tool in maintaining any quality cleanroom.
Particle Size Efficiency	Descriptive value of filter performance, loading based upon specific particle sizes.
Particle Sizes of Contaminants	Average airborne atmospheric dust is approximately 1 - 10 microns; heavy atmospheric dust, such as fly ash, is 10-100 microns. One micron = 1/25,000 inch. A human hair is approximately 75-150 microns.
Particle Distribution of Atmospheric Air	98% of all particles are smaller than 10 microns (invisible to the human eye) when evaluating by count, and 94% of the total particles, by weight, are 10 microns and smaller. The majority of all particulate matter in a standard sample of atmospheric air, whether by weight or by count, are smaller than the eye can see, and are not trapped by low efficiency filters.
Penetration	The leak rate through the filter, penetration is expressed as a percentage based upon a specific particle size. % penetration is the reciprocal of % efficiency. HEPA filters, for example, have a 0.03% maximum penetration on 0.3-micron particles.
Phosphorous Free	Urethane sealant free of phosphorous components.
Physicochemical Properties	Physical and chemical characteristics of sorbents (pore size, shape, surface area, affinities, etc.). Characteristics of sorbent medium, e.g., pore size, shape, surface area, etc.
Pleated Panel Filter	An extended pleated media filter with media support with race board enclosing frame. The media is a blend of cotton and synthetic fibers, with an ASHRAE efficiency of 25-30%.
Prefilters	A filter placed in front of another filter to remove the larger, heavier particles. Primary purpose is to extend life of the final filters. Prefilters are highly recommended in systems requiring high efficiency filtration, especially where a high concentration of lint is present. Two stages of prefilters are recommended for cleanroom applications.
Pressure Differential /Drop	The difference in static pressure measured at two locations in a ventilation system, as referenced herein, the difference between the upstream and downstream side of the filter. Usually measured in inches of water, abbreviated as "w.g.".
Pressure, Static	The fan-induced pressure which tends to burst or collapse a duct, which is required to move air through a system. Fans must push and pull air to deliver against resistance from duct friction, filters, coils, and other airflow obstructions.
Pressure, Total	The combination of static pressure and velocity pressure within a duct.
Pressure, Velocity	The pressure required to maintain movement of air through a duct.
Rated Capacity	The air volume, usually specified in cfm, which a manufacturer specifies for a specific air filter.
Residence Time	Length of time that a hazardous agent spends in contact with a sorbent or within the capture zone of a filter.

Filter Industry Definitions

Return Air	Air which has been returned to the plenum from the building for recirculation. A return air duct will generally be found before the filter media where the return air is mixed with incoming fresh air. Also, referred to as RECIRCULATED AIR.
S.B.S. (Sick Building Syndrome)	Building related illness. Illness whose cause is related to conditions inside the building.
Scan Test	Technique for locating pinhole leaks or glue-line defects in HEPA filters by inspecting the entire leaving airside of the filter with an appropriate leak detector. Cold DOP with 0.5-micron diameter particles is used as the challenge aerosol. Cold DOP scan testing may be performed at the factory or on the job site.
Skin Loading	The condition occurring when collected particles build up on the surface of the media, plugging the spaces between fibers. Also known as blocking or surface loading. As a rule, the finer the media, the more susceptible it is to skin loading by "coarse" particles.
Sorbent	Porous medium that collects gases and vapors only.
Static Pressure	The potential pressure exerted in all directions by a fluid. For a fluid in motion, is measured in the direction of flow.
Slatic Tip	Device inserted at right angles to an airstream to measure static pressure.
Steady State	A condition of equilibrium where all things are constant. Aerosol concentrations no longer change once steady-state occurs.
Stoke's Law	A physical law which approximates the velocity of a particle failing under the action of gravity through a fluid. The particles will accelerate until the frictional drag of the fluid just balances the gravitational acceleration, after which, it will continue to fall at a constant velocity, know as the terminal or free-settling velocity.
Straining	A method of filtration that removes larger particles. Straining occurs when a particle is larger than the space between fibers and cannot pass through them.
SULPA	Super low penetrating air (filter) with 99.9999% efficiency on 0.12-micron particles.
Supported Media	Filters in which the pleats are supported and separated their full length.
Surface Area (Carbon)	The surface area of granulated activated carbon is determined by the BET method, which utilizes the adsorption of nitrogen at liquid nitrogen temperatures in the calculation. Surface area is usually expressed in square meters per gram of carbon.
Tackifier Migration	The process by which the adhesive or oily substance releases itself from the media fibers, enters the airstream, and becomes a contaminant. Migration may cause clogged coils and dirty ducts as the adhesive or oil collects in the system.
Terminal Module	A sealed, mounted, ducted HEPA filter - not room side replaceable.
Ton of Refrigeration	A useful refrigerating effect equal to 3516 wafts (12,000 BTUH).
Total Pressure	Total pressure is the sum of static and velocity pressure. Not including temperature changes, it is the sum energy potential of liquid or gas.
UL Ratings	Smoke contribution ratings applied to filters by UL test standard 900 (Underwriters Laboratories).
ULPA	Ultra low penetration air (filter) with efficiency of 99.9995% on 0.12 micron particles.
Unloading	The process by which dirt, originally stopped by the filter, is released back into the air stream.
Vapor	The gaseous form of substances that are normally solid or liquid at ambient temperatures.
Vapor Pressure	Partial pressure of a liquid's vapor required to maintain the vapor in equilibrium with the condensed liquid or solid.
Velocity Pressure	Velocity pressure is the energy associated with a liquid or gas, based upon its velocity and density. Velocity pressure is proportional to the square of velocity. It is akin to the kinetic energy of a system.
Ventilation	The process of supplying or removing air by natural or mechanism means to or from any space. Such air may or may not have been conditioned.
V.O.C.'S	Volatile organic components from a variety of furniture finishes, carpets or drapes, cleaning and personal products, that evaporate at room temperatures.
w.g.	See inches water gauge.
Wet-Laid Media	An ultra-fine fiberglass media "paper" used in most mini-pleat filters and all current HEPA types.

Public buildings

Air Filtech ventilation filters prevent airborne particles from reducing air flow volumes in HVAC systems. During their lifetime, these filters keep air-handling systems clean so they can perform in accordance with design parameters.

These same filters also help safeguard people's wellbeing and health. Air Filtech's comfort air filters are commonly used in for example office buildings, schools, conference centres, shopping malls.

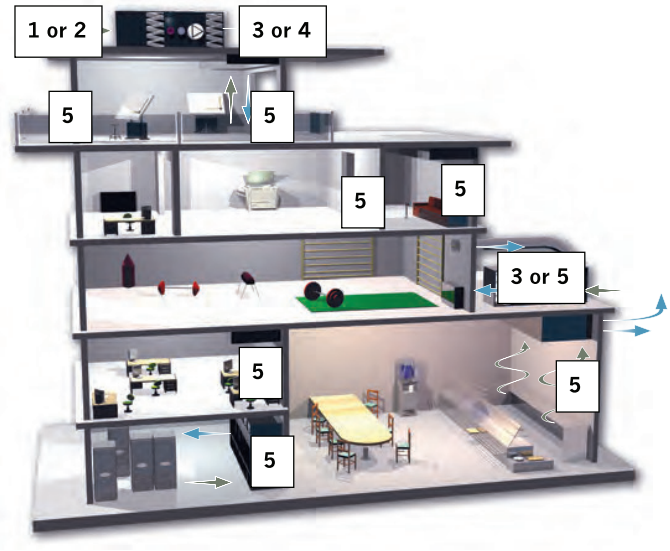

These recommendations are based upon existing criterion as published by cognizant authorities, or best practice, based upon published data. For your specific application, contact Air Filtech JSC for a detailed solution for your needs.



1. SNano-Ca 635



2. AF4V-292-PG



3. Light CB-V-F7



4. Light CB-HF-F7



5. AirPan-PG

Automotive

Few industrial applications demand such a clean working environment as paint facilities. Paint spraying facilities require a constant supply of fresh air for hygiene and safety reasons. Air Filtech currently provide clean air and services to many major automotive plants throughout the world. We provide the best possible cost effective clean air solutions, customized and performance-optimized to meet your demands. Supplied and delivered exactly according to your needs – with Air Filtech JSC.

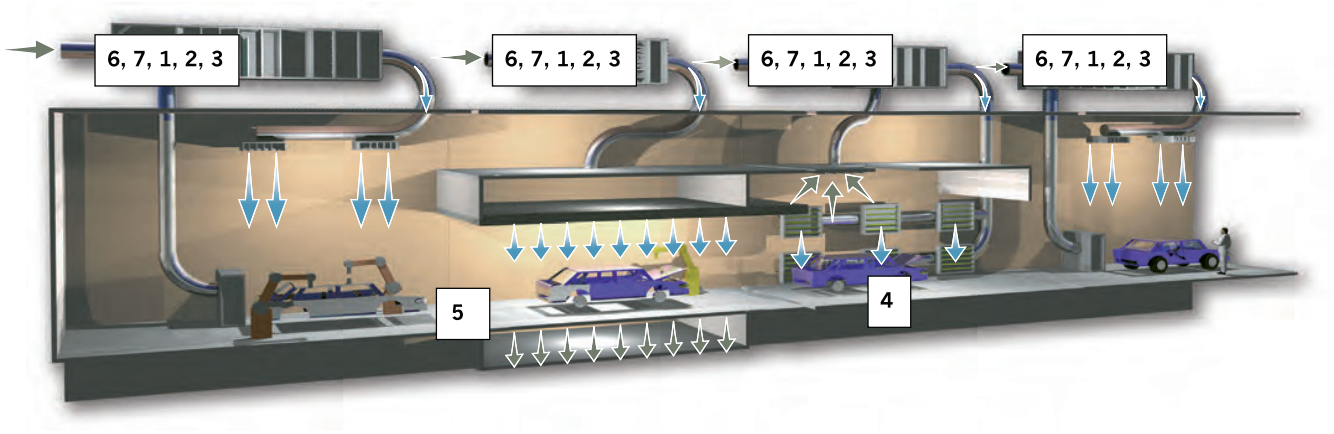

These recommendations are based upon existing criterion as published by cognizant authorities, or best practice, based upon published data. For your specific application, contact Air Filtech JSC for a detailed solution for your needs.



1. SNano-Ca 635



S-Ca 635



3. AF4V-292-PG



4. HT250-HF



5. AirRoll-S



6. AirPanel-CS



7. PreBag-S

Power systems

Clean air is vital to all combustion processes. The prime function of an inlet filter system is to protect the gas turbine from pollutants in the air, as particles entering can cause costly damages like erosion, corrosion and fouling. Erosion is a permanent degradation, mainly caused by coarse particles, while corrosion is caused by salt in combination with sulphur, and high temperatures. Smaller particles cause fouling of turbine blades, and thus affecting performance negatively. A secondary effect is an increase in temperatures, as heat transfer effectiveness is reduced, and ultimately the life of the hot section. Effective capture of particulate and airborne salt is therefore of vital importance for long and efficient operation. If not removed by the inlet system, particles will force operators to more frequently water wash the compressor, either by unnecessary on-line washing or during costly shut downs.

It is also important to understand the complexity of differentiating air filters. Most air filters remain in a system for months or even years. During this time, the filter will experience several environmental variations like changes in temperature, humidity, airflow velocity and particle load. For your best choice and solution, please contact Air Filtech JSC for consultation, recommendation and calculation.



These are general recommendations for gas turbine air inlet systems. For consultation and details, please contact Air Filtech.



1. AirVane



2. AirPanel-PS



3.PreBag-PR



4. AirGT-4V-420



5. RigidBag-GT

Food and beverage

Beverages protecting human health is a major concern for governments throughout the world. In France, for instance, the National Agency for Food Health and Safety (AFSSAL) can recommend to the authorities that the requisite health policy measures be taken. To prevent the air conditioning system from becoming a microbe nest, temperature and humidity must be controlled and accumulated organic matter removed, as clogged exchangers provide good support for the development of microorganisms. Talk with the experts in Clean air solutions – Air Filtech JSC.

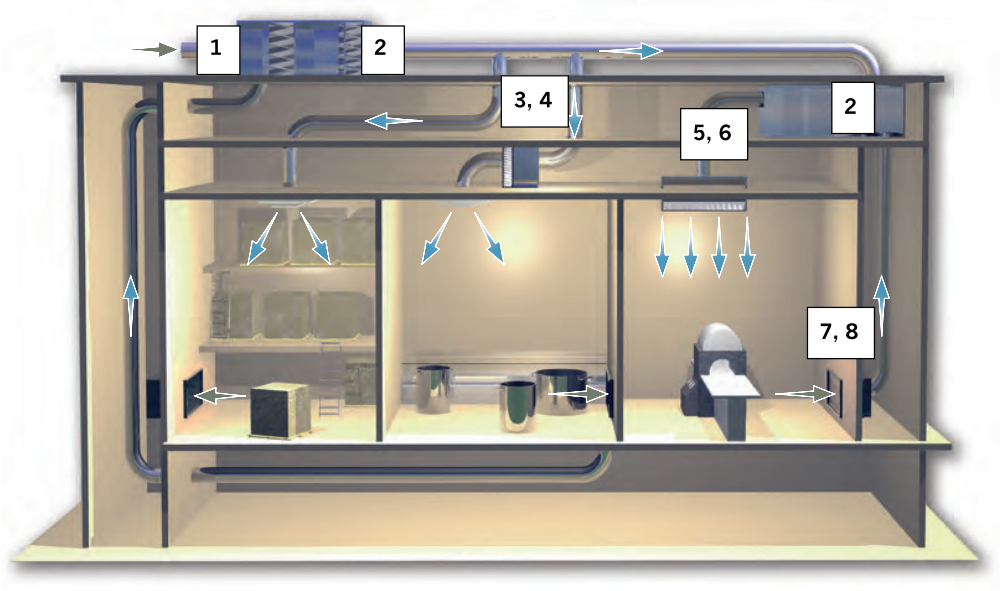

These recommendations are based upon existing criterion as published by cognizant authorities, or best practice, based upon published data. For your specific application, contact Air Filtech JSC for a detailed solution for your needs.



1. AF4V-292-PG F7



2. AF4V-292-PG F8



3. AbSo-V



4. Terminal Housing Green



5. Mega-AP



6.TH Hood



7. AirPanel-CS



8. AirPan-PG

Hospitals

Nowhere is air filtration more important than in health care facilities. Air filters offer excellent protection from airborne diseases (Tuberculosis, Anthrax,SARS, Coronavirus) in health care facilities, provided they form part of an overall air quality control programme. Camfil superior components include air filters, air filter housings or holding frames, air changes supplied to the conditioned space, temperature and humidity control, outside air introduction and appropriate control of air flow to protect visitors from undue exposure.

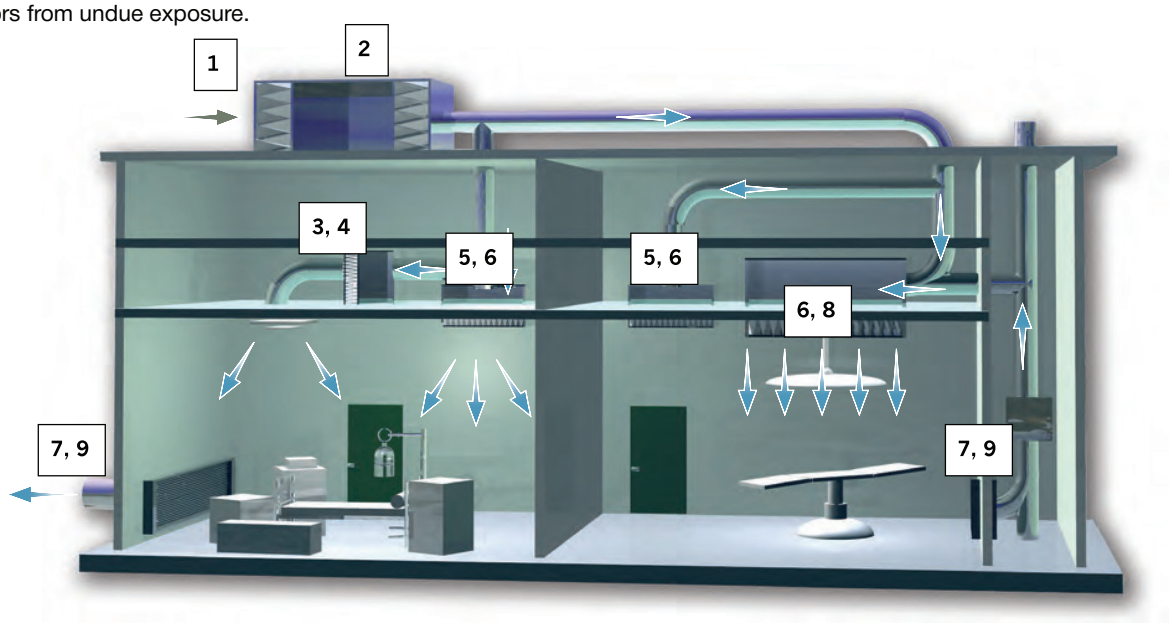

These recommendations are based upon existing criterion as published by cognizant authorities, or best practice, based upon published data. For your specific application, contact Air Filtech JSC for a detailed solution for your needs.



1. SNano-Ca 635



2. AF4V-292-PG



3. AbSo



4-5-8. Terminal Housing Green



6. Mega-AP



7. AirPan-PG

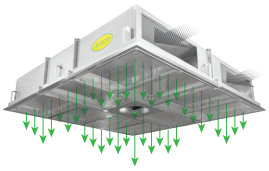

8. LamiHosp



9. BIBO

Microelectronics

Advanced production methods often require very clean air, and in many cases these requirements are certain to increase. Air Filtech are recognized as the leading supplier of high efficiency filtration products for the microelectronics industry. HEPA/ULPA filters are produced within controlled environments in our ISO 9000-certified plants. Our large production capacity ensures the availability of our products at all times throughout the world.

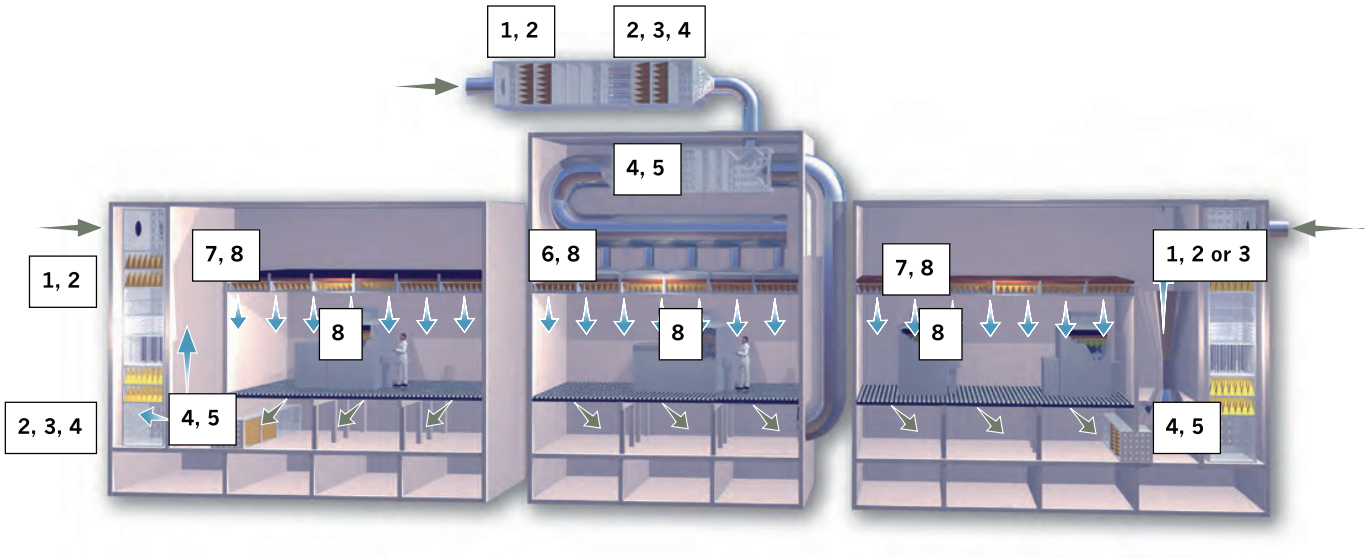

These recommendations are based upon existing criterion as published by cognizant authorities, or best practice, based upon published data. For your specific application, contact Air Filtech JSC for a detailed solution for your needs.



1. SNano-Ca 635



2. AF4V-292-PG



3. Med-CB-C Set



4. AbSo-V



5-8. Med-CB-V



6.Terminal Housing Green



7. Mega-AP

Life Science

For the past twenty years Air Filtech has been a leading supplier of air filtration products and services to the Bio-Pharma Industry in Vietnam. Many of our clients have multiple facilities located around the world. Air Filtech is viewed by many of the largest Pharmaceutical manufacturers as a partner and well positioned to support their air filtration demands on a local and global basis.

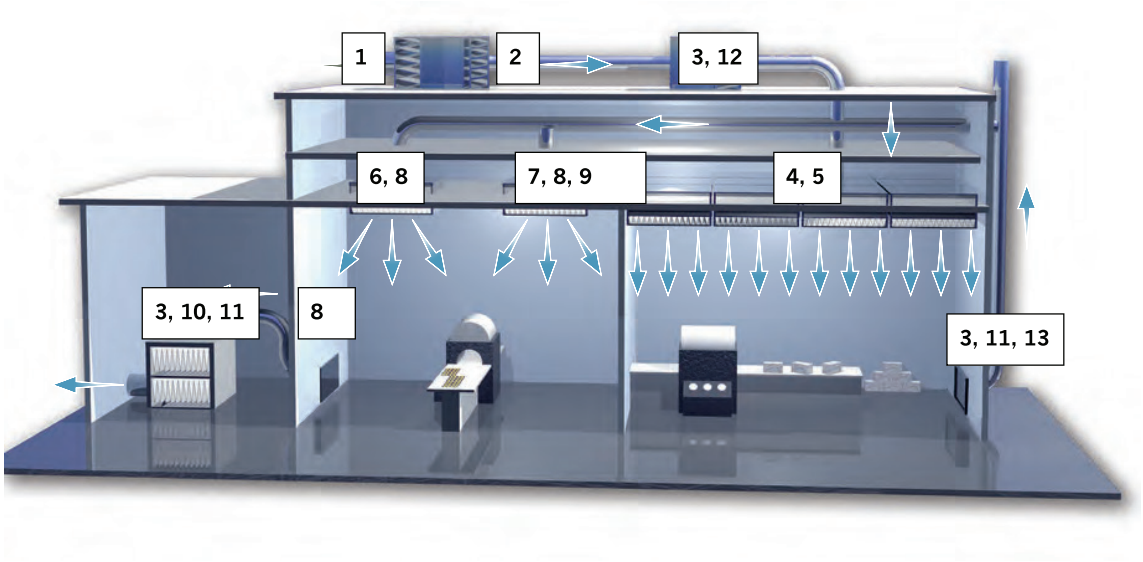

These recommendations are based upon existing criterion as published by cognizant authorities, or best practice, based upon published data. For your specific application, contact Air Filtech JSC for a detailed solution for your needs.



1. SNano-Ca 635



2. AF4V-292-PG



3-11. AbSo-V



4. AbSo



5. Mega AP



6-7-8-9. Terminal Housing Green



10. BIBO-Bag In/Bag Out



12. FH-GFCH



13. AirPan-PG

PRE-FILTERS





MADE IN TURKEY

Manufacturer: MGT

PRE-FILTERS
INTERNATIONAL CLASSIFICATION

COARSE EN 779-2012 & ISO 16890

Group	Designation	European Filter Class	MERV Rating	Recomended Final Pressure Drop (Pa)	Average Arrestance (Am) of Synthetic dust (%)	NEW STANDARD ISO 16890
		EN 779-2012	ASHRAE 52.2	EN 779-2012	EN 779-2012	ISO COARSE (%)
COARSE	G	G1	MERV 1	250	$50 \le A_m < 65$	-
		G2	MERV 2-4	250	$65 \le A_m < 80$	>20%
		G3	MERV 5-6	250	$80 \le A_m < 90$	>40%
		G4	MERV 7-8	250	$90 \le A_m$	>60%

Pre-Filtration: G3 to M5

AirRoll-S 46
AirRoll-G 48
RollMatic-G 49
RollMatic-S 50
RollSys 51
CardBoard Filter Pads 53
Pre-22 54
Pre-46 54
AP-HT300-A.....55
Met Panel 56
AirPanel-CG 57
AirPanel-CS 58
AirPanel-PS 59
PreBag-S 60
PreBag-PR 61

MADE IN TURKEY

Manufacturer: MGT

Products



Media
AirRoll-S
Page 46



Media
AirRoll-G
Page 48



Media
RollMatic-G
Page 49



Media
RollMatic-S
Page 50



Media
RollSys
Page 51



Media
CardBoard Filter Pads
Page 53



Media filter
Pre-22
Page 54



Media filter
Pre-46
Page 54



High temperature Filter
APHT300-A
Page 55



Metal Filters
Met Panel
Page 56



Pleated Filters
AirPanel-CG
Page 57



Pleated Filters
AirPanel-CS
Page 58



Pleated Filters
AirPanel-PS
Page 59



Primary Bag Filters
PreBag-S
Page 60



Primary Bag Filters
PreBag-PR
Page 61

MADE IN TURKEY

Manufacturer: MGT

AirRoll-S



APPLICATIONS

The primary filter ventilation and air conditioning systems.

DESCRIPTION

Randomly arranged fine synthetic fibers with increasing density in direction to clean air side standard air intake side green/clean air side white.



Synthetic Roll Filters

Max. Temperature: 90°C
Relative Humidity:100%
Advisable Cross Speed: 1.5 m/s
Flame Resistance: F1 DIN 53438
Filter Stage: I
Rec. Final Pres. Drop Acc.

- EN 779-2012: 250 Pa.
- ISO 16890: 200 Pa.

Model	P/N	MGT's Reference	Filter Class EN 779-2012	Average Arrastance EN 779-2012	Filter Class ISO 16890	Weight gr / m²	WxL m	Thickness mm	Pressure Drop Pa	Dust Holding Capacity gr/m²
SR150-G3	520003M	T150	G3	80%	ISO COARSE 40%	150	2x20	8-10	25	350
SR200-G3	520004M	T200	G3	85%	ISO COARSE 40%	200	2x20	15-18	30	400
SR270-G4	520005M	M270	G4	90%	ISO COARSE 60%	270	2x20	18-20	35	450
SR350-G4	520006M	T350	G4	95%	ISO COARSE 60%	350	2x20	20-22	40	480

MADE IN TURKEY

Manufacturer: MGT

AirRoll-S



APPLICATIONS

Wet particulate arrestance in fine-filtration, varnishing and paint spray applications.

DESCRIPTION

- Termobonded non-woven,made from 100% synthetic fiber
- Graded structured
- Waxed and air outlet direction PVC mesh

Synthetic Roll Filters

Max. Temperature: 90°C
Relative Humidity:100%
Advisable Cross Speed: 0.25 m/s
Flame Resistance: F1 DIN 53438
Filter Stage: II
Rec. Final Pres. Drop Acc.

- EN 779-2012: 450 Pa.
- ISO 16890: 300 Pa.

Model	P/N	MGT's Reference	Filter Class EN 779-2012	Average Arrastance EN 779-2012	Filter Class ISO 16890	Weight gr / m²	WxL m	Thickness mm	Pressure Drop Pa	Dust Holding Capacity gr/m²
SR375-M5	520007M	PE375	M5	60%	ePM10>50%	375	2x20	20-22	25	234
SR600-M5	520008M	PS600	M5	60%	ePM10>50%	600	2x20	20-25	30	326

MADE IN TURKEY

Manufacturer: MGT

AirRoll-G



APPLICATIONS

Wet particulate arrestance in fine-filtration, varnishing and paint spray applications.

DESCRIPTION

Randomly arranged fine glass fibers with increasing density in direction to clean air side standard air intake side green/clean air side white.

Glass Fiber Roll Filters

Max. Temperature: 120°C
Relative Humidity:100%
Advisable Cross Speed: 1.5 m/s
Flame Resistance: F1 DIN 53438
Filter Stage: I
Rec. Final Pres. Drop Acc.

- EN 779-2012: 250 Pa.
- ISO 16890: 200 Pa.

Model	P/N	MGT's Reference	Filter Class EN 779-2012	Average Arrastance EN 779-2012	Filter Class ISO 16890	Weight gr / m²	WxL m	Thickness mm	Pressure Drop Pa	Dust Holding Capacity gr/m²
GR180-G3	520009M	FA180	G3	80%	ISO COARSE 40%	180	2x20	30-40	25	350
GR250-G3	520010M	FA250	G3	80%	ISO COARSE 40%	250	2x20	50-60	30	400
GR360-G4	520011M	FA360	G4	90%	ISO COARSE 60%	360	2x20	90-100	35	450

MADE IN TURKEY

Manufacturer: MGT

RollMatic-G



APPLICATIONS

- Used as prefilter in industrial production areas.
- It reduces operating costs and provides high efficiency.

DESCRIPTION

Automatic roll filters are made of elastic glass fiber metarial of progressive construction. This means that the fibers are increasing in density in direction to the clean on side “when the roller reaches the pollution pressure, used by opening clean side used by opening clean side”

Spare Glass Fiber Roll filters For Roll Matic

Max. Temperature: 120°C
Relative Humidity: 100%
Advisable Cross Speed: 1.5 m/s
Flame Resistance: F1 DIN 53438
Roll Size: 536-836-1141-1446-1751-1950-2010-2056 mm
Filter Stage: I
Rec. Final Pres. Drop Acc.

- EN 779-2012: 250 Pa.
- ISO 16890: 200 Pa.

Model	P/N	MGT's Reference	Filter Class EN 779-2012	Average Arrastance EN 779-2012	Filter Class ISO 16890	Weight gr / m²	Thickness mm	Pressure Drop Pa	Dust Holding Capacity gr/m²
GR290-G3-Autoroll	520012M	ROLLFILTER-4INC-1160	G3	80%	ISO COARSE 40%	290	60	48	350

Size (Width × Length): 2 × 20 m

MADE IN TURKEY

Manufacturer: MGT

RollMatic-S



Synthetic Fiber Roll Filters

Max. Temperature: 90°C
Relative Humidity:100%
Advisable Cross Speed: 1.5 m/s
Flame Resistance: F1 DIN 53438
Roll Size: 536-836-1141-1446-1751-1950-2010-2056 mm
Filter Stage: I
Rec. Final Pres. Drop Acc.

- EN 779-2012: 250 Pa.
- ISO 16890: 200 Pa.

APPLICATIONS

Used as prefilter in industrial production areas. It reduces operating costs and provides high efficiency.

DESCRIPTION

Automatic roll filters are made of elastic synthetic filter media reinforced a mesh support. This filter medium has a progressive structure,which means that the density of fibers is increasing to wards the clean air side.This progressive structure ensures a high dust holding capacity and guaranteed efficiency.

ADVANTAGES

High dust holding capacity. High performance with low pressure drop. Strong against high bursting pressure.

Model	P/N	MGT's Reference	Filter Class EN 779-2012	Average Arrastance EN 779-2012	Filter Class ISO 16890	Weight gr / m²	Thickness mm	Pressure Drop Pa	Dust Holding Capacity gr/m²
SR210-G3-Autoroll	520013M	ROLLFILTER-4INC-1160	G3	80%	ISO COARSE>40%	210	10	12	350

Size (Width × Length): 2 × 20 m

MADE IN TURKEY

Manufacturer: MGT

RollSys



DESCRIPTION

The advantage of a roll filter with automatic unwound of the filter media is its compact dimensions in comparison with its working autonomy. In fact, the spaces required for lodging the filter media rolls can vary from 20% for small filters to 10% for big filters of the total filter surface.This technical conception is due to its rational mechanical construction and to the compressibility characteristics of the employed

filter media that allows to realize rolls with reduced diameters but in the same time with maximum uniwindings to ensure a long autonomy of operation even at hard working conditions.

Roll Matic System

Class EN 779-2012: G3
Av.Arrastance EN779-2012: 80%
Class ISO 16890: ISO Coarse > 40%
Max. Temperature: 80-120°C
Relative Humidity: 100%
Advisable Cross Speed: 1.5 m/s
Flame Resistance: F1 DIN 53438
Filter Stage: I-II
Rec. Final Pres. Drop Acc.

- EN 779-2012: 250 Pa.
- ISO 16890: 200 Pa.

Model	P/N	MGT's Reference	Filter Class EN779-2012	Filter Class ISO 16890	Weight gr / m²	Thickness mm	Pressure Drop Pa	Dust Holding Capacity gr/m²
R210-G3-Autoroll	520014M	RMROLL-SYT	G3	ISO COARSE >40%	210	15	12	350

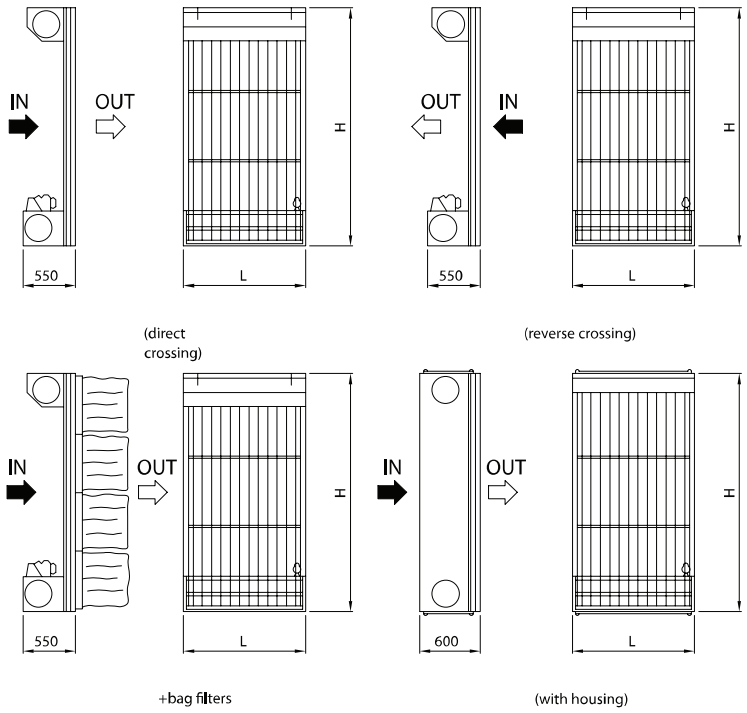

MADE IN TURKEY
Manufacturer: MGT



High Temperature Filters / Glassfibre FilterMedia HT300

Progressively structured filtermedia, dual composed of finest glass fibers, bonded with a high temperature resistant resin for the filtration dust particles.

Application: Filtration of intake and circulating air in spray and drying booths.

Thickness: 50 mm

Filterclass: G4

Resistant up to 300°C



Synthetic Filter Media ASI HT200

Progressively structured filtermedia composed of synthetic fibers, bonded with a high temperature binder for the filtration of fine dust particles.

Application: Filtration of the intake and circulating air in spray and drying booths.

Thickness: 15 mm

Filterclass: M5

Resistant up to 200°C



Paint Collector

Progressively structured glassfibre filter media especially designed for the filtration of solvent based paint and lacquer particles.

Application: Filtration of solvent based paint and lacquer particles in spray booths of the surface-treatment.

Thickness: 25 / 50 / 75 / 100 mm

Efficiency: 90 – 98 %



Blue-Pol

100% Polyester construction cleans easily with water available in rolls and pre-cuts (12–25 mm) cuts to full size of opening with scissors eliminating air by-pass

Rigid construction – needs no frame **Low resistance** to air flow Fibers are unaffected by moisture Safe to handle – no fiberglass or sharp edges

Bi-directional air flow 80–90 % dust retention

Flame Retardent – self extinguishing

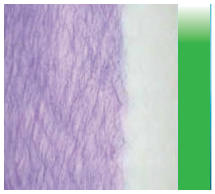

Hydropaint Collector

Progressively structured glassfibre filtermedia impregnated throughout a harmless gel especially designed for the filtration of fine and dry water based overspray particles.

Application: Filtration of water based overspray particles in spray booths of the surface treatment.

Thickness: 75 mm

Efficiency: 98,5 %



Hydropaint Collector

Progressively structured glass fibre filter media impregnated throughout with a harmless gel for the filtration of coarse dust particles

Application: As a preliminary filter for the filtration of coarse dust particles in general ventilation and air conditioning equipment.

Thickness: 25 / 50 / 100 mm

Efficiency: G2 – G4



Dust Collector 5”

Progressively structured glass fibre filtermedia impregnated throughout with a harmless gel for the filtration of large quantities of coarse dust particles.

Application: As a machine protection partic-ularly installed as a preliminary filter of gas-turbines, on vessels and further industrial installations.

Thickness: 100 mm

Efficiency: G4



Dust Collector 5”

Progressively structured glass fibre filter media especially designed for the filtration of mist particles in environ-ments with an extremely high atmos-pheric humidity. Fibres bonded with a particulary humidity resistant binder.

Application: Mist filtration in gas turbine power stations, on offshore platforms, sea coast areas and behind air washers.

Thickness: 75 mm

Efficiency: 99.8 %

MADE IN TURKEY

Manufacturer: MGT

CardBoard Filter Pads



Cardboard filter pads has been speciallly designed to fit spray booths both horizontally and vertically. The filter has a V-shaped design, with holes perfectly aligned . Cardboard filter pads have the advantage of 3-5 times higher paint storage capacity than regular filter medias (approximately 18 kg/m2). The folded filters consist of recyclable cardboard. They are drawn to their proper size not until the installation takes place. Therefore storage and transportation costs are very low.

Cardboard Paint Spray Filter

Average Separation Rate: 80-98%
Rec. Max Pressure Drop: 128 Pa

Model	P/N	MGT's Reference	Width cm	Area m^2	Pleats	Thickness mm
CAR75	499901M	Point Paper 75	75	10	270	65
CAR90	499902M	Point Paper 90	90	10	290	65
CAR100	499903M	Point Paper 100	100	10	360	65

Velocity mm/s	Pressure Drop Pa
0.25	8
0.5	20
0.75	30
1	40

MADE IN TURKEY

Manufacturer: MGT

Pre-22



Model: PF-G4-594*594*22-M
PF: Pre-filter
G4: Filter Class EN779-2012
594x594x22: Size WxLxD mm



APPLICATION:

- Functions as a pre-filter in HVAC systems, Extends the lifespan of main filters by capturing larger dust particles, reducing maintenance costs, and improving filtration efficiency.
- Protection via 2 grids
- Ultra Compact
- Supported media upstream and downstream metal face grids
- Suitable for high humidity conditions

Manufacture: Air Filtech, VietNam
Frame: Mil-finished aluminium profile
Filter Media: Synthetic: SR-150-G3/ SR-270-G4 (MGT, Turkey)
Class EN 779:2012: G3, G4
Flame Resistance: F1 DIN 53438
Max. Temperature: 90°C
Relative Humidity:100%

Model	P/N	Size WxLxD	Filter class EN779:2012	Air Flow (m^3/h)	Recommended final pressure drop Pa
PF-G3-289*594*22-M	540401M	289×594×22	G3	1700	250
PF-G3-594*594*22-M	540402M	594x594x22	G3	3400	250
PF-G4-289*594*22-M	540403M	289×594×22	G4	1700	250
PF-G4-594*594*22-M	540404M	594×594×22	G4	3400	250

Pre-46



Model:
PF-G4-594*594*46-M
PF: Pre-filter
G4: Filter Class EN779-2012
594x594x46: Size WxLxD mm



APPLICATION:

- Functions as a pre-filter in HVAC systems, Extends the lifespan of main filters by capturing larger dust particles, reducing maintenance costs, and improving filtration efficiency.
- Suitable for high humidity conditions
- Replaceble filter media

Manufacture: Air Filtech, VietNam
Frame: Mil-finished aluminium profile
Filter Media: Synthetic: SR-150-G3/ SR-270-G4 (MGT, Turkey)
Class EN 779:2012: G3, G4
Flame Resistance: F1 DIN 53438
Max. Temperature: 90°C
Relative Humidity:100%

Model	P/N	Size WxLxD	Filter class EN779:2012	Air Flow (m^3/h)	Recommended final pressure drop Pa
PF-G3-289*594*46-M	540201M	289×594×46	G3	1700	250
PF-G3-594*594*46-M	540202M	594x594x46	G3	3400	250
PF-G4-289*594*46-M	540203M	289×594×46	G4	1700	250
PF-G4-594*594*46-M	540204M	594×594×46	G4	3400	250

APHT300-A







Model: APHT300-G4-592x592x48-AZ
APHT300: AirPanel High Temperature Filter (300°C)
G4: Filter Class EN779-2012
592x592x48: Size WxLxD mm
AZ: Aluminum Frame, Z-Line Model

APPLICATIONS

- Filtration of in take and circulating air in spray and drying booths.

DESCRIPTION

- Progressively structured filter media composed of finest glass fibers,
- Bonded with a high temperature resistant binder,
- Converted into finished filter cells by aluminium stretcher grids.

High Temperature Filters

Frame: Aluminum
Wire: Aluminum
Media: HT300
Modelling: Straight (L)/ Z-line (Z)
Face Guard: Both sides with grid
Max. Temperature: 300ºC

Relative Humidity: 100%
Filter Stage: I-II
Rec. Final Pres. Drop Acc.

- EN 779-2012: 250 Pa.
- ISO 16890: 200 Pa.

Model	P/N	MGT's Reference	Filter Class ISO 16890	Filter Class EN779-2012	Size WxLxD	Area m²
APHT300-G4-240x480x14-AL	599901M	HT300AAL2	ISO COARSE 60%	G4	240x480x14	0.12
APHT300-G4-480x480x14-AL	599902M	HT300AAL2	ISO COARSE 60%	G4	480x480x14	0.24
APHT300-G4-595x595x14-AL	599903M	HT300AAL2	ISO COARSE 60%	G4	595x595x14	0.35
APHT300-G4-610x610x14-AL	599904M	HT300AAL2	ISO COARSE 60%	G4	610x610x14	0.37
APHT300-G4-287x287x48-AZ	599905M	HT300AAZ2	ISO COARSE 60%	G4	287x287x48	0.20
APHT300-G4-287x592x48-AZ	599906M	HT300AAZ2	ISO COARSE 60%	G4	287x592x48	0.30
APHT300-G4-490x592x48-AZ	599907M	HT300AAZ2	ISO COARSE 60%	G4	490x592x48	0.50
APHT300-G4-592x592x48-AZ	599908M	HT300AAZ2	ISO COARSE 60%	G4	592x592x48	0.60
APHT300-M5-287x287x95-AZ	599909M	HT300AAZ2	ISO ePM10 50%	M5	287x287x95	0.40
APHT300-M5-287x592x95-AZ	599910M	HT300AAZ2	ISO ePM10 50%	M5	287x592x95	0.60
APHT300-M5-490x592x95-AZ	599911M	HT300AAZ2	ISO ePM10 50%	M5	490x592x95	1.00
APHT300-M5-592x592x95-AZ	599912M	HT300AAZ2	ISO ePM10 50%	M5	592x592x95	1.20

Other Options:
Frame: Galvanized, SS304, SS316, without frame
Media: AS200;
Wire: Galvanized, SS304, without frame
Face Guard: Face Grid Air Outlet, Without Grid

MADE IN TURKEY
Manufacturer: MGT

Met Panel



Model: MP-G3-592x592x48
MP: Met Panel
G3: Filter Class EN779-2012
592x592x48: Size WxLxD mm



APPLICATIONS

- Washeable for repeated use
- Low pressure drop
- High temperature
- Corrosive environments
- Large bulky contaminants
- Oil mist or grease seperation

METAL FILTER FOR OIL AND GREASE SEPARATION

Frame: Galvanized
Media: Galvanized Mesh Wire
Modelling: Straight
Face Guard: Both Side with Grid
Max. Temperature: 200°C
Relative Humidity: 100%
Flame Resistance: F1 DIN 53438
Filter Stage: I
Rec. Final Pres. Drop Acc.

- EN 779-2012: 250 Pa.
- ISO 16890: 200 Pa.

Model	MGT's Reference	Size WxLxD	Filter Class ISO 16890	Filter Class EN 779-2012	Area m^2	Air Flow m^3/h	Pressure Drop Pa	Weight Kg
MP-G2-287x287x25	PM2GOGL2	287x287x25	ISO COARSE 20%	G2	0.08	850	30	1.5
MP-G2-287x592x25	PM2GOGL2	287x592x25	ISO COARSE 20%	G2	0.17	1700	30	2.8
MP-G2-490x592x25	PM2GOGL2	490x592x25	ISO COARSE 20%	G2	0.29	2800	30	5.2
MP-G2-592x592x25	PM2GOGL2	592x592x25	ISO COARSE 20%	G2	0.35	3400	30	5.5
MP-G3-287x287x48	PM3GOGL2	287x287x48	ISO COARSE 40%	G3	0.08	850	40	2
MP-G3-287x592x48	PM3GOGL2	287x592x48	ISO COARSE 40%	G3	0.17	1700	40	4
MP-G3-490x592x48	PM3GOGL2	490x592x48	ISO COARSE 40%	G3	0.29	2800	40	7.25
MP-G3-592x592x48	PM3GOGL2	592x592x48	ISO COARSE 40%	G3	0.35	3400	40	8

Other options:
Frame: *Aluminum / SS304 / SS316.*
Media: *Stainless Mesh Wire, Aluminum Bounded*
Face Guard: *Without Grid, Face Grid Air Outlet*

MADE IN TURKEY
Manufacturer: MGT

AirPanel-CG



Model: AirPanel-G3-592x592x48-CG-25
AirPanel: AirPanel Filter
G3: Filter Class EN779-2012
592x592x48: Size WxLxD mm
CG: Cardboard Frame-Glass Fiber Media
25: Media thickness mm



APPLICATIONS

- Wet particulate arrestance in pre-filtration, varnishing and paint spray applications.
- Low start pressure drop
- High dust holding capacity
- Totaly disposable type filter

Disposable Filters

Frame: Cardboard
Media: Glass Fiber
Modelling: Straight
Face Guard: Without Grid
Max. Temperature: 70°C

Relative Humidity: 80%
Filter Stage: I
Rec. Final Pres. Drop Acc.
- EN 779-2012: 250 Pa.
- ISO 16890: 200 Pa.

Model	P/N	MGT's Reference	Size WxLxD	Filter Class ISO 16890	Filter Class EN 779-2012	Area m^2	Air Flow m^3/h	Pressure Drop Pa	Weight kg
AirPanel-G3-287x287x24-CG-18	599005M	PF3KF18L0	287x287x24	COARSE >40%	G3	0.08	850	30	0.3
AirPanel-G3-287x592x24-CG-18	599006M	PF3KF18L0	287x592x24	COARSE >40%	G3	0.17	1700	30	0.65
AirPanel-G3-490x592x24-CG-18	599007M	PF3KF18L0	490x592x24	COARSE >40%	G3	0.29	2800	30	1.1
AirPanel-G3-592x592x24-CG-18	599008M	PF3KF18L0	592x592x24	COARSE >40%	G3	0.35	3400	30	1.35
AirPanel-G3-287x287x48-CG-25	599001M	PF3KF25L0	287x287x48	COARSE >40%	G3	0.08	850	50	0.35
AirPanel-G3-287x592x48-CG-25	599002M	PF3KF25L0	287x592x48	COARSE >40%	G3	0.17	1700	50	0.8
AirPanel-G3-490x592x48-CG-25	599003M	PF3KF25L0	490x592x48	COARSE >40%	G3	0.29	2800	50	1.5
AirPanel-G3-592x592x48-CG-25	599004M	PF3KF25L0	592x592x48	COARSE >40%	G3	0.35	3400	50	1.6
AirPanel-G4-287x287x96-CG-36	599131M	PF4KF36L0	287x287x96	COARSE >60%	G4	0.08	850	75	0.4
AirPanel-G4-287x592x96-CG-36	599132M	PF4KF36L0	287x592x96	COARSE >60%	G4	0.17	1700	75	1
AirPanel-G4-490x592x96-CG-36	599133M	PF4KF36L0	490x592x96	COARSE >60%	G4	0.29	2800	75	1.85
AirPanel-G4-592x592x96-CG-36	599134M	PF4KF36L0	592x592x96	COARSE >60%	G4	0.35	3400	75	2

ATEX certification: AIR FILTERS | ***Product:*** It is suitable for the explosive hazardous are of zone 1 , 2 , 21 and 22.



MADE IN TURKEY
Manufacturer: MGT

AirPanel-CS



Model: AirPanel-G4-592x592x48-CS-14
AirPanel: AirPanel Filter
G4: Filter Class EN779-2012
592x592x48: Size WxLxD mm
CS: Cardboard Frame- Synthetic Media
14: Blue fiber (10: White fiber)



APPLICATIONS

- Conditioning and ventilation systems
- Used as pre-filter or second-stage filter
- Low start pressure drop
- High dust holding capacity
- Totaly disposable type filter

Disposable Filters

Frame: Cardboard
Media: Synthetic Media (S10: White, S14: Blue)
Modelling: Z-line Model
Face Guard: Face Grid Air Outlet
Max. Temperature: 70°C
Relative Humidity: 80%
Filter Stage: I-II
Rec. Final Pres. Drop Acc.

- EN 779-2012: 250 Pa.
- ISO 16890: 200 Pa.

Model	P/N	MGT's Reference	Size WxLxD	Filter Class ISO 16890	Filter Class EN 779-2012	Area m²	Media Thickness	Air Flow m³/h	Pressure Drop Pa.
AirPanel-G4-287x287x48-CS-10	594131M	PF4KS10Z1	287x287x48	COARSE >60%	G4	0.4	10	850	70
AirPanel-G4-287x592x48-CS-10	594132M	PF4KS10Z1	287x592x48	COARSE >60%	G4	0.7	10	1700	70
AirPanel-G4-490x592x48-CS-10	594133M	PF4KS10Z1	490x592x48	COARSE >60%	G4	1.1	10	2800	70
AirPanel-G4-592x592x48-CS-10	594134M	PF4KS10Z1	592x592x48	COARSE >60%	G4	1.3	10	3400	70
AirPanel-G4-287x287x96-CS-10	594135M	PF4KS10Z1	287x287x96	COARSE >60%	G4	0.8	10	1000	95
AirPanel-G4-287x592x96-CS-10	594136M	PF4KS10Z1	287x592x96	COARSE >60%	G4	1.4	10	2100	95
AirPanel-G4-490x592x96-CS-10	594137M	PF4KS10Z1	490x592x96	COARSE >60%	G4	2.2	10	3400	95
AirPanel-G4-592x592x96-CS-10	594138M	PF4KS10Z1	592x592x96	COARSE >60%	G4	2.6	10	4200	95
AirPanel-G4-287x287x48-CS-14	594139M	PF4KS14Z1	287x287x48	COARSE >60%	G4	0.4	14	850	70
AirPanel-G4-287x592x48-CS-14	594140M	PF4KS14Z1	287x592x48	COARSE >60%	G4	0.7	14	1700	70
AirPanel-G4-490x592x48-CS-14	594141M	PF4KS14Z1	490x592x48	COARSE >60%	G4	1.1	14	2800	70
AirPanel-G4-592x592x48-CS-14	594142M	PF4KS14Z1	592x592x48	COARSE >60%	G4	1.3	14	3400	70
AirPanel-G4-287x287x96-CS-14	594143M	PF4KS14Z1	287x287x96	COARSE >60%	G4	0.8	14	1000	95
AirPanel-G4-287x592x96-CS-14	594144M	PF4KS14Z1	287x592x96	COARSE >60%	G4	1.4	14	2100	95
AirPanel-G4-490x592x96-CS-14	594145M	PF4KS14Z1	490x592x96	COARSE >60%	G4	2.2	14	3400	95
AirPanel-G4-592x592x96-CS-14	594146M	PF4KS14Z1	592x592x96	COARSE >60%	G4	2.6	14	4200	95

ATEX certification: AIR FILTERS | ***Product:*** It is suitable for the explosive hazardous are of zone 1 , 2 , 21 and 22.

MADE IN TURKEY
Manufacturer: MGT

AirPanel-PS





Model: AirPanel-G4-592x592x48-PS-18
AirPanel: AirPanel Filter
G4: Filter Class EN779-2012
592x592x48: Size WxLxD mm
PS: Plastic Frame- Synthetic Media
18: Media code/ Thickness

APPLICATIONS

- Conditioning, ventilation systems, power plants and turbo machines
- Used as pre-filter or second-stage filter
- Low start pressure drop
- High dust holding capacity
- Reduced operating costs
- Provides long service interval

Synthetic Panel Filter

Frame: Plastic
Media: Synthetic Media
Modelling: W-line Model
Face Guard: Without grids
Max. Temperature: 100°C

Relative Humidity: 80%
Filter Stage: I-II
Rec. Final Pres. Drop Acc.
- EN 779-2012: 250 Pa.
- ISO 16890: 200 Pa.

Model	P/N	MGT's Reference	Size WxLxD	Filter Class ISO 16890	Filter Class EN 779-2012	Area m^2	Media Thickness	Air Flow m^3/h	Pressure Drop Pa.
AirPanel-G4-287x287x48-PS-18	594147M	PF4PS18W0	287x287x48	COARSE >60%	G4	0.45	18	850	60
AirPanel-G4-287x592x48-PS-18	594148M	PF4PS18W0	287x592x48	COARSE >60%	G4	0.85	18	1700	60
AirPanel-G4-490x592x48-PS-18	594149M	PF4PS18W0	490x592x48	COARSE >60%	G4	1.4	18	2800	60
AirPanel-G4-592x592x48-PS-18	594150M	PF4PS18W0	592x592x48	COARSE >60%	G4	1.65	18	3400	60
AirPanel-G4-287x287x96-PS-18	594151M	PF4PS18W0	287x287x96	COARSE >60%	G4	0.85	18	1000	70
AirPanel-G4-287x592x96-PS-18	594152M	PF4PS18W0	287x592x96	COARSE >60%	G4	1.65	18	2100	70
AirPanel-G4-490x592x96-PS-18	594153M	PF4PS18W0	490x592x96	COARSE >60%	G4	2.8	18	3400	70
AirPanel-G4-592x592x96-PS-18	594154M	PF4PS18W0	592x592x96	COARSE >60%	G4	3.35	18	4200	70
AirPanel-M5-287x287x48-PS-18	594155M	PF5PS18W0	287x287x48	ePM10>50%	M5	0.45	18	850	75
AirPanel-M5-287x592x48-PS-18	594156M	PF5PS18W0	287x592x48	ePM10>50%	M5	0.85	18	1700	75
AirPanel-M5-490x592x48-PS-18	594157M	PF5PS18W0	490x592x48	ePM10>50%	M5	1.4	18	2800	75
AirPanel-M5-592x592x48-PS-18	594158M	PF5PS18W0	592x592x48	ePM10>50%	M5	1.65	18	3400	75
AirPanel-M5-287x287x96-PS-18	594159M	PF5PS18W0	287x287x96	ePM10>50%	M5	0.85	18	1000	90
AirPanel-M5-287x592x96-PS-18	594160M	PF5PS18W0	287x592x96	ePM10>50%	M5	1.65	18	2100	90
AirPanel-M5-490x592x96-PS-18	594161M	PF5PS18W0	490x592x96	ePM10>50%	M5	2.8	18	3400	90
AirPanel-M5-592x592x96-PS-18	594162M	PF5PS18W0	592x592x96	ePM10>50%	M5	3.35	18	4200	90

ATEX certification: AIR FILTERS | ***Product:*** It is suitable for the explosive hazardous are of zone 1 , 2 , 21 and 22.

MADE IN TURKEY
Manufacturer: MGT

PreBag-S



Model: SB-G4-592x592x600-6P
SB: Synthetic Bag
G4: Filter Class EN779-2012
592x592x600: Size WxLxD mm
6P: 6 Pockets

APPLICATIONS

- Conditioning and ventilation systems
- Used as pre-filter or second-stage filter
- Low start pressure drop
- High dust holding capacity
- Reduced operating costs
- Provides long service interval

Synthetic Bag Filters

Frame: Galvanized
Header Frame: 25mm
Media: Synthetic Media
Max. Temperature: 80°C
Relative Humidity: 100%

Filter Stage: I-II
Rec. Final Pres. Drop Acc.
- EN 779-2012: 250 Pa.
- ISO 16890: 200 Pa.

Fire Resistance Class K1/F1 According to DIN53438

Model	P/N	MGT's Reference	Size WxLxD	Filter Class ISO 16890	Filter Class EN 779-2012	Bags	Area m^2	Air Flow m^3/h	Pressure Drop Pa.
SB-G3-287x287x360-3P	320001M	PB3G25S03	287x287x360	COARSE >40%	G3	3	0.75	850	35
SB-G3-287x592x360-3P	320002M	PB3G25S03	287x592x360	COARSE >40%	G3	3	1.5	1700	35
SB-G3-490x592x360-5P	320003M	PB3G25S05	490x592x360	COARSE >40%	G3	5	2.5	2800	35
SB-G3-592x592x360-6P	320004M	PB3G25S06	592x592x360	COARSE >40%	G3	6	3	3400	35
SB-G4-287x287x360-3P	320005M	PB4G25S03	287x287x360	COARSE >60%	G4	3	0.75	850	40
SB-G4-287x592x360-3P	320006M	PB4G25S03	287x592x360	COARSE >60%	G4	3	1.5	1700	40
SB-G4-490x592x360-5P	320007M	PB4G25S05	490x592x360	COARSE >60%	G4	5	2.5	2800	40
SB-G4-592x592x360-6P	320008M	PB4G25S06	592x592x360	COARSE >60%	G4	6	3	3400	40
SB-G3-287x287x600-3P	320009M	PB3G25S03	287x287x600	COARSE >40%	G3	3	1.25	850	30
SB-G3-287x592x600-3P	320010M	PB3G25S03	287x592x600	COARSE >40%	G3	3	2.5	1700	30
SB-G3-490x592x600-5P	320011M	PB3G25S05	490x592x600	COARSE >40%	G3	5	4.1	2800	30
SB-G3-592x592x600-6P	320012M	PB3G25S06	592x592x600	COARSE >40%	G3	6	5	3400	30
SB-G4-287x287x600-3P	320013M	PB4G25S03	287x287x600	COARSE >60%	G4	3	1.25	850	35
SB-G4-287x592x600-3P	320014M	PB4G25S03	287x592x600	COARSE >60%	G4	3	2.5	1700	35
SB-G4-490x592x600-5P	320015M	PB4G25S05	490x592x600	COARSE >60%	G4	5	4.1	2800	35
SB-G4-592x592x600-6P	320016M	PB4G25S06	592x592x600	COARSE >60%	G4	6	5	3400	35
SB-M5-287x287x360-3P	320017M	PB5G25S06	287x287x360	ePM10>50%	M5	3	0.75	850	50
SB-M5-592x592x360-3P	320018M	PB5G25S03	592x592x360	ePM10>50%	M5	3	1.5	1700	50
SB-M5-490x592x360-5P	320019M	PB5G25S05	490x592x360	ePM10>50%	M5	5	2.5	2800	50
SB-M5-592x592x360-6P	320020M	PB5G25S06	592x592x360	ePM10>50%	M5	6	3	3400	50
SB-M5-287x287x600-3P	320021M	PB5P25S03	287x287x600	ePM10>50%	M5	3	1.25	850	40
SB-M5-287x592x600-3P	320022M	PB5P25S03	287x592x600	ePM10>50%	M5	3	2.5	1700	40
SB-M5-490x592x600-5P	320023M	PB5P25S05	490x592x600	ePM10>50%	M5	5	4.1	2800	40
SB-M5-592x592x600-6P	320024M	PB5P25S06	592x592x600	ePM10>50%	M5	6	5	3400	40

Other options:
Frame: *Plastic (black - 25mm) / SS304 / SS316 / One-piece plastic (25mm).*
Header frame*: 20 mm*

Hygiene certification: BAG FILTER | VDI 6022 Blatt 1:2018, DIN 1946-4:2018, ISO 846:2019 Plastics, BS EN 17141:2020.

MADE IN TURKEY
Manufacturer: MGT

PreBag-PR



Model: RB1-G4-592x592x600-8P
RB: Rigid Bag-Plastic-connected
RB1: Rigid Bag-Plastic-one pcs
G4: Filter Class EN779-2012
592x592x600: Size WxLxD mm
8P: 8 Pockets







APPLICATIONS

- Conditioning, ventilation systems, power plants and turbo machines
- Used as pre-filter or second-stage filter
- Low start pressure drop
- High dust holding capacity
- Reduced operating costs
- Provides long service interval

Rigid Bag Filter

Frame: Plastic (Black) - P
One Piece Plastic (25 mm) - V
Header Frame: 25mm
Media: Rigid
Max. Temperature: 80°C
Relative Humidity: 100%

Filter Stage: I-II
Rec. Final Pres. Drop Acc.

- EN 779-2012: 250 Pa.
- ISO 16890: 200 Pa.

Model	P/N	MGT's Reference	Size WxLxD	Filter Class ISO 16890	Filter Class EN 779-2012	Area m^2	Bags	Air Flow m^3/h	Pressure Drop Pa.
RB-G4-287x592x360-3P	320401M	PB4P25R03	287x592x360	COARSE >60%	G4	1.5	3	850	35
RB-G4-287x592x360-4P	320402M	PB4P25R04	287x592x360	COARSE >60%	G4	2	4	1700	35
RB-G4-592x592x360-6P	320403M	PB4P25R06	592x592x360	COARSE >60%	G4	3	6	2800	35
RB1-G4-592x592x360-6P	320404M	PB4V25R06	592x592x360	COARSE >60%	G4	3	6	2800	35
RB-G4-592x592x360-8P	320405M	PB4P25R08	592x592x360	COARSE >60%	G4	4	8	3400	35
RB1-G4-592x592x360-8P	320406M	PB4V25R08	592x592x360	COARSE >60%	G4	4	8	3400	35
RB-G4-287x592x600-3P	320407M	PB4P25R03	287x592x600	COARSE >60%	G4	2.4	3	850	30
RB-G4-287x592x600-4P	320408M	PB4P25R04	287x592x600	COARSE >60%	G4	3.2	4	1700	30
RB-G4-592x592x600-6P	320409M	PB4P25R06	592x592x600	COARSE >60%	G4	4.8	6	2800	30
RB1-G4-592x592x600-6P	320410M	PB4V25R06	592x592x600	COARSE >60%	G4	4.8	6	2800	30
RB-G4-592x592x600-8P	320411M	PB4P25R08	592x592x600	COARSE >60%	G4	6.4	8	3400	30
RB1-G4-592x592x600-8P	320412M	PB4V25R08	592x592x600	COARSE >60%	G4	6.4	8	3400	30

Other options:
Frame: *Plastic (Black)/ Galvanized / SS304 / SS316 / One-piece plastic (25mm*
Header frame*: 20 mm*
Hygiene certification: BAG FILTER | VDI 6022 Blatt 1:2018, DIN 1946-4:2018, ISO 846:2019 Plastics, BS EN 17141:2020.

MADE IN TURKEY
Manufacturer: MGT

COMFORT FILTERS

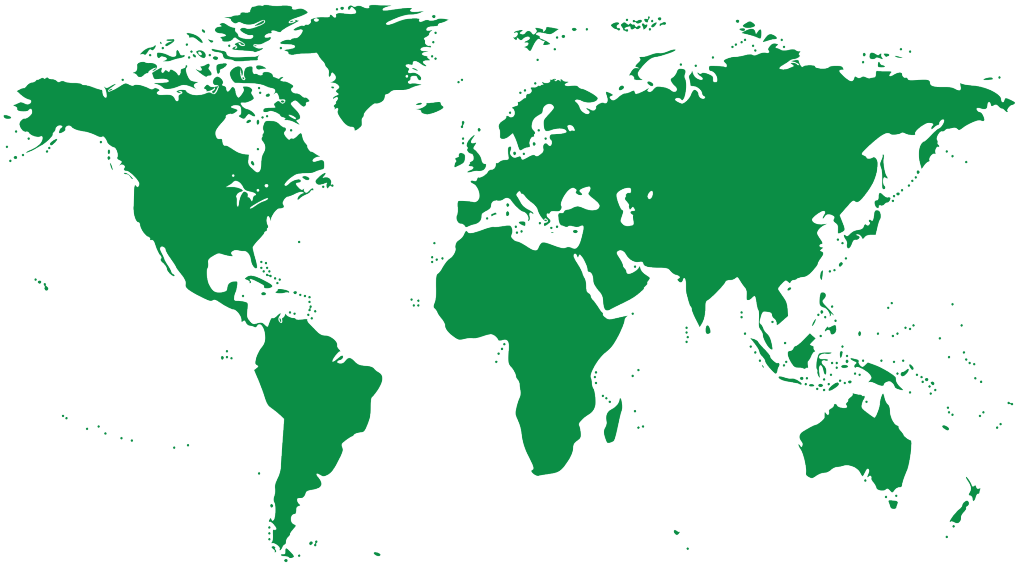



MADE IN TURKEY

Manufacturer: MGT

COMFORT FILTERS
INTERNATIONAL CLASSIFICATION

EN 779-2012 / ISO 16890

Group	Designation	European Filter Class	MERV Rating	Recomended Final Pressure Drop (Pa)	Averange Efficiency (Em) of 0,4µ Particles (%)	Minimum Efficiency for 0,4µ Particles (%)	NEW STANDARD ISO 16890		
		EN 779-2012	ASHRAE 52.2				ISO ePM1	ISO ePM2,5	ISO ePM10
MEDIUM	M	M5	MERV 9-10	450	40 ≤ Em < 60	-	-	-	> 50 %
		M6	MERV 11-12	450	60 ≤ Em < 80	-	-	> 50 %	> 60 %
FINE	F	F7	MERV 13	450	80 ≤ Em < 90	35	> 50 %	> 65 %	> 85 %
		F8	MERV 14	450	90 ≤ Em < 95	55	> 65 %	> 80 %	> 90 %
		F9	MERV 15	450	95 ≤ Em	70	> 80 %	> 95 %	> 95 %


Eurovent Certita CERTIFICATE N° 14.06.004 EUROVENT CERTIFIED PERFORMANCE
Air Filters / Filtres à Air
Granted on June 26, 2014 - Date 1ère admission 26 juin 2014
This document is valid at the date of issue - Check the current validity on: Document valable à la date d'émission - Vérifier la validité en cours sur : www.eurovent-certification.com
Participant/ Titulaire
MGT Filtre Sanayi ve Ticaret A.S.
Akçaburgaz Mah 319 SOK N°36
ESENYURT- STANBUL, Turkey
Paris, 18 août 2020
MANAGING BOARD MEMBER / MEMBRE DIRECTOIRE
1/ 2



Rigid Bag 65
Hi-Ca 66
S-Ca 67
SNano-Ca 68
AirPan 69
AirHF 71
AirPanHT350-A 73
HT250-HF 75
AV-HT350-292-G 76
AF4V (Black) 77
AV 79
AF4V (White) 83
AGT4V 85

MADE IN TURKEY

Manufacturer: MGT

Products



Bag Filters
Rigid Bag
Page 65



Bag Filters
Hi-Ca
Page 66



Bag Filters
S-Ca
Page 67



Bag Filters
SNano-Ca
Page 68



High Efficiency Panels
AirPan-PG
Page 69



High Efficiency Panels
AirPan-GG
Page 70



High Efficiency Panels
AirHF-PG
Page 71



High Efficiency Panels
AirHF-GG
Page 72



High Temparature Filters
AirPanHT350-A
Page 73



High Temperature Filter
HT250-HF
Page 75



High Temperature Filter
AV-HT350-292-G
Page 76



Compact Filters
AF4V-P
Page 77



Compact Filters
AV4V-G
Page 79



Compact Filters
AV
Page 81



Compact Filters
AF4V-P
Page 83



Compact Filters
Gas Turbine Series
AGT4V-P
Page 85

MADE IN TURKEY

Manufacturer: MGT

Rigid Bag



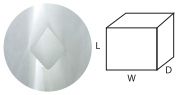

Model: RS-M5-592x592x600-8P
RS: Rigid Bag-Plastic-connected
RS1: Rigid Bag-Plastic-one pcs
M5: Filter Class EN779-2012
592x592x600: Size WxLxD mm
8P: 8 Pockets
Ref: MB5V25R08XX-0592-0592-600

APPLICATIONS

- In ventilation and air conditioning systems
- Fine filtering keeps airborne particles and aerosols
- Large filtration surface, high flow rate, low initial pressure drop
- Rigid pocket structure provides high filtration

Synthetic Rigid Bag Filters

Frame: Plastic (Black-25mm) - P
One Piece Plastic (25 mm) - V
Media: Rigid High Frequency
Header Frame: 25mm
Max. Temperature: 80°C
Relative Humidity: 100%
Filter Stage: II-III
Rec. Final Pres. Drop Acc.

- ISO 16890: 300 Pa.

Fire Resistance Class K1/F1 According to DIN53438

Model	P/N	MGT's Reference	Size WxLxD	Filter Class ISO 16890	Filter Class EN 779-2012	Bags	Area m2	Air Flow m3/h	Pressure Drop Pa.
RS-M5-287x592x600-3P	350001M	MB5P25R03XX	287x592x600	ePM10>50%	M5	3	2.40	1700	45
RS-M5-287x592x600-4P	350002M	MB5P25R04XX	287x592x600	ePM10>50%	M5	4	3.20	1700	45
RS-M5-592x592x600-6P	350003M	MB5P25R06XX	592x592x600	ePM10>50%	M5	6	4.80	3400	45
RS1-M5-592x592x600-6P	350004M	MB5V25R06XX	592x592x600	ePM10>50%	M5	6	4.80	3400	45
RS-M5-592x592x600-8P	350005M	MB5P25R08XX	592x592x600	ePM10>50%	M5	8	6.40	3400	45
RS1-M5-592x592x600-8P	350006M	MB5V25R08XX	592x592x600	ePM10>50%	M5	8	6.40	3400	45
RS-M6-287x592x600-3P	350007M	MB6P25R03XX	287x592x600	ePM10>60%	M6	3	2.40	1700	50
RS-M6-287x592x600-4P	350008M	MB6P25R04XX	287x592x600	ePM10>60%	M6	4	3.20	1700	50
RS-M6-592x592x600-6P	350009M	MB6P25R06XX	592x592x600	ePM10>60%	M6	6	4.80	3400	50
RS1-M6-592x592x600-6P	350010M	MB6V25R06XX	592x592x600	ePM10>60%	M6	6	4.80	3400	50
RS-M6-592x592x600-8P	350011M	MB6P25R08XX	592x592x600	ePM10>60%	M6	8	6.40	3400	50
RS1-M6-592x592x600-8P	350012M	MB6V25R08XX	592x592x600	ePM10>60%	M6	8	6.40	3400	50

Other options:

Filter depth: *360 mm*
Frame: *Plastic (Black-25mm)/ Galvanized / SS304 / SS316*
Header Frame: *20 mm*
Gasket type: *without gasket, Polyurethane, Rubber, EPDM*
Gasket Direction: *No, Air outlet, Air inlet, Both sides.*

Hygiene certification: BAG FILTER | VDI 6022 Blatt 1:2018, DIN 1946-4:2018, ISO 846:2019 Plastics, BS EN 17141:2020.
ATEX certification: AIR FILTERS |Product: It is suitable for the explosive hazardous are of zone 1 , 2 , 21 and 22.

MADE IN TURKEY
Manufacturer: MGT

Hi-Ca 635



APPLICATIONS

- In ventilation and air conditioning systems
- Fine filtering keeps airborne particles and aerosols
- Large filtration surface, high flow rate, low initial pressure drop
- Provides low operating costs

Glass Fiber Bag Filters

Frame: Galvanized
Media: Glass Fiber Media
Header Frame: 25mm
Max. Temperature: 80°C
Relative Humidity: 100%
Filter Stage: II-III
Rec. Final Pres. Drop Acc.

- EN 779-2012: 450 Pa.
- ISO 16890: 300 Pa.

Fire Resistance Class K1/F1 According to DIN53438

Model: HC-F7-592x592x635-8P
HC: Hi-Ca, Glass Fiber Media
F7: Filter Class EN779-2012
592x592x635: Size WxLxD mm
8P: 8 Pockets
Ref: MB7G25F08XX-0592-0592-635

Model	P/N	MGT's Reference	Size WxLxD	Filter Class ISO 16890	Filter Class EN 779-2012	Bags	Area m^2	Air Flow m^3/h	Pressure Drop Pa.
HC-M6-287x592x635-4P	311001M	MB6G25F04XX	287x592x635	ePM10>60%	M6	4	3.1	1700	70
HC-M6-287x592x635-5P	311002M	MB6G25F05XX	287x592x635	ePM10>60%	M6	5	4	1700	60
HC-M6-490x592x635-6P	311003M	MB6G25F06XX	490x592x635	ePM10>60%	M6	6	4.8	2800	70
HC-M6-490x592x635-8P	311004M	MB6G25F08XX	490x592x635	ePM10>60%	M6	8	6.4	2800	60
HC-M6-592x592x635-8P	311005M	MB6G25F08XX	592x592x635	ePM10>60%	M6	8	6.4	3400	70
HC-M6-592x592x635-10P	311006M	MB6G25F10XX	592x592x635	ePM10>60%	M6	10	8	3400	60
HC-F7-287x592x635-4P	311007M	MB7G25F04XX	287x592x635	ePM1>50%	F7	4	3.1	1700	95
HC-F7-287x592x635-5P	311008M	MB7G25F05XX	287x592x635	ePM1>50%	F7	5	4	1700	90
HC-F7-490x592x635-6P	311009M	MB7G25F06XX	490x592x635	ePM1>50%	F7	6	4.8	2800	95
HC-F7-490x592x635-8P	311010M	MB7G25F08XX	490x592x635	ePM1>50%	F7	8	6.4	2800	90
HC-F7-592x592x635-8P	311011M	MB7G25F08XX	592x592x635	ePM1>50%	F7	8	6.4	3400	95
HC-F7-592x592x635-10P	311012M	MB7G25F10XX	592x592x635	ePM1>50%	F7	10	8	3400	90
HC-F8-287x592x635-4P	311013M	MB8G25F04XX	287x592x635	ePM1>65%	F8	4	3.1	1700	150
HC-F8-287x592x635-5P	311014M	MB8G25F05XX	287x592x635	ePM1>65%	F8	5	4	1700	145
HC-F8-490x592x635-6P	311015M	MB8G25F06XX	490x592x635	ePM1>65%	F8	6	4.8	2800	155
HC-F8-490x592x635-8P	311016M	MB8G25F08XX	490x592x635	ePM1>65%	F8	8	6.4	2800	145
HC-F8-592x592x635-8P	311017M	MB8G25F08XX	592x592x635	ePM1>65%	F8	8	6.4	3400	150
HC-F8-592x592x635-10P	311018M	MB8G25F10XX	592x592x635	ePM1>65%	F8	10	8	3400	145

Other options:
Frame: *Plastic(Black-25mm)/ SS304/ SS316 / One-piece plastic (25mm).*
Header Frame: *20 mm*
Gasket type: *without gasket, Polyurethane, Rubber, EPDM*
Gasket Direction: *No, Air outlet, Air inlet, Both sides.*

Hygiene certification: BAG FILTER | VDI 6022 Blatt 1:2018, DIN 1946-4:2018, ISO 846:2019 Plastics, BS EN 17141:2020.

ATEX certification: AIR FILTERS |Product: It is suitable for the explosive hazardous are of zone 1 , 2 , 21 and 22.

MADE IN TURKEY

Manufacturer: MGT

S-Ca 635



APPLICATIONS

- In ventilation and air conditioning systems
- Fine filtering keeps airborne particles and aerosols
- Large filtration surface, high flow rate, low initial pressure drop
- Provides low operating costs

Synthetic Bag Filter

Frame: Galvanized
Media: Synthetic Media
Header Frame: 25mm
Fire Resistance Class: K1/F1 Acc. to DIN53438
Max. Temperature: 80°C
Relative Humidity: 100%
Filter Stage: II-III
Rec. Final Pres. Drop Acc.

- EN 779-2012: 450 Pa.
- ISO 16890: 300 Pa.

Model: SC-F7-592x592x635-8P
SC: S-Ca, Synthetic Media
F7: Filter Class EN779-2012
592x592x635: Size WxLxD mm
8P: 8 Pockets
Ref: MB7G25S08XX-0592-0592-635

Model	P/N	MGT's Reference	Size WxLxD	Filter Class ISO 16890	Filter Class EN 779-2012	Bags	Area m^2	Air Flow m^3/h	Pressure Drop Pa.
SC-M6-287x592x635-3P	330001M	MB6G25S03XX	287x592x635	ePM10>60%	M6	3	2.40	850	60
SC-M6-287x592x635-4P	330002M	MB6G25S04XX	287x592x635	ePM10>60%	M6	4	3.20	1100	55
SC-M6-490x592x635-5P	330003M	MB6G25S05XX	490x592x635	ePM10>60%	M6	5	4.00	1400	50
SC-M6-490x592x635-6P	330004M	MB6G25S06XX	490x592x635	ePM10>60%	M6	6	4.80	1700	60
SC-M6-592x592x635-6P	330005M	MB6G25S06XX	592x592x635	ePM10>60%	M6	6	4.80	1700	60
SC-M6-592x592x635-8P	330006M	MB6G25S08XX	592x592x635	ePM10>60%	M6	8	6.40	2550	55
SC-M6-592x592x635-10P	330007M	MB6G25S10XX	592x592x635	ePM10>60%	M6	10	8.00	3000	60
SC-F7-287x592x635-3P	330008M	MB7G25S03XX	287x592x635	ePM1>50%	F7	3	2.40	850	90
SC-F7-287x592x635-4P	330009M	MB7G25S04XX	287x592x635	ePM1>50%	F7	4	3.20	1100	85
SC-F7-490x592x635-5P	330010M	MB7G25S05XX	490x592x635	ePM1>50%	F7	5	4.00	1400	90
SC-F7-490x592x635-6P	330011M	MB7G25S06XX	490x592x635	ePM1>50%	F7	6	4.80	1700	90
SC-F7-592x592x635-6P	330012M	MB7G25S06XX	592x592x635	ePM1>50%	F7	6	4.80	1700	90
SC-F7-592x592x635-8P	330013M	MB7G25S08XX	592x592x635	ePM1>50%	F7	8	6.40	2550	85
SC-F7-592x592x635-10P	330014M	MB7G25S10XX	592x592x635	ePM1>50%	F7	10	8.00	3000	90
SC-F8-287x592x635-3P	330015M	MB8G25S03XX	287x592x635	ePM1>65%	F8	3	2.40	850	110
SC-F8-287x592x635-4P	330016M	MB8G25S04XX	287x592x635	ePM1>65%	F8	4	3.20	1100	100
SC-F8-490x592x635-5P	330017M	MB8G25S05XX	490x592x635	ePM1>65%	F8	5	4.00	1400	110
SC-F8-490x592x635-6P	330018M	MB8G25S06XX	490x592x635	ePM1>65%	F8	6	4.80	1700	100
SC-F8-592x592x635-6P	330019M	MB8G25S06XX	592x592x635	ePM1>65%	F8	6	4.80	1700	100
SC-F8-592x592x635-8P	330020M	MB8G25S08XX	592x592x635	ePM1>65%	F8	8	6.40	2550	100
SC-F8-592x592x635-10P	330021M	MB8G25S10XX	592x592x635	ePM1>65%	F8	10	8.00	3000	110

Other options:
Frame: *Plastic(Black-25mm)/ SS304/ SS316 / One-piece plastic (25mm)*
Header frame: *20 mm.*
Gasket type: *without gasket, Polyurethane, Rubber, EPDM*
Gasket Direction: *No, Air outlet, Air inlet, Both sides*

Hygiene certification: BAG FILTER | VDI 6022 Blatt 1:2018, DIN 1946-4:2018, ISO 846:2019 Plastics, BS EN 17141:2020.

ATEX certification: AIR FILTERS |Product: It is suitable for the explosive hazardous are of zone 1 , 2 , 21 and 22.

MADE IN TURKEY

Manufacturer: MGT

SNano-Ca 635



APPLICATIONS

- In ventilation and air conditioning systems
- Fine filtering keeps airborne particles and aerosols
- Large filtration surface, high flow rate, low initial pressure drop
- Provides low operating costs

Model: SN-F7-592x592x635-8P
SN: S-Nano, Synthetic Nanowave Media
F7: Filter Class EN779-2012
592x592x635: Size WxLxD mm
8P: 8 Pockets
Ref: MB7G25N08XX-0592-0592-635

Synthetic Nanowave BagFilter

Frame: Galvanized
Media: Synthetic Nanowave
Header Frame: 25mm
Fire Resistance Class: K1/F1 Acc. to DIN53438
Max. Temperature: 80°C
Relative Humidity: 100%
Filter Stage: II-III
Rec. Final Pres. Drop Acc.

- EN 779-2012: 450 Pa.
- ISO 16890: 300 Pa.

Fire Resistance Class: K1/F1 According to DIN53438

Model	P/N	MGT's Reference	Size WxLxD	Filter Class ISO 16890	Filter Class EN 779-2012	Bags	Area m^2	Air Flow m^3/h	Pressure Drop Pa.
SN-M6-287x592x635-4P	331001M	MB6G25N04	287x592x635	ePM10>60%	M6	4	3.00	1700	55
SN-M6-490x592x635-6P	331002M	MB6G25N06	490x592x635	ePM10>60%	M6	6	4.50	2800	55
SN-M6-592x592x635-8P	331003M	MB6G25N08	592x592x635	ePM10>60%	M6	8	6.00	3400	55
SN-M6-592x592x635-10P	331004M	MB6G25N10	592x592x635	ePM10>60%	M6	10	7.50	3400	50
SN-F7-287x592x635-4P	331005M	MB7G25N04	287x592x635	ePM1>50%	F7	4	3.80	1700	75
SN-F7-490x592x635-6P	331006M	MB7G25N06	490x592x635	ePM1>50%	F7	6	6.00	2800	75
SN-F7-592x592x635-8P	331007M	MB7G25N08	592x592x635	ePM1>50%	F7	8	6.00	3400	75
SN-F7-592x592x635-10P	331008M	MB7G25N10	592x592x635	ePM1>50%	F7	10	7.50	3400	70
SN-F8-287x592x635-4P	331009M	MB8G25N04	287x592x635	ePM1>65%	F8	4	3.80	1700	80
SN-F8-490x592x635-6P	331010M	MB8G25N06	490x592x635	ePM1>65%	F8	6	6.00	2800	80
SN-F8-592x592x635-8P	331011M	MB8G25N08	592x592x635	ePM1>65%	F8	8	7.50	3400	80
SN-F8-592x592x635-10P	331012M	MB8G25N10	592x592x635	ePM1>65%	F8	10	7.50	3400	75
SN-F9-287x592x635-4P	331013M	MB9G25N04	287x592x635	ePM1>80%	F9	4	3.80	1700	120
SN-F9-490x592x635-6P	331014M	MB9G25N06	490x592x635	ePM1>80%	F9	6	6.00	2800	120
SN-F9-592x592x635-8P	331015M	MB9G25N08	592x592x635	ePM1>80%	F9	8	7.50	3400	120
SN-F9-592x592x635-10P	331016M	MB9G25N10	592x592x635	ePM1>80%	F9	10	7.50	3400	115

Other options:
Frame: *One piece Plastic (25mm)/ Plastic (Black-25mm)/ Galvanized / SS304 / SS316*
Header frame: *20 mm.*
Gasket type: *without gasket, Polyurethane, Rubber, EPDM*
Gasket Direction: *No, Air outlet, Air inlet, Both sides.*

Hygiene certification: BAG FILTER | VDI 6022 Blatt 1:2018, DIN 1946-4:2018, ISO 846:2019 Plastics, BS EN 17141:2020.
ATEX certification: AIR FILTERS |Product: It is suitable for the explosive hazardous are of zone 1 , 2 , 21 and 22.

MADE IN TURKEY
Manufacturer: MGT

AirPan-PG



Model: AirPan-F7-592x592x048-PG-42
AirPan: AirPan Filter
F7: Filter Class EN779-2012
592x592x048: Size WxLxD mm
PG: Plastic Frame-Micro Glass Fibre
42: Pleat Depth mm
Ref: MN7PRK0XX-0592-0592-048

APPLICATIONS

- For high efficiency air filtration
- Reduced dimensions and high flow filter units
- Rigid structure provides excellent precision filtration

OPTIONS

- Optional protection grid
- Optional seal

Mini Pleated Compact Filters

Frame: Plastic
Media: Micro Glass Fiber
Max. Temperature: 80°C
Relative Humidity: 100%
Stage: II-III

Rec. Final Pres. Drop Acc.
- EN 779-2012: 450 Pa.
- ISO 16890: 300 Pa.

Fire Resistance Class: K1/F1 According to DIN53438

Model	P/N	MGT's Reference	Size WxLxD	Filter Class ISO 16890	Filter Class EN 779-2012	Panel Depth mm	Area m^2	Air Flow m^3/h	Pressure Drop Pa.
AirPan-M6-287x592x048-PG-42	271501M	MN6PRK0XX	287x592x048	ePM10>50%	M6	42	2.85	1000	80
AirPan-M6-492x592x048-PG-42	271502M	MN6PRK0XX	492x592x048	ePM10>50%	M6	42	5.00	1600	80
AirPan-M6-592x592x048-PG-42	271503M	MN6PRK0XX	592x592x048	ePM10>50%	M6	42	6.00	2000	80
AirPan-F7-287x592x048-PG-42	271504M	MN7PRK0XX	287x592x048	ePM1>50%	F7	42	2.85	1000	100
AirPan-F7-492x592x048-PG-42	271505M	MN7PRK0XX	492x592x048	ePM1>50%	F7	42	5.00	1600	100
AirPan-F7-592x592x048-PG-42	271506M	MN7PRK0XX	592x592x048	ePM1>50%	F7	42	6.00	2000	100
AirPan-F8-287x592x048-PG-42	271507M	MN8PRK0XX	287x592x048	ePM1>65%	F8	42	2.85	1000	120
AirPan-F8-492x592x048-PG-42	271508M	MN8PRK0XX	492x592x048	ePM1>65%	F8	42	5.00	1600	120
AirPan-F8-592x592x048-PG-42	271509M	MN8PRK0XX	592x592x048	ePM1>65%	F8	42	6.00	2000	120
AirPan-F9-287x592x048-PG-42	271510M	MN9PRK0XX	287x592x048	ePM1>80%	F9	42	2.85	1000	150
AirPan-F9-492x592x048-PG-42	271511M	MN9PRK0XX	492x592x048	ePM1>80%	F9	42	5.00	1600	150
AirPan-F9-592x592x048-PG-42	271512M	MN9PRK0XX	592x592x048	ePM1>80%	F9	42	6.00	2000	150
AirPan-M6-287x592x096-PG-90	271401M	MN6PRL0XX	287x592x096	ePM10>50%	M6	90	5.50	1250	85
AirPan-M6-492x592x096-PG-90	271402M	MN6PRL0XX	492x592x096	ePM10>50%	M6	90	9.00	2100	85
AirPan-M6-592x592x096-PG-90	271403M	MN6PRL0XX	592x592x096	ePM10>50%	M6	90	11.00	2900	85
AirPan-F7-287x592x096-PG-90	271404M	MN7PRL0XX	287x592x096	ePM1>50%	F7	90	5.50	1250	100
AirPan-F7-492x592x096-PG-90	271405M	MN7PRL0XX	492x592x096	ePM1>50%	F7	90	9.00	2100	100
AirPan-F7-592x592x096-PG-90	271406M	MN7PRL0XX	592x592x096	ePM1>50%	F7	90	11.00	2900	100
AirPan-F8-287x592x096-PG-90	271407M	MN8PRL0XX	287x592x096	ePM1>65%	F8	90	5.50	1250	115
AirPan-F8-492x592x096-PG-90	271408M	MN8PRL0XX	492x592x096	ePM1>65%	F8	90	9.00	2100	115
AirPan-F8-592x592x096-PG-90	271409M	MN8PRL0XX	592x592x096	ePM1>65%	F8	90	11.00	2900	115
AirPan-F9-287x592x096-PG-90	271410M	MN9PRL0XX	287x592x096	ePM1>80%	F9	90	5.50	1250	130
AirPan-F9-492x592x096-PG-90	271411M	MN9PRL0XX	492x592x096	ePM1>80%	F9	90	9.00	2100	130
AirPan-F9-592x592x096-PG-90	271412M	MN9PRL0XX	592x592x096	ePM1>80%	F9	90	11.00	2900	130

Other options:
Media: Synthetic . Frame Thickness: 48 - 88 - 96 mm
Gasket type: without gasket, Polyurethane, Rubber, EPDM
Gasket Direction: No, Air outlet, Air inlet, Both sides.

Hygiene certification: HYGIENIC EQUIPMENT | VDI 6022 Blatt 1:2018, DIN 1946-4:2018, ISO 846:2019 Plastics, BS EN 17141:2020.

ATEX certification: AIR FILTERS |Product: It is suitable for the explosive hazardous are of zone 1 , 2 , 21 and 22.

MADE IN TURKEY
Manufacturer: MGT

AirPan-GG





Model: AirPan-F7-592x592x096-GG-90
AirPan: AirPan Filter
F7: Filter Class EN779-2012
592x592x096: Size WxLxD mm
GG: Galvanized Frame-Micro Glass Fibre
90: Pleat Depth mm
Ref: MN7GRL0XX-0592-0592-096

APPLICATIONS

- For high efficiency air filtration
- Reduced dimensions and high flow filter units
- Rigid structure provides excellent precision filtration

OPTIONS

- Optional protection grid & Gasket
- Optional all dimensions frame thickness

Mini Pleated Compact Filters

Frame: Galvanized
Media: Micro Glass Fiber
Max. Temperature: 80°C
Relative Humidity: 100%

Stage: II-III
Rec. Final Pres. Drop Acc.
- EN 779-2012: 450 Pa.
- ISO 16890: 300 Pa.

Fire Resistance Class: K1/F1 According to DIN53438

Model	P/N	MGT's Reference	Size WxLxD	Filter Class ISO 16890	Filter Class EN 779-2012	Panel Depth mm	Area m^2	Air Flow m^3/h	Pressure Drop Pa.
AirPan-M6-287x592x048-GG-42	273001M	MN6GRK0XX	287x592x048	ePM10>60%	M6	42	2.85	1000	80
AirPan-M6-492x592x048-GG-42	273002M	MN6GRK0XX	492x592x048	ePM10>60%	M6	42	5.00	1600	80
AirPan-M6-592x592x048-GG-42	273003M	MN6GRK0XX	592x592x048	ePM10>60%	M6	42	6.00	2000	80
AirPan-F7-287x592x048-GG-42	273004M	MN7GRK0XX	287x592x048	ePM1>50%	F7	42	2.85	1000	100
AirPan-F7-492x592x048-GG-42	273005M	MN7GRK0XX	492x592x048	ePM1>50%	F7	42	5.00	1600	100
AirPan-F7-592x592x048-GG-42	273006M	MN7GRK0XX	592x592x048	ePM1>50%	F7	42	6.00	2000	100
AirPan-F8-287x592x048-GG-42	273007M	MN8GRK0XX	287x592x048	ePM1>65%	F8	42	2.85	1000	120
AirPan-F8-492x592x048-GG-42	273008M	MN8GRK0XX	492x592x048	ePM1>65%	F8	42	5.00	1600	120
AirPan-F8-592x592x048-GG-42	273009M	MN8GRK0XX	592x592x048	ePM1>65%	F8	42	6.00	2000	120
AirPan-F9-287x592x048-GG-42	273010M	MN9GRK0XX	287x592x048	ePM1>80%	F9	42	2.85	1000	150
AirPan-F9-492x592x048-GG-42	273011M	MN9GRK0XX	492x592x048	ePM1>80%	F9	42	5.00	1600	150
AirPan-F9-592x592x048-GG-42	273012M	MN9GRK0XX	592x592x048	ePM1>80%	F9	42	6.00	2000	150
AirPan-M6-287x592x096-GG-90	274001M	MN6GRL0XX	287x592x096	ePM10>60%	M6	90	5.50	1450	80
AirPan-M6-492x592x096-GG-90	274002M	MN6GRL0XX	492x592x096	ePM10>60%	M6	90	9.00	2400	80
AirPan-M6-592x592x096-GG-90	274003M	MN6GRL0XX	592x592x096	ePM10>60%	M6	90	11.00	2900	80
AirPan-F7-287x592x096-GG-90	274004M	MN7GRL0XX	287x592x096	ePM1>50%	F7	90	5.50	1450	90
AirPan-F7-492x592x096-GG-90	274005M	MN7GRL0XX	492x592x096	ePM1>50%	F7	90	9.00	2400	90
AirPan-F7-592x592x096-GG-90	274006M	MN7GRL0XX	592x592x096	ePM1>50%	F7	90	11.00	2900	90
AirPan-F8-287x592x096-GG-90	274007M	MN8GRL0XX	287x592x096	ePM1>65%	F8	90	5.50	1450	105
AirPan-F8-492x592x096-GG-90	274008M	MN8GRL0XX	492x592x096	ePM1>65%	F8	90	9.00	2400	105
AirPan-F8-592x592x096-GG-90	274009M	MN8GRL0XX	592x592x096	ePM1>65%	F8	90	11.00	2900	105
AirPan-F9-287x592x096-GG-90	274010M	MN9GRL0XX	287x592x096	ePM1>80%	F9	90	5.50	1450	150
AirPan-F9-492x592x096-GG-90	274011M	MN9GRL0XX	492x592x096	ePM1>80%	F9	90	9.00	2400	150
AirPan-F9-592x592x096-GG-90	274012M	MN9GRL0XX	592x592x096	ePM1>80%	F9	90	11.00	2900	150

Other options:

Media: *High Heat, Synthetic.* **Frame:** *Aluminum, Cardboard, SS 304.* **Surface grid:** *without grid, clean side grid, double side grid.*

Gasket type: *without gasket, Polyurethane, Rubber, EPDM.* **Gasket Direction:** *No, Air outlet, Air inlet, Both sides.*

Hygiene certification: HYGIENIC EQUIPMENT | VDI 6022 Blatt 1:2018, DIN 1946-4:2018, ISO 846:2019 Plastics, BS EN 17141:2020.

ATEX certification: AIR FILTERS |Product: It is suitable for the explosive hazardous are of zone 1 , 2 , 21 and 22.

MADE IN TURKEY

Manufacturer: MGT

AirHF-PG





Model: AirHF-F7-592x592x130-PG-58
AirHF: AirHF Filter (Header Frame)
F7: Filter Class EN779-2012
592x592x58: Size WxLxD mm
PG: Plastic Frame-Micro Glass Fibre
58: Pleat Depth mm
Ref: MC7PRMT1XX-0592-0592-130

APPLICATIONS

- For high efficiency air filtration
- Reduced dimensions and high flow filter units
- Rigid structure provides excellent precision filtration

OPTIONS

- Optional protection grid
- Optional seal

Mini Pleated Compact Filters

Frame: Plastic
Media: Micro Glass Fibre
Flange Type: Single Flange (25mm)
Surface Grid: Face Grid Air Outlet
Max. Temperature: 80°C

Relative Humidity: 100%
Filter Stage: II-III
Rec. Final Pres. Drop Acc.
- EN 779-2012: 450 Pa.
- ISO 16890: 300 Pa.

Fire Resistance Class: K1/F1 According to DIN53438

Model	P/N	MGT's Reference	Size WxLxD	Filter Class ISO 16890	Filter Class EN 779-2012	Panel Depth mm	Area m^2	Air Flow m^3/h	Pressure Drop Pa.
AirHF-M6-287x592x130-PG-100	212101M	MC6PRLT1XX	287x592x130	ePM10>60%	M6	100	6.00	1700	100
AirHF-M6-492x592x130-PG-100	212102M	MC6PRLT1XX	490x592x130	ePM10>60%	M6	100	12.00	2800	100
AirHF-M6-592x592x130-PG-100	212103M	MC6PRLT1XX	592x592x130	ePM10>60%	M6	100	14.00	3400	100
AirHF-F7-287x592x130-PG-100	212104M	MC7PRLT1XX	287x592x130	ePM1>50%	F7	100	6.00	1700	130
AirHF-F7-490x592x130-PG-100	212105M	MC7PRLT1XX	490x592x130	ePM1>50%	F7	100	12.00	2800	130
AirHF-F7-592x592x130-PG-100	212106M	MC7PRLT1XX	592x592x130	ePM1>50%	F7	100	14.00	3400	130
AirHF-F8-287x592x130-PG-100	212107M	MC8PRLT1XX	287x592x130	ePM1>65%	F8	100	6.00	1700	150
AirHF-F8-490x592x130-PG-100	212108M	MC8PRLT1XX	490x592x130	ePM1>65%	F8	100	12.00	2800	150
AirHF-F8-592x592x130-PG-100	212109M	MC8PRLT1XX	592x592x130	ePM1>65%	F8	100	14.00	3400	150
AirHF-F9-287x592x130-PG-100	212110M	MC9PRLT1XX	287x592x130	ePM1>80%	F9	100	6.00	1700	170
AirHF-F9-490x592x130-PG-100	212111M	MC9PRLT1XX	490x592x130	ePM1>80%	F9	100	12.00	2800	170
AirHF-F9-592x592x130-PG-100	212112M	MC9PRLT1XX	592x592x130	ePM1>80%	F9	100	14.00	3400	170
AirHF-M6-287x592x130-PG-58	213101M	MC6PRMT1XX	287x592x130	ePM10>60%	M6	58	3.20	1125	60
AirHF-M6-490x592x130-PG-58	213102M	MC6PRMT1XX	490x592x130	ePM10>60%	M6	58	5.20	1800	60
AirHF-M6-592x592x130-PG-58	213103M	MC6PRMT1XX	592x592x130	ePM10>60%	M6	58	6.50	2250	60
AirHF-F7-287x592x130-PG-58	213104M	MC7PRMT1XX	287x592x130	ePM1>50%	F7	58	3.20	1125	80
AirHF-F7-490x592x130-PG-58	213105M	MC7PRMT1XX	490x592x130	ePM1>50%	F7	58	5.20	1800	80
AirHF-F7-592x592x130-PG-58	213106M	MC7PRMT1XX	592x592x130	ePM1>50%	F7	58	6.50	2250	80
AirHF-F8-287x592x130-PG-58	213107M	MC8PRMT1XX	287x592x130	ePM1>65%	F8	58	3.20	1125	110
AirHF-F8-490x592x130-PG-58	213108M	MC8PRMT1XX	490x592x130	ePM1>65%	F8	58	5.20	1800	110
AirHF-F8-592x592x130-PG-58	213109M	MC8PRMT1XX	592x592x130	ePM1>65%	F8	58	6.50	2250	110
AirHF-F9-287x592x130-PG-58	213110M	MC9PRMT1XX	287x592x130	ePM1>80%	F9	58	3.20	1125	150
AirHF-F9-490x592x130-PG-58	213111M	MC9PRMT1XX	490x592x130	ePM1>80%	F9	58	5.20	1800	150
AirHF-F9-592x592x130-PG-58	213112M	MC9PRMT1XX	592x592x130	ePM1>80%	F9	58	6.50	2250	150

Other options: *protection grid, seal*
Media: *Synthetic.* **Pleat Depth:** *48 - 58 - 75 - 100 mm.* **Flange type:** *20mm Single Flange.*
Surface grid: *without grid, Face grid air outlet, double side with grids.*
Gasket type: *without gasket, Polyurethane, Rubber, EPDM.* **Gasket Direction:** *No, Air outlet, Air inlet, Both sides.*

Hygiene certification: HYGIENIC EQUIPMENT | VDI 6022 Blatt 1:2018, DIN 1946-4:2018, ISO 846:2019 Plastics, BS EN 17141:2020.

MADE IN TURKEY
Manufacturer: MGT

AirHF-GG



Model: AirHF-F7-592x592x150-GG-100
AirHF: AirHF Filter (Header Frame)
F7: Filter Class EN779-2012
592x592x150: Size WxLxD mm
GG: Galvanized Frame-Micro Glass Fibre
100: Pleat Depth mm
Ref: MC7GRLT1XX-0592-0592-150

APPLICATIONS

- For high efficiency air filtration
- Reduced dimensions and high flow filter units
- Rigid structure provides excellent precision filtration

OPTIONS

- Optional protection grid
- Optional seal

Mini Pleated Compact Filters

Frame: Galvanized
Media: Micro Glass Fibre
Flange Type: 25mm Single Flange
Surface Grid: Face Grid Air Outlet
Max. Temperature: 80°C

Relative Humidity: 100%
Stage: II-III
Rec. Final Pres. Drop Acc.
- EN 779-2012: 450 Pa.
- ISO 16890: 300 Pa.

Fire Resistance Class: K1/F1 According to DIN53438

Model	P/N	MGT's Reference	Size WxLxD	Filter Class ISO 16890	Filter Class EN 779-2012	Panel Depth mm	Area m²	Air Flow m³/h	Pressure Drop Pa.
AirHF-M6-287x592x150-GG-100	212001M	MC6GRLT1XX	287x592x150	ePM10>60%	M6	100	6.00	1700	100
AirHF-M6-492x592x150-GG-100	212002M	MC6GRLT1XX	492x592x150	ePM10>60%	M6	100	12.00	2800	100
AirHF-M6-592x592x150-GG-100	212003M	MC6GRLT1XX	592x592x150	ePM10>60%	M6	100	14.00	3400	100
AirHF-F7-287x592x150-GG-100	212004M	MC7GRLT1XX	287x592x150	ePM1>50%	F7	100	6.00	1700	130
AirHF-F7-490x592x150-GG-100	212005M	MC7GRLT1XX	490x592x150	ePM1>50%	F7	100	12.00	2800	130
AirHF-F7-592x592x150-GG-100	212006M	MC7GRLT1XX	592x592x150	ePM1>50%	F7	100	14.00	3400	130
AirHF-F8-287x592x150-GG-100	212007M	MC8GRLT1XX	287x592x150	ePM1>65%	F8	100	6.00	1700	150
AirHF-F8-490x592x150-GG-100	212008M	MC8GRLT1XX	490x592x150	ePM1>65%	F8	100	12.00	2800	150
AirHF-F8-592x592x150-GG-100	212009M	MC8GRLT1XX	592x592x150	ePM1>65%	F8	100	14.00	3400	150
AirHF-F9-287x592x150-GG-100	212010M	MC9GRLT1XX	287x592x150	ePM1>80%	F9	100	6.00	1700	170
AirHF-F9-490x592x150-GG-100	212011M	MC9GRLT1XX	490x592x150	ePM1>80%	F9	100	12.00	2800	170
AirHF-F9-592x592x150-GG-100	212012M	MC9GRLT1XX	592x592x150	ePM1>80%	F9	100	14.00	3400	170
AirHF-M6-287x592x150-GG-58	212013M	MC6GRMT1XX	287x592x150	ePM10>60%	M6	58	3.20	1125	60
AirHF-M6-492x592x150-GG-58	212014M	MC6GRMT1XX	492x592x150	ePM10>60%	M6	58	5.20	1800	60
AirHF-M6-592x592x150-GG-58	212015M	MC6GRMT1XX	592x592x150	ePM10>60%	M6	58	6.50	2250	60
AirHF-F7-287x592x150-GG-58	212016M	MC7GRMT1XX	287x592x150	ePM1>50%	F7	58	3.20	1125	80
AirHF-F7-490x592x150-GG-58	212017M	MC7GRMT1XX	490x592x150	ePM1>50%	F7	58	5.20	1800	80
AirHF-F7-592x592x150-GG-58	212018M	MC7GRMT1XX	592x592x150	ePM1>50%	F7	58	6.50	2250	80
AirHF-F8-287x592x150-GG-58	212019M	MC8GRMT1XX	287x592x150	ePM1>65%	F8	58	3.20	1125	110
AirHF-F8-490x592x150-GG-58	212020M	MC8GRMT1XX	490x592x150	ePM1>65%	F8	58	5.20	1800	110
AirHF-F8-592x592x150-GG-58	212021M	MC8GRMT1XX	592x592x150	ePM1>65%	F8	58	6.50	2250	110
AirHF-F9-287x592x150-GG-58	212022M	MC9GRMT1XX	287x592x150	ePM1>80%	F9	58	3.20	1125	150
AirHF-F9-490x592x150-GG-58	212023M	MC9GRMT1XX	490x592x150	ePM1>80%	F9	58	5.20	1800	150
AirHF-F9-592x592x150-GG-58	212024M	MC9GRMT1XX	592x592x150	ePM1>80%	F9	58	6.50	2250	150

Option:
Frame: *Aluminum, SS304. SS316.* **Media:** *Synthetic, High Heat ;* **Plear Depth:** *48 - 58 - 75 - 100 - 135 mm,*
Flange Type: *Without, 25mm Single, 25mm Double, 20mm Single, 20mm Double, Custom size*
Surface grid: *without grid, Face grid air outlet, double side with grids.*
Gasket type: *without gasket, Polyurethane, Rubber, EPDM.* **Gasket Direction:** *No, Air outlet, Air inlet, Both sides.*

Hygiene certification: HYGIENIC EQUIPMENT | VDI 6022 Blatt 1:2018, DIN 1946-4:2018, ISO 846:2019 Plastics, BS EN 17141:2020.

MADE IN TURKEY
Manufacturer: MGT

AirPanHT350-A





Model: AirPanHT350-F8-610x610x48-A
AirPanHT350: AirPanel High Temperature Filter (350°C)
F8: Filter Class EN779-2012
592x592x48: Size WxLxD mm
A: Aluminum Frame

APPLICATIONS

- Automotive Industry

ADVANTAGES

- High Efficiency
- Energy Saving

350°C
SILICONE FREE

High Temperature Filters

Frame: Aluminum
Media: Up to 350°C
Pleat Depth: 26-48
Flange Type: Without
Gasket direction: Air outlet
Gasket type: Cord Gasket

Max. Temperature: 350°C
Relative Humidity: 100%
Filter Stage: II-III
Rec. Final Pres. Drop Acc.

- EN779-2012: 450 Pa.
- ISO 16890: 300 Pa.

Model	P/N	MGT's Reference	Filter Class ISO 16890	Filter Class EN 779-2012	Size WxLxD	Air Flow/ Pressure Drop $m^3/h/Pa$	Area m^2
AirPanHT350-M6-457x915x30-A	279901M	HTM6AYKNCC	ISO ePM10 60%	M6	457x915x30	2130/60	4
AirPanHT350-M6-480x480x30-A	279902M	HTM6AYKNCC	ISO ePM10 60%	M6	480x480x30	1180/60	2.3
AirPanHT350-M6-610x610x30-A	279903M	HTM6AYKNCC	ISO ePM10 60%	M6	610x610x30	1900/60	3.6
AirPanHT350-M6-610x915x30-A	279904M	HTM6AYKNCC	ISO ePM10 60%	M6	610x915x30	2850/60	5.4
AirPanHT350-F8-457x915x30-A	279905M	HTM8AYKNCC	ISO ePM1 65%	F8	457x915x30	1800/100	4
AirPanHT350-F8-480x480x30-A	279906M	HTM8AYKNCC	ISO ePM1 65%	F8	480x480x30	990/100	2.3
AirPanHT350-F8-610x610x30-A	279907M	HTM8AYKNCC	ISO ePM1 65%	F8	610x610x30	1600/100	3.6
AirPanHT350-F8-610x915x30-A	279908M	HTM8AYKNCC	ISO ePM1 65%	F8	610x915x30	2400/100	5.4
AirPanHT350-M6-457x915x40-A	279909M	HTM6AYKNCC	ISO ePM10 60%	M6	457x915x40	2130/60	6.05
AirPanHT350-M6-480x480x40-A	279910M	HTM6AYKNCC	ISO ePM10 60%	M6	480x480x40	1180/60	3.3
AirPanHT350-M6-610x610x40-A	279911M	HTM6AYKNCC	ISO ePM10 60%	M6	610x610x40	1900/60	5.4
AirPanHT350-M6-610x915x40-A	279912M	HTM6AYKNCC	ISO ePM10 60%	M6	610x915x40	2850/60	8.1
AirPanHT350-F8-457x915x40-A	279913M	HTM8AYKNCC	ISO ePM1 65%	F8	457x915x40	1800/100	6.05
AirPanHT350-F8-480x480x40-A	279914M	HTM8AYKNCC	ISO ePM1 65%	F8	480x480x40	990/100	3.3
AirPanHT350-F8-610x610x40-A	279915M	HTM8AYKNCC	ISO ePM1 65%	F8	610x610x40	1600/100	5.4
AirPanHT350-F8-610x915x40-A	279916M	HTM8AYKNCC	ISO ePM1 65%	F8	610x915x40	2400/100	8.1

Other Options:
Media: *Up to 270°C ;* **Flange Type:** custom size
Gasket direction: *No, Air Outlet, Air Inlet*

Hygiene certification: HYGIENIC EQUIPMENT | VDI 6022 Blatt 1:2018, DIN 1946-4:2018, ISO 846:2019 Plastics, BS EN 17141:2020.
ATEX certification: AIR FILTERS |Product: It is suitable for the explosive hazardous are of zone 1 , 2 , 21 and 22.

MADE IN TURKEY
Manufacturer: MGT

Model	P/N	MGT's Reference	Filter Class ISO 16890	Filter Class EN 779-2012	Size WxLxD	Air Flow/ Pressure Drop $m^3/h/Pa$	Area m^2
AirPanHT350-M6-457x915x48-A	279917M	HTM6AYKNCC	ISO ePM10 60%	M6	457x915x48	2465/75	7.3
AirPanHT350-M6-480x480x48-A	279918M	HTM6AYKNCC	ISO ePM10 60%	M6	480x480x48	1365/75	4
AirPanHT350-M6-610x610x48-A	279919M	HTM6AYKNCC	ISO ePM10 60%	M6	610x610x48	2200/75	6.5
AirPanHT350-M6-610x915x48-A	279920M	HTM6AYKNCC	ISO ePM10 60%	M6	610x915x48	3300/75	9.7
AirPanHT350-F8-457x915x48-A	279921M	HTM8AYKNCC	ISO ePM1 65%	F8	457x915x48	2025/100	7.3
AirPanHT350-F8-480x480x48-A	279922M	HTM8AYKNCC	ISO ePM1 65%	F8	480x480x48	1115/100	4
AirPanHT350-F8-610x610x48-A	279923M	HTM8AYKNCC	ISO ePM1 65%	F8	610x610x48	1800/100	6.5
AirPanHT350-F8-610x915x48-A	279924M	HTM8AYKNCC	ISO ePM1 65%	F8	610x915x48	2700/100	9.7
AirPanHT350-M6-457x915x55-A	279925M	HTM6AYKNCC	ISO ePM10 60%	M6	457x915x55	2800/90	8.5
AirPanHT350-M6-480x480x55-A	279926M	HTM6AYKNCC	ISO ePM10 60%	M6	480x480x55	1550/90	4.6
AirPanHT350-M6-610x610x55-A	279927M	HTM6AYKNCC	ISO ePM10 60%	M6	610x610x55	2500/90	7.5
AirPanHT350-M6-610x915x55-A	279928M	HTM6AYKNCC	ISO ePM10 60%	M6	610x915x55	3750/90	11.25
AirPanHT350-F8-457x915x55-A	279929M	HTM8AYKNCC	ISO ePM1 65%	F8	457x915x55	2250/100	8.5
AirPanHT350-F8-480x480x55-A	279930M	HTM8AYKNCC	ISO ePM1 65%	F8	480x480x55	1240/100	4.6
AirPanHT350-F8-610x610x55-A	279931M	HTM8AYKNCC	ISO ePM1 65%	F8	610x610x55	2000/100	7.5
AirPanHT350-F8-610x915x55-A	279932M	HTM8AYKNCC	ISO ePM1 65%	F8	610x915x55	3000/100	11.25
AirPanHT350-M6-457x915x78-A	279933M	HTM6AYKNCC	ISO ePM10 60%	M6	457x915x78	2800/90	8.5
AirPanHT350-M6-480x480x78-A	279934M	HTM6AYKNCC	ISO ePM10 60%	M6	480x480x78	1550/90	4.6
AirPanHT350-M6-610x610x78-A	279935M	HTM6AYKNCC	ISO ePM10 60%	M6	610x610x78	2500/90	7.5
AirPanHT350-M6-610x915x78-A	279936M	HTM6AYKNCC	ISO ePM10 60%	M6	610x915x78	3750/90	11.25
AirPanHT350-F8-457x915x78-A	279937M	HTM8AYKNCC	ISO ePM1 65%	F8	457x915x78	2250/100	8.5
AirPanHT350-F8-480x480x78-A	279938M	HTM8AYKNCC	ISO ePM1 65%	F8	480x480x78	1240/100	4.6
AirPanHT350-F8-610x610x78-A	279939M	HTM8AYKNCC	ISO ePM1 65%	F8	610x610x78	2000/100	7.5
AirPanHT350-F8-610x915x78-A	279940M	HTM8AYKNCC	ISO ePM1 65%	F8	610x915x78	3000/100	11.25

Other Options:

Media: *Up to 270°C ;* **Flange Type:** custom size

Gasket direction: *No, Air Outlet, Air Inlet*

Hygiene certification: HYGIENIC EQUIPMENT | VDI 6022 Blatt 1:2018, DIN 1946-4:2018, ISO 846:2019 Plastics, BS EN 17141:2020.

ATEX certification: AIR FILTERS |Product: It is suitable for the explosive hazardous are of zone 1 , 2 , 21 and 22.

MADE IN TURKEY

Manufacturer: MGT

HT250-HF



EUROVENT CERTIFIED PERFORMANCE www.eurovent-certification.com



Model: HT250-HF-F8-595x595x292-01/00-GAL-13
HT250-HF: High Temperature-Header Frame
F8: Filter Class EN779-2012
595x595x292: Size WxLxD mm
01/00: Gasket Air Outlet/ Without Grid
GAL-13: Galvanized Frame-Area m²
Ref: MA8GR8T0YC-0595-0595-292

APPLICATIONS

- High temperature resistant Aluminium separator
- In high-flow filter unit applications
- Low initial pressure drop
- Optional gasket, flange, protection grid wire

Aluminium Seperator Filters

Frame: Galvanized
Media: Micro Glass Fiber
Flange Type: 25mm Single
Surface Grid: Without Grid
Gasket Type: High Heat Gasket
Gasket Direction: Air Outlet
Seperator Depth: 8mm/ 5mm

Max. Temperature: 250-350°C
Relative Humidity: 100%
Filter Stage: II-III
Rec. Final Pres. Drop Acc.
- EN 779-2012: 450 Pa.
- ISO 16890: 300 Pa.

Fire Resistance Class: K1/F1 According to DIN53438

Model	P/N	MGT's Reference	Size WxLxD	Filter Class ISO 16890	Filter Class EN779-2012	Seperator Depth mm	Area m²	Air Flow m³/h	Pressure Drop Pa.
HT250-HF-M6-287x592x292-01/00-GAL-6	213501M	MA6GR8T0YC	287x592x292	ePM10>60%	M6	8	6.00	1700	120
HT250-HF-M6-592x592x292-01/00-GAL-13	213502M	MA6GR8T0YC	592x592x292	ePM10>60%	M6	8	13.00	3400	120
HT250-HF-F7-287x592x292-01/00-GAL-6	213503M	MA7GR8T0YC	287x592x292	ePM1>50%	F7	8	6.00	1700	140
HT250-HF-F7-592x592x292-01/00-GAL-13	213504M	MA7GR8T0YC	592x592x292	ePM1>50%	F7	8	13.00	3400	140
HT250-HF-F8-287x592x292-01/00-GAL-6	213505M	MA8GR8T0YC	287x592x292	ePM1>65%	F8	8	6.00	1700	150
HT250-HF-F8-592x592x292-01/00-GAL-13	213506M	MA8GR8T0YC	592x592x292	ePM1>65%	F8	8	13.00	3400	150
HT250-HF-M6-287x592x150-01/00-GAL-3	213507M	MA6GR8T0YC	287x592x150	ePM10>60%	M6	8	3.00	750	35
HT250-HF-M6-592x592x150-01/00-GAL-6	213508M	MA6GR8T0YC	592x592x150	ePM10>60%	M6	8	5.50	1500	35
HT250-HF-F7-287x592x150-01/00-GAL-3	213509M	MA7GR8T0YC	287x592x150	ePM1>50%	F7	8	3.00	750	45
HT250-HF-F7-592x592x150-01/00-GAL-6	213510M	MA7GR8T0YC	592x592x150	ePM1>50%	F7	8	5.50	1500	45
HT250-HF-F8-287x592x150-01/00-GAL-3	213511M	MA8GR8T0YC	287x592x150	ePM1>65%	F8	8	3.00	750	55
HT250-HF-F8-592x592x150-01/00-GAL-6	213512M	MA8GR8T0YC	592x592x150	ePM1>65%	F8	8	5.50	1500	55
HT250-HF-M6-287x592x292-01/00-GAL-8	213513M	MA6GR5T0YC	287x592x292	ePM10>60%	M6	5	8.00	1700	110
HT250-HF-M6-592x592x292-01/00-GAL-17	213514M	MA6GR5T0YC	592x592x292	ePM10>60%	M6	5	17.00	3400	110
HT250-HF-F7-287x592x292-01/00-GAL-8	213515M	MA7GR5T0YC	287x592x292	ePM1>50%	F7	5	8.00	1700	130
HT250-HF-F7-592x592x292-01/00-GAL-17	213516M	MA7GR5T0YC	592x592x292	ePM1>50%	F7	5	17.00	3400	130
HT250-HF-F8-287x592x292-01/00-GAL-8	213517M	MA8GR5T0YC	287x592x292	ePM1>65%	F8	5	8.00	1700	140
HT250-HF-F8-592x592x292-01/00-GAL-17	213518M	MA8GR5T0YC	592x592x292	ePM1>65%	F8	5	17.00	3400	140
HT250-HF-M6-287x592x150-01/00-GAL-4	213519M	MA6GR5T0YC	287x592x150	ePM10>60%	M6	5	4.00	750	30
HT250-HF-M6-592x592x150-01/00-GAL-9	213520M	MA6GR5T0YC	592x592x150	ePM10>60%	M6	5	9.00	1500	30
HT250-HF-F7-287x592x150-01/00-GAL-4	213521M	MA7GR5T0YC	287x592x150	ePM1>50%	F7	5	4.00	750	40
HT250-HF-F7-592x592x150-01/00-GAL-9	213522M	MA7GR5T0YC	592x592x150	ePM1>50%	F7	5	9.00	1500	40
HT250-HF-F8-287x592x150-01/00-GAL-4	213523M	MA8GR5T0YC	287x592x150	ePM1>65%	F8	5	4.00	750	50
HT250-HF-F8-592x592x150-01/00-GAL-9	213524M	MA8GR5T0YC	592x592x150	ePM1>65%	F8	5	9.00	1500	50

Other Options: Frame: *Galvanized, Aluminum, SS304. SS316.* **Media:** *Micro glass fiber, High Heat ;* **Seperator Depth:** *3 - 5 - 8 mm,*
Flange Type: *Without, 25mm Single, 25mm Double, 20mm Single, 20mm Double, Custom size*
Surface Grid: *Without Grid, Face grid air outlet, Both side with grid.*
Gasket type: *Without gasket, Polyurethane, Rubber, EPDM, High heat, Cord gasket*
Gasket direction: *No, Air Outlet, Air Inlet, Both side*

Hygiene certification: HYGIENIC EQUIPMENT | VDI 6022 Blatt 1:2018, DIN 1946-4:2018, ISO 846:2019 Plastics, BS EN 17141:2020.
ATEX certification: AIR FILTERS |Product: It is suitable for the explosive hazardous are of zone 1 , 2 , 21 and 22.

MADE IN TURKEY
Manufacturer: MGT

AV-HT350-292-G





Model: AV8-HT350-592x592x292-G
AV8: AirFil-V, F8 Filter Class EN779-2012
HT350: High Temperature Filter (350°C)
592x592x292: Size WxLxD mm
G: Galvanized Frame

APPLICATIONS

- Automotive industry

ADVANTAGES

- High Efficiency
- High surface area

350°C
SILICONE FREE

High Temperature Filters

Frame: Galvanized
Media: Up to 350°C
Surface: 15m²
Flange Type: 25mm Single
Gasket Type: Cord Gasket
Max. Temperature: 350°C

Relative Humidity: 100%
Filter Stage: II-III
Rec. Final Pres. Drop Acc.

- EN779-2012: 450 Pa.
- ISO 16890: 300 Pa.

Model	P/N	MGT's Reference	Filter Class ISO 16890	Filter Class EN 779-2012	Size WxLxD	Air Flow/ Pressure Drop m³/h/Pa	Area m²	Weight kg
AV6-HT350-287x592x292-G	279001M	HTV6GY15TCC	ISO ePM10 60%	M6	287x592x292	1700/75	7	5
AV6-HT350-492x592x292-G	279002M	HTV6GY15TCC	ISO ePM10 60%	M6	492x592x292	2500/75	12	8.5
AV6-HT350-592x592x292-G	279003M	HTV6GY15TCC	ISO ePM10 60%	M6	592x592x292	3400/75	15	10
AV8-HT350-287x592x292-G	279004M	HTV8GY15TCC	ISO ePM1 65%	F8	287x592x292	1700/100	7	5
AV8-HT350-492x592x292-G	279005M	HTV8GY15TCC	ISO ePM1 65%	F8	492x592x292	2500/100	12	8.5
AV8-HT350-592x592x292-G	279006M	HTV8GY15TCC	ISO ePM1 65%	F8	592x592x292	3400/100	15	10

Other Options:
Frame: *Aluminum, SS304, SS316*
Media: *Up to 270°C ;* **Flange Type:** 20mm Single, Custom Size
Gasket direction: *No, Air Outlet, Air Inlet*

Hygiene certification: HYGIENIC EQUIPMENT | VDI 6022 Blatt 1:2018, DIN 1946-4:2018, ISO 846:2019 Plastics, BS EN 17141:2020.
ATEX certification: AIR FILTERS |Product: It is suitable for the explosive hazardous are of zone 1 , 2 , 21 and 22.

MADE IN TURKEY
Manufacturer: MGT

AF4V-292-PG





Model: AF4V-F7-592x592x292-PG-18
AF4V: AirFil, 4V Rigid Bank
F7: Filter Class EN779-2012
592x592x292: Size WxLxD mm
PG: Plastic Frame-Micro Glass Fibre
18: Area m²
Ref: MF06P4S25AR18XX-5-292

APPLICATIONS

- For high efficiency air filtration
- Reduced dimensions and high flow filter units
- Rigid structure provides excellent precision filtration
- V type increased surface, high flow rate, low initial pressure drop
- Long service life in a group of fine filters
- Optional seal

Rigid Bank Filters

Frame: Plastic
Media: Micro Glass Fibre
Rigid Bank: 4V
Color: Black
Flange Thickness: 25mm
Flange Mold type: 25mm Flange

Max. Temperature: 80°C
Relative Humidity: 100%
Filter Stage: II-III
Rec. Final Pres. Drop Acc.
- EN 779-2012: 450 Pa.
- ISO 16890: 300 Pa.

Fire Resistance Class: K1/F1 According to DIN53438

Model	P/N	MGT's Reference	Size WxLxD	Filter Class ISO 16890	Filter Class EN 779-2012	Area m²	Air Flow m³/h	Pressure Drop Pa.	Weight kg
AF4V-M6-287x592x292-PG-9	240051M	MF06P4S25AR09XX	287x592x292	ePM10>60%	M6	9.00	1650	70	4.50
AF4V-M6-490x592x292-PG-15	240052M	MF06P4S25AR15XX	490x592x292	ePM10>60%	M6	15.00	2700	70	6.00
AF4V-M6-592x592x292-PG-18	240053M	MF06P4S25AR18XX	592x592x292	ePM10>60%	M6	18.00	3400	70	7.00
AF4V-F7-287x592x292-PG-9	240061M	MF07P4S25AR09XX	287x592x292	ePM1>50%	F7	9.00	1650	80	4.50
AF4V-F7-490x592x292-PG-15	240062M	MF07P4S25AR15XX	490x592x292	ePM1>50%	F7	15.00	2700	80	6.00
AF4V-F7-592x592x292-PG-18	240063M	MF07P4S25AR18XX	592x592x292	ePM1>50%	F7	18.00	3400	80	7.00
AF4V-F8-287x592x292-PG-9	240071M	MF08P4S25AR09XX	287x592x292	ePM1>65%	F8	9.00	1650	90	4.50
AF4V-F8-490x592x292-PG-15	240072M	MF08P4S25AR15XX	490x592x292	ePM1>65%	F8	15.00	2700	90	6.00
AF4V-F8-592x592x292-PG-18	240073M	MF08P4S25AR18XX	592x592x292	ePM1>65%	F8	18.00	3400	90	7.00
AF4V-F9-287x592x292-PG-9	240081M	MF09P4S25AR09XX	287x592x292	ePM1>80%	F9	9.00	1650	110	4.50
AF4V-F9-490x592x292-PG-15	240082M	MF09P4S25AR15XX	490x592x292	ePM1>80%	F9	15.00	2700	110	6.00
AF4V-F9-592x592x292-PG-18	240083M	MF09P4S25AR18XX	592x592x292	ePM1>80%	F9	18.00	3400	110	7.00
AF4V-M6-287x592x292-PG-7	240084M	MF06P4S25AR07XX	287x592x292	ePM10>60%	M6	7.00	1650	70	4.00
AF4V-M6-490x592x292-PG-12	240085M	MF06P4S25AR12XX	490x592x292	ePM10>60%	M6	12.00	2700	70	6.00
AF4V-M6-592x592x292-PG-15	240086M	MF06P4S25AR15XX	592x592x292	ePM10>60%	M6	15.00	3400	70	7.00
AF4V-F7-287x592x292-PG-7	240087M	MF07P4S25AR07XX	287x592x292	ePM1>50%	F7	7.00	1650	80	4.00
AF4V-F7-490x592x292-PG-12	240088M	MF07P4S25AR12XX	490x592x292	ePM1>50%	F7	12.00	2700	80	6.00
AF4V-F7-592x592x292-PG-15	240089M	MF07P4S25AR15XX	592x592x292	ePM1>50%	F7	15.00	3400	80	7.00
AF4V-F8-287x592x292-PG-7	240090M	MF08P4S25AR07XX	287x592x292	ePM1>65%	F8	7.00	1650	90	4.00
AF4V-F8-490x592x292-PG-12	240091M	MF08P4S25AR12XX	490x592x292	ePM1>65%	F8	12.00	2700	90	6.00
AF4V-F8-592x592x292-PG-15	240092M	MF08P4S25AR15XX	592x592x292	ePM1>65%	F8	15.00	3400	90	7.00
AF4V-F9-287x592x292-PG-7	240093M	MF09P4S25AR07XX	287x592x292	ePM1>80%	F9	7.00	1650	110	4.00
AF4V-F9-490x592x292-PG-12	240094M	MF09P4S25AR12XX	490x592x292	ePM1>80%	F9	12.00	2700	110	6.00
AF4V-F9-592x592x292-PG-15	240095M	MF09P4S25AR15XX	592x592x292	ePM1>80%	F9	15.00	3400	110	7.00

Other Options: Color: *White, Black.* **Media:** *Micro glass fiber, High Heat glass fiber (Max.120°C).* **Flange Thickness:** *20 mm*
Flange Mold Type: *25mm Flange,20mm Flange, 25&20 mm Flange*
Gasket type: *Without gasket, Polyurethane, Rubber, EPDM.* **Gasket direction:** *No, Air Outlet, Air Inlet, Both side*

Hygiene certification: RIGID V BANK FILTERS | VDI 6022 Blatt 1:2018, VDI 3803 Blatt 1:2020, DIN 1946-4:2018, ISO 846:2019 Plastics, BS EN 17141:2020.
Food contact Conformity (Material): Rigid V Bank Filter | ***Evaluation Directives:*** (EC) No 1935/2004,
(EC) No 2002/72, (EU) No 10/2011, (EU) No 2020/1245 U.S. FDA CFR 21 Part 175-189 & FDA CPG 7117.05, 06, 07

MADE IN TURKEY
Manufacturer: MGT

AF4V-292-PS



Model: AF4V-F7-592x592x292-PS-18
AF4V: AirFil, 4V Rigid Bank
F7: Filter Class EN779-2012
592x592x292: Size WxLxD mm
PS: Plastic Frame-Synthetic Media
18: Area m²

APPLICATIONS

- For high efficiency air filtration
- Reduced dimensions and high flow filter units
- Rigid structure provides excellent precision filtration
- V type increased surface, high flow rate, low initial pressure drop
- Long service life in a group of fine filters
- Optional seal

Rigid Bank Filters

Frame: Plastic
Media: Synthetic
Rigid Bank: 4V
Color: Black
Flange Thickness: 25mm
Flange Mold type: 25mm Flange

Max. Temperature: 80°C
Relative Humidity: 100%
Filter Stage: II-III
Rec. Final Pres. Drop Acc.
- EN 779-2012: 450 Pa.
- ISO 16890: 300 Pa.

Fire Resistance Class: K1/F1 According to DIN53438

Model	P/N	MGT's Reference	Size WxLxD	Filter Class ISO 16890	Filter Class EN 779-2012	Area m²	Air Flow m³/h	Pressure Drop Pa.	Weight kg
AF4V-M6-287x592x292-PS-9	249001M	MF06P4S25AS09XX	287x592x292	ePM10>60%	M6	9	1650	65	4
AF4V-M6-490x592x292-PS-15	249002M	MF06P4S25AS15XX	490x592x292	ePM10>60%	M6	15	2700	65	6
AF4V-M6-592x592x292-PS-18	249003M	MF06P4S25AS18XX	592x592x292	ePM10>60%	M6	18	3400	65	7
AF4V-F7-287x592x292-PS-9	249004M	MF07P4S25AS09XX	287x592x292	ePM1>50%	F7	9	1650	75	4
AF4V-F7-490x592x292-PS-15	249005M	MF07P4S25AS15XX	490x592x292	ePM1>50%	F7	15	2700	75	6
AF4V-F7-592x592x292-PS-18	249006M	MF07P4S25AS18XX	592x592x292	ePM1>50%	F7	18	3400	75	7
AF4V-F8-287x592x292-PS-9	249007M	MF08P4S25AS09XX	287x592x292	ePM1>65%	F8	9	1650	85	4
AF4V-F8-490x592x292-PS-15	249008M	MF08P4S25AS15XX	490x592x292	ePM1>65%	F8	15	2700	85	6
AF4V-F8-592x592x292-PS-18	249009M	MF08P4S25AS18XX	592x592x292	ePM1>65%	F8	18	3400	85	7
AF4V-F9-287x592x292-PS-9	249010M	MF09P4S25AS09XX	287x592x292	ePM1>80%	F9	9	1650	95	4
AF4V-F9-490x592x292-PS-15	249011M	MF09P4S25AS15XX	490x592x292	ePM1>80%	F9	15	2700	95	6
AF4V-F9-592x592x292-PS-18	249012M	MF09P4S25AS18XX	592x592x292	ePM1>80%	F9	18	3400	95	7

Other Options: Color: *White, Black.* **Media:** *Synthetic, High Heat Synthetic(Max.120°C)*
Flange Thickness: *20mm*
Flange Mold Type: *25mm Flange, 20mm Flange, 25&20 mm Flange*
Gasket type: *Without gasket, Polyurethane, Rubber, EPDM.*
Gasket direction: *No, Air Outlet, Air Inlet, Both side*

Hygiene certification: RIGID V BANK FILTERS | VDI 6022 Blatt 1:2018,VDI 3803 Blatt 1:2020, DIN 1946-4:2018, ISO 846:2019 Plastics, BS EN 17141:2020.
Food contact Conformity (Material): Rigid V Bank Filter | ***Evaluation Directives:*** (EC) No 1935/2004,
(EC) No 2002/72, (EU) No 10/2011, (EU) No 2020/1245 U.S. FDA CFR 21 Part 175-189 & FDA CPG 7117.05, 06, 07

MADE IN TURKEY
Manufacturer: MGT

AV4V-292-GG & AV4V-420-GG



Model: AV4V-F9-592x592x292-GG-18
AV4V: AirFil-V, 4V Rigid Bank
F9: Filter Class EN779-2012
592x592x292: Size WxLxD mm
GG: Galvanized Frame-Micro Glass Fibre
18: Area m²

APPLICATIONS

- For high efficiency air filtration
- Reduced dimensions and high flow filter units
- Rigid structure provides excellent precision filtration
- V type increased surface, high flow rate, low initial pressure drop
- Long service life in a group of fine filters

Rigid Bank Filters

Frame: Galvanized
Media: Micro Glass Fibre
Rigid Bank: 4V
Fange Type: 25mm Single
Max. Temperature: 80°C
Relative Humidity: 100%
Stage: II-III

Rec. Final Pres. Drop Acc.

- EN 779-2012: 450 Pa.
- ISO 16890: 300 Pa.

OPTIONS

- 120°C option
- Optional grid/ Optional gasket
- Non-standard Dimension

Fire Resistance Class: K1/F1 According to DIN53438

Model	P/N	MGT's Reference	Size WxLxD	Filter Class ISO 16890	Filter Class EN 779-2012	Area m²	Air Flow m³/h	Pressure Drop Pa.	Weight kg
AV4V-M6-287x592x292-GG-9	270001M	MV6G4R09T0XX	287x592x292	ePM10>60%	M6	9	1650	70	6
AV4V-M6-490x592x292-GG-15	270002M	MV6G4R15T0XX	490x592x292	ePM10>60%	M6	15	2700	70	10
AV4V-M6-592x592x292-GG-18	270003M	MV6G4R18T0XX	592x592x292	ePM10>60%	M6	18	3400	70	12
AV4V-F7-287x592x292-GG-9	270004M	MV7G4R09T0XX	287x592x292	ePM1>50%	F7	9	1650	80	6
AV4V-F7-490x592x292-GG-15	270005M	MV7G4R15T0XX	490x592x292	ePM1>50%	F7	15	2700	80	10
AV4V-F7-592x592x292-GG-18	270006M	MV7G4R18T0XX	592x592x292	ePM1>50%	F7	18	3400	80	12
AV4V-F8-287x592x292-GG-9	270007M	MV8G4R09T0XX	287x592x292	ePM1>65%	F8	9	1650	90	6
AV4V-F8-490x592x292-GG-15	270008M	MV8G4R15T0XX	490x592x292	ePM1>65%	F8	15	2700	90	10
AV4V-F8-592x592x292-GG-18	270009M	MV8G4R18T0XX	592x592x292	ePM1>65%	F8	18	3400	90	12
AV4V-F9-287x592x292-GG-9	270010M	MV9G4R09T0XX	287x592x292	ePM1>80%	F9	9	1650	110	6
AV4V-F9-490x592x292-GG-15	270011M	MV9G4R15T0XX	490x592x292	ePM1>80%	F9	15	2700	110	10
AV4V-F9-592x592x292-GG-18	270012M	MV9G4R18T0XX	592x592x292	ePM1>80%	F9	18	3400	110	12
AV4V-M6-287x592x420-GG-15	270013M	MV6G4R15T0XX	287x592x420	ePM10>60%	M6	15	1650	60	5
AV4V-M6-490x592x420-GG-24	270014M	MV6G4R24T0XX	490x592x420	ePM10>60%	M6	24	2700	60	8.5
AV4V-M6-592x592x420-GG-32	270015M	MV6G4R32T0XX	592x592x420	ePM10>60%	M6	32	3400	60	9
AV4V-F7-287x592x420-GG-15	270016M	MV7G4R15T0XX	287x592x420	ePM1>50%	F7	15	1650	70	5
AV4V-F7-490x592x420-GG-24	270017M	MV7G4R24T0XX	490x592x420	ePM1>50%	F7	24	2700	70	8.5
AV4V-F7-592x592x420-GG-32	270018M	MV7G4R32T0XX	592x592x420	ePM1>50%	F7	32	3400	70	9
AV4V-F8-287x592x420-GG-15	270019M	MV8G4R15T0XX	287x592x420	ePM1>65%	F8	15	1650	80	5
AV4V-F8-490x592x420-GG-24	270020M	MV8G4R24T0XX	490x592x420	ePM1>65%	F8	24	2700	80	8.5
AV4V-F8-592x592x420-GG-32	270021M	MV8G4R32T0XX	592x592x420	ePM1>65%	F8	32	3400	80	9
AV4V-F9-287x592x420-GG-15	270022M	MV9G4R15T0XX	287x592x420	ePM1>80%	F9	15	1650	90	5
AV4V-F9-490x592x420-GG-24	270023M	MV9G4R24T0XX	490x592x420	ePM1>80%	F9	24	2700	90	8.5
AV4V-F9-592x592x420-GG-32	270024M	MV9G4R32T0XX	592x592x420	ePM1>80%	F9	32	3400	90	9

Other Options: Frame: *Galvanized, Aluminum, SS304, SS316* **Media:** *Micro Glass Fiber, High Heat*
Flange Type: *Without, 25mm Single, 25mm Double, 20mm Single, 20mm Double, Custom Size*
Surface Grid: *Without, Air Outet, Both side*
Gasket type: *Without gasket, Polyurethane, Rubber, EPDM, High heat.* **Gasket direction:** *No, Air Outlet, Air Inlet*

Hygiene certification: RIGID V BANK FILTERS | VDI 6022 Blatt 1:2018,VDI 3803 Blatt 1:2020, DIN 1946-4:2018, ISO 846:2019 Plastics, BS EN 17141:2020.
ATEX certification: AIR FILTERS |Product: It is suitable for the explosive hazardous are of zone 1 , 2 , 21 and 22.
Food contact Conformity (Material): Rigid V Bank Filter | ***Evaluation Directives:*** (EC) No 1935/2004,
(EC) No 2002/72, (EU) No 10/2011, (EU) No 2020/1245 U.S. FDA CFR 21 Part 175-189 & FDA CPG 7117.05, 06, 07

MADE IN TURKEY
Manufacturer: MGT

AV4V-292-GS & AV4V-420-GS



Model: AV4V-F9-592x592x292-GS-18
AV4V: AirFil-V, 4V Rigid Bank
F9: Filter Class EN779-2012
592x592x292: Size WxLxD mm
GS: Galvanized Frame-Synthetic Media
18: Area m^2

APPLICATIONS

- For high efficiency air filtration
- Reduced dimensions and high flow filter units
- Rigid structure provides excellent precision filtration
- V type increased surface, high flow rate, low initial pressure drop
- Long service life in a group of fine filters

Rigid Bank Filters

Frame: Galvanized
Media: Synthetic
Rigid Bank: 4V
Fange Type: 25mm Single
Max. Temperature: 80°C
Relative Humidity: 100%
Stage: II-III

Rec. Final Pres. Drop Acc.

- EN 779-2012: 450 Pa.
- ISO 16890: 300 Pa.

OPTIONS

- 120°C option
- Optional grid/ Optional gasket
- Non-standard Dimension

Fire Resistance Class: K1/F1 According to DIN53438

Model	P/N	MGT's Reference	Size WxLxD	Filter Class ISO 16890	Filter Class EN 779-2012	Area m^2	Air Flow m^3/h	Pressure Drop Pa.	Weight kg
AV4V-M6-287x592x292-GS-9	279001M	MV6G4S09T0XX	287x592x292	ePM10>60%	M6	9.00	1650	65	6.00
AV4V-M6-490x592x292-GS-15	279002M	MV6G4S15T0XX	490x592x292	ePM10>60%	M6	15.00	2700	65	10.00
AV4V-M6-592x592x292-GS-18	279003M	MV6G4S18T0XX	592x592x292	ePM10>60%	M6	18.00	3400	65	12.00
AV4V-F7-287x592x292-GS-9	279004M	MV7G4S09T0XX	287x592x292	ePM1>50%	F7	9.00	1650	75	6.00
AV4V-F7-490x592x292-GS-15	279005M	MV7G4S15T0XX	490x592x292	ePM1>50%	F7	15.00	2700	75	10.00
AV4V-F7-592x592x292-GS-18	279006M	MV7G4S18T0XX	592x592x292	ePM1>50%	F7	18.00	3400	75	12.00
AV4V-F8-287x592x292-GS-9	279007M	MV8G4S09T0XX	287x592x292	ePM1>65%	F8	9.00	1650	85	6.00
AV4V-F8-490x592x292-GS-15	279008M	MV8G4S15T0XX	490x592x292	ePM1>65%	F8	15.00	2700	85	10.00
AV4V-F8-592x592x292-GS-18	279009M	MV8G4S18T0XX	592x592x292	ePM1>65%	F8	18.00	3400	85	12.00
AV4V-F9-287x592x292-GS-9	279010M	MV9G4S09T0XX	287x592x292	ePM1>80%	F9	9.00	1650	95	6.00
AV4V-F9-490x592x292-GS-15	279011M	MV9G4S15T0XX	490x592x292	ePM1>80%	F9	15.00	2700	95	10.00
AV4V-F9-592x592x292-GS-18	279012M	MV9G4S18T0XX	592x592x292	ePM1>80%	F9	18.00	3400	95	12.00
AV4V-M6-287x592x420-GS-15	279013M	MV6G4S15T0XX	287x592x420	ePM10>60%	M6	15.00	1650	55	5.00
AV4V-M6-490x592x420-GS-24	279014M	MV6G4S24T0XX	490x592x420	ePM10>60%	M6	24.00	2700	55	8.50
AV4V-M6-592x592x420-GS-32	279015M	MV6G4S32T0XX	592x592x420	ePM10>60%	M6	32.00	3400	55	9.00
AV4V-F7-287x592x420-GS-15	279016M	MV7G4S15T0XX	287x592x420	ePM1>50%	F7	15.00	1650	65	5.00
AV4V-F7-490x592x420-GS-24	279017M	MV7G4S24T0XX	490x592x420	ePM1>50%	F7	24.00	2700	65	8.50
AV4V-F7-592x592x420-GS-32	279018M	MV7G4S32T0XX	592x592x420	ePM1>50%	F7	32.00	3400	65	9.00
AV4V-F8-287x592x420-GS-15	279019M	MV8G4S15T0XX	287x592x420	ePM1>65%	F8	15.00	1650	75	5.00
AV4V-F8-490x592x420-GS-24	279020M	MV8G4S24T0XX	490x592x420	ePM1>65%	F8	24.00	2700	75	8.50
AV4V-F8-592x592x420-GS-32	279021M	MV8G4S32T0XX	592x592x420	ePM1>65%	F8	32.00	3400	75	9.00
AV4V-F9-287x592x420-GS-15	279022M	MV9G4S15T0XX	287x592x420	ePM1>80%	F9	15.00	1650	85	5.00
AV4V-F9-490x592x420-GS-24	279023M	MV9G4S24T0XX	490x592x420	ePM1>80%	F9	24.00	2700	85	8.50
AV4V-F9-592x592x420-GS-32	279024M	MV9G4S32T0XX	592x592x420	ePM1>80%	F9	32.00	3400	85	9.00

Other Options: Frame: *Galvanized, Aluminum, SS304, SS316* **Media:** *Synthetic(Toptional Max.120°C)*
Flange Type: *Without, 25mm Single, 25mm Double, 20mm Single, 20mm Double, Custom Size.* **Surface Grid:** *Without, Air Outet, Both side*
Gasket type: *Without gasket, Polyurethane, Rubber, EPDM, High heat.* **Gasket direction:** *No, Air Outlet, Air Inlet*

Hygiene certification: RIGID V BANK FILTERS | VDI 6022 Blatt 1:2018,VDI 3803 Blatt 1:2020, DIN 1946-4:2018, ISO 846:2019 Plastics, BS EN 17141:2020.
ATEX certification: AIR FILTERS |Product: It is suitable for the explosive hazardous are of zone 1 , 2 , 21 and 22.
Food contact Conformity (Material): Rigid V Bank Filter | ***Evaluation Directives:*** (EC) No 1935/2004, (EC) No 2002/72, (EU) No 10/2011, (EU) No 2020/1245 U.S. FDA CFR 21 Part 175-189 & FDA CPG 7117.05, 06, 07

MADE IN TURKEY
Manufacturer: MGT

AV-292-GG



Model: AV5V-F9-610x610x292-GG-32
AV5V: AirFil-V, 5V Rigid Bank
F9: Filter Class EN779-2012
610x610x292: Size WxLxD mm
GG: Galvanized Frame- Micro Glass Fibre
32: Area m^2

APPLICATIONS

- High capacity, high efficiency absolute air filtration.
- Clean room ventilation systems
- Used in microelectronics, food, photography, data centers, hospital, medical equipment industry

High Capacity V-Type Multi Filters

Frame: Galvanized
Media: Micro Glass Fibre
Fange Type: Without
Max. Temperature: 80°C
Relative Humidity: 100%
Stage: II-III

Rec. Final Pres. Drop Acc.

- EN 779-2012: 450 Pa.
- ISO 16890: 300 Pa.

OPTIONS

- 120°C option

Fire Resistance Class: K1/F1 According to DIN53438

Model	P/N	MGT's Reference	Size WxLxD	Filter Class ISO 16890	Filter Class EN 779-2012	Number of V-Banks	Area m^2	Air Flow m^3/h	Pressure Drop Pa.
AV2V-M6-305x305x292-GG-8	250001M	MV6G2R08N0XX	305x305x292	ePM10>60%	M6	2V	8	800	60
AV2V-M6-305x610x292-GG-16	250002M	MV6G2R16N0XX	305x610x292	ePM10>60%	M6	2V	16	1650	60
AV4V-M6-457x610x292-GG-24	250003M	MV6G4R24N0XX	457x610x292	ePM10>60%	M6	4V	24	2700	60
AV5V-M6-610x610x292-GG-32	250004M	MV6G5R32N0XX	610x610x292	ePM10>60%	M6	5V	32	3400	60
AV6V-M6-610x762x292-GG-40	250005M	MV6G6R40N0XX	610x762x292	ePM10>60%	M6	6V	40	4250	60
AV8V-M6-610x915x292-GG-48	250006M	MV6G8R48N0XX	610x915x292	ePM10>60%	M6	8V	48	5100	60
AV2V-F7-305x305x292-GG-8	250007M	MV7G2R08N0XX	305x305x292	ePM1>50%	F7	2V	8	800	70
AV2V-F7-305x610x292-GG-16	250008M	MV7G2R16N0XX	305x610x292	ePM1>50%	F7	2V	16	1650	70
AV4V-F7-457x610x292-GG-24	250009M	MV7G4R24N0XX	457x610x292	ePM1>50%	F7	4V	24	2700	70
AV5V-F7-610x610x292-GG-32	250010M	MV7G5R32N0XX	610x610x292	ePM1>50%	F7	5V	32	3400	70
AV6V-F7-610x762x292-GG-40	250011M	MV7G6R40N0XX	610x762x292	ePM1>50%	F7	6V	40	4250	70
AV8V-F7-610x915x292-GG-48	250012M	MV7G8R48N0XX	610x915x292	ePM1>50%	F7	8V	48	5100	70
AV2V-F8-305x305x292-GG-8	250013M	MV8G2R08N0XX	305x305x292	ePM1>65%	F8	2V	8	800	80
AV2V-F8-305x610x292-GG-16	250014M	MV8G2R16N0XX	305x610x292	ePM1>65%	F8	2V	16	1650	80
AV4V-F8-457x610x292-GG-24	250015M	MV8G4R24N0XX	457x610x292	ePM1>65%	F8	4V	24	2700	80
AV5V-F8-610x610x292-GG-32	250016M	MV8G5R32N0XX	610x610x292	eePM1>65%	F8	5V	32	3400	80
AV6V-F8-610x762x292-GG-40	250017M	MV8G6R40N0XX	610x762x292	ePM1>65%	F8	6V	40	4250	80
AV8V-F8-610x915x292-GG-48	250018M	MV8G8R48N0XX	610x915x292	ePM1>65%	F8	8V	48	5100	80
AV2V-F9-305x305x292-GG-8	250019M	MV9G2R08N0XX	305x305x292	ePM1>80%	F9	2V	8	800	90
AV2V-F9-305x610x292-GG-16	250020M	MV9G2R16N0XX	305x610x292	ePM1>80%	F9	2V	16	1650	90
AV4V-F9-457x610x292-GG-24	250021M	MV9G4R24N0XX	457x610x292	ePM1>80%	F9	4V	24	2700	90
AV5V-F9-610x610x292-GG-32	250022M	MV9G5R32N0XX	610x610x292	ePM1>80%	F9	5V	32	3400	90
AV6V-F9-610x762x292-GG-40	250023M	MV9G6R40N0XX	610x762x292	ePM1>80%	F9	6V	40	4250	90
AV8V-F9-610x915x292-GG-48	250024M	MV9G8R48N0XX	610x915x292	ePM1>80%	F9	8V	48	5100	90

Other Options: Frame: *Galvanized, Aluminum, SS304, SS316* **Media:** *Micro Glass Fibre, high heat (optional Max.120°C)*
Flange Type: *Without, 25mm Single, 25mm Double, 20mm Single, 20mm Double, Custom Size*
Surface Grid: *Without, Air Outet, Both side*
Gasket type: *Without gasket, Polyurethane, Rubber, EPDM, High heat.* **Gasket direction:** *No, Air Outlet, Air Inlet*

Hygiene certification: RIGID V BANK FILTERS | VDI 6022 Blatt 1:2018, VDI 3803 Blatt 1:2020, DIN 1946-4:2018, ISO 846:2019 Plastics, BS EN 17141:2020.
ATEX certification: AIR FILTERS |Product: It is suitable for the explosive hazardous are of zone 1 , 2 , 21 and 22.
Food contact Conformity (Material): Rigid V Bank Filter | ***Evaluation Directives:*** (EC) No 1935/2004,
(EC) No 2002/72, (EU) No 10/2011, (EU) No 2020/1245 U.S. FDA CFR 21 Part 175-189 & FDA CPG 7117.05, 06, 07

MADE IN TURKEY
Manufacturer: MGT

AV-292-PG



Model: AV5V-F9-610x610x292-PG-32
AV5V: AirFil-V, 5V Rigid Bank
F9: Filter Class EN779-2012
610x610x292: Size WxLxD mm
PG: Plastic Frame-Micro Glass Fibre
32: Area m^2

APPLICATIONS

- High capacity, high efficiency absolute air filtration.
- Clean room ventilation systems
- Used in microelectronics, food, photography, data centers, hospital, medical equipment industry

High Capacity V-Type Multi Filters

Frame: Plastic
Media: Micro Glass Fibre
Fange Type: Without
Max. Temperature: 80°C
Relative Humidity: 100%
Stage: II-III

Rec. Final Pres. Drop Acc.
- EN 779-2012: 450 Pa.
- ISO 16890: 300 Pa.

OPTIONS

- 120°C option

Fire Resistance Class: K1/F1 According to DIN53438

Model	P/N	MGT's Reference	Size WxLxD	Filter Class ISO 16890	Filter Class EN 779-2012	Number of V-Banks	Area m^2	Air Flow m^3/h	Pressure Drop Pa.
AV2V-M6-305x610x292-PG-16	251001M	MV6P2R16N0XX	305x610x292	ePM10>60%	M6	2V	16	1650	60
AV5V-M6-610x610x292-PG-32	251002M	MV6P5R32N0XX	610x610x292	ePM10>60%	M6	5V	32	3400	60
AV2V-M6-287x592x292-PG-16	251003M	MV6P2R16N0XX	287x592x292	ePM10>60%	M6	2V	16	1650	60
AV5V-M6-592x592x292-PG-32	251004M	MV6P5R32N0XX	592x592x292	ePM10>60%	M6	5V	32	3400	60
AV2V-F7-305x610x292-PG-16	251005M	MV7P2R16N0XX	305x610x292	ePM1>50%	F7	2V	16	1650	70
AV5V-F7-610x610x292-PG-32	251006M	MV7P5R32N0XX	610x610x292	ePM1>50%	F7	5V	32	3400	70
AV2V-F7-287x592x292-PG-16	251007M	MV7P2R16N0XX	287x592x292	ePM1>50%	F7	2V	16	1650	70
AV5V-F7-592x592x292-PG-32	251008M	MV7P5R32N0XX	592x592x292	ePM1>50%	F7	5V	32	3400	70
AV2V-F8-305x610x292-PG-16	251009M	MV8P2R16N0XX	305x610x292	ePM1>65%	F8	2V	16	1650	80
AV5V-F8-610x610x292-PG-32	251010M	MV8P5R32N0XX	610x610x292	ePM1>65%	F8	5V	32	3400	80
AV2V-F8-287x592x292-PG-16	251011M	MV8P2R16N0XX	287x592x292	ePM1>65%	F8	2V	16	1650	80
AV5V-F8-592x592x292-PG-32	251012M	MV8P5R32N0XX	592x592x292	ePM1>65%	F8	5V	32	3400	80
AV2V-F9-305x610x292-PG-16	251013M	MV9P2R16N0XX	305x610x292	ePM1>80%	F9	2V	16	1650	90
AV5V-F9-610x610x292-PG-32	251014M	MV9P5R32N0XX	610x610x292	ePM1>80%	F9	5V	32	3400	90
AV2V-F9-287x592x292-PG-16	251015M	MV9P2R16N0XX	287x592x292	ePM1>80%	F9	2V	16	1650	90
AV5V-F9-592x592x292-PG-32	251016M	MV9P5R32N0XX	592x592x292	ePM1>80%	F9	5V	32	3400	90

Media: *Micro Glass Fibre, high heat (optional Max.120°C)*
Surface Grid: *Without, Air Outet, Both side*
Gasket type: *Without gasket, Polyurethane, Rubber, EPDM, High heat*
Gasket direction: *No, Air Outlet, Air Inlet*

Hygiene certification: RIGID V BANK FILTERS | VDI 6022 Blatt 1:2018, VDI 3803 Blatt 1:2020, DIN 1946-4:2018, ISO 846:2019 Plastics, BS EN 17141:2020.
ATEX certification: AIR FILTERS |Product: It is suitable for the explosive hazardous are of zone 1 , 2 , 21 and 22.
Food contact Conformity (Material): Rigid V Bank Filter | ***Evaluation Directives:*** (EC) No 1935/2004,
(EC) No 2002/72, (EU) No 10/2011, (EU) No 2020/1245 U.S. FDA CFR 21 Part 175-189 & FDA CPG 7117.05, 06, 07

MADE IN TURKEY
Manufacturer: MGT

AF4V-420-PG



Model: AF4V-F7-592x592x420-PG-32
AF4V: AirFil, 4V Rigid Bank
F7: Filter Class EN779-2012
592x592x420: Size WxLxD mm
PG: Plastic Frame-Micro Glass Fibre
32: Area m^2

APPLICATIONS

- High efficiency air filtration
- Reduced dimensions and high flow filter units
- Especially for gas turbine and compressor
- Deep V type increased surface provides high flow rate
- Lower initial pressure drop compared to standard rigid pocket
- Long service and maintenance life

OPTIONS

- Optional seal

Rigid Bank Filters

Frame: Plastic
Media: Micro Glass Fibre
Rigid Bank: 4V
Color: White
Flange Thickness: 25mm

Max. Temperature: 80°C
Relative Humidity: 100%
Filter Stage: II-III
Rec. Final Pres. Drop Acc.

- EN 779-2012: 450 Pa.
- ISO 16890: 300 Pa.

Fire Resistance Class: K1/F1 According to DIN53438

Model	P/N	MGT's Reference	Size WxLxD	Filter Class ISO 16890	Filter Class EN 779-2012	Area m^2	Air Flow m^3/h	Pressure Drop Pa.	Weight kg
AF4V-M6-287x592x420-PG-15	248001M	MF06P4B25AR16XX	287x592x420	ePM10>60%	M6	15	1650	60	5.00
AF4V-M6-490x592x420-PG-24	248002M	MF06P4B25AR24XX	490x592x420	ePM10>60%	M6	24	2700	60	8.50
AF4V-M6-592x592x420-PG-32	248003M	MF06P4B25AR32XX	592x592x420	ePM10>60%	M6	32	3400	60	9.00
AF4V-F7-287x592x420-PG-15	248004M	MF07P4B25AR16XX	287x592x420	ePM1>50%	F7	15	1650	70	5.00
AF4V-F7-490x592x420-PG-24	248005M	MF07P4B25AR24XX	490x592x420	ePM1>50%	F7	24	2700	70	8.50
AF4V-F7-592x592x420-PG-32	248006M	MF07P4B25AR32XX	592x592x420	ePM1>50%	F7	32	3400	70	9.00
AF4V-F8-287x592x420-PG-15	248007M	MF08P4B25AR16XX	287x592x420	ePM1>65%	F8	15	1650	80	5.00
AF4V-F8-490x592x420-PG-24	248008M	MF08P4B25AR24XX	490x592x420	ePM1>65%	F8	24	2700	80	8.50
AF4V-F8-592x592x420-PG-32	248009M	MF08P4B25AR32XX	592x592x420	ePM1>65%	F8	32	3400	80	9.00
AF4V-F9-287x592x420-PG-15	248010M	MF09P4B25AR16XX	287x592x420	ePM1>80%	F9	15	1650	90	5.00
AF4V-F9-490x592x420-PG-24	248011M	MF09P4B25AR24XX	490x592x420	ePM1>80%	F9	24	2700	90	8.50
AF4V-F9-592x592x420-PG-32	248012M	MF09P4B25AR32XX	592x592x420	ePM1>80%	F9	32	3400	90	9.00

Color: *White, Black*
Flange Thickness: *25mm, 20mm*
Media: *Micro Glass Fibre, high heat (optional Max.120°C)*
Gasket type: *Without gasket, Polyurethane, Rubber, EPDM, High heat*
Gasket direction: *No, Air Outlet, Air Inlet, Both Side*

Hygiene certification: RIGID V BANK FILTERS | VDI 6022 Blatt 1:201, VDI 3803 Blatt 1:20208, DIN 1946-4:2018, ISO 846:2019 Plastics, BS EN 17141:2020.
Food contact Conformity (Material): Rigid V Bank Filter | ***Evaluation Directives:*** (EC) No 1935/2004,
(EC) No 2002/72, (EU) No 10/2011, (EU) No 2020/1245 U.S. FDA CFR 21 Part 175-189 & FDA CPG 7117.05, 06, 07

MADE IN TURKEY
Manufacturer: MGT

AF4V-420-PS



APPLICATIONS

- High efficiency air filtration
- Reduced dimensions and high flow filter units
- Especially for gas turbine and compressor
- Deep V type increased surface provides high flow rate
- Lower initial pressure drop compared to standard rigid pocket
- Long service and maintenance life

OPTIONS

- Optional seal

Model: AF4V-F7-592x592x420-PS-32
AF4V: AirFil, 4V Rigid Bank
F7: Filter Class EN779-2012
592x592x420: Size WxLxD mm
PS: Plastic Frame-Synthetic Media
32: Area m^2

Rigid Bank Filters

Frame: Plastic
Media: Synthetic
Rigid Bank: 4V
Color: White
Flange Thickness: 25mm
Flange Mold Type: 25mm Flange

Max. Temperature: 80°C
Relative Humidity: 100%
Filter Stage: II-III
Rec. Final Pres. Drop Acc.

- EN 779-2012: 450 Pa.
- ISO 16890: 300 Pa.

Fire Resistance Class: K1/F1 According to DIN53438

Model	P/N	MGT's Reference	Size WxLxD	Filter Class ISO 16890	Filter Class EN 779-2012	Area m^2	Air Flow m^3/h	Pressure Drop Pa.	Weight kg
AF4V-M6-287x592x420-PS-15	247001M	MF6P4B25AS16XX	287x592x420	ePM10>60%	M6	15	1650	55	5.00
AF4V-M6-490x592x420-PS-24	247002M	MF6P4B25AS24XX	490x592x420	ePM10>60%	M6	24	2700	55	8.50
AF4V-M6-592x592x420-PS-32	247003M	MF6P4B25AS32XX	592x592x420	ePM10>60%	M6	32	3400	55	9.00
AF4V-F7-287x592x420-PS-15	247004M	MF7P4B25AS16XX	287x592x420	ePM1>50%	F7	15	1650	65	5.00
AF4V-F7-490x592x420-PS-24	247005M	MF7P4B25AS24XX	490x592x420	ePM1>50%	F7	24	2700	65	8.50
AF4V-F7-592x592x420-PS-32	247006M	MF7P4B25AS32XX	592x592x420	ePM1>50%	F7	32	3400	65	9.00
AF4V-F8-287x592x420-PS-15	247007M	MF8P4B25AS16XX	287x592x420	ePM1>65%	F8	15	1650	75	5.00
AF4V-F8-490x592x420-PS-24	247008M	MF8P4B25AS24XX	490x592x420	ePM1>65%	F8	24	2700	75	8.50
AF4V-F8-592x592x420-PS-32	247009M	MF8P4B25AS32XX	592x592x420	ePM1>65%	F8	32	3400	75	9.00
AF4V-F9-287x592x420-PS-15	247010M	MF9P4B25AS16XX	287x592x420	ePM1>80%	F9	15	1650	85	5.00
AF4V-F9-490x592x420-PS-24	247011M	MF9P4B25AS24XX	490x592x420	ePM1>80%	F9	24	2700	85	8.50
AF4V-F9-592x592x420-PS-32	247012M	MF9P4B25AS32XX	592x592x420	ePM1>80%	F9	32	3400	85	9.00

Color: *White, Black*
Flange Thickness: *25mm, 20mm*
Flange Mold Type: *25mm Flange, 20mm Flange*
Media: *Synthetic, high heat Synthetic (optional Max.120°C)*
Gasket type: *Without gasket, Polyurethane, Rubber, EPDM, High heat*
Gasket direction: *No, Air Outlet, Air Inlet, Both Side*

Hygiene certification: RIGID V BANK FILTERS | VDI 6022 Blatt 1:201, VDI 3803 Blatt 1:20208, DIN 1946-4:2018, ISO 846:2019 Plastics, BS EN 17141:2020.
Food contact Conformity (Material): Rigid V Bank Filter | ***Evaluation Directives:*** (EC) No 1935/2004,
(EC) No 2002/72, (EU) No 10/2011, (EU) No 2020/1245 U.S. FDA CFR 21 Part 175-189 & FDA CPG 7117.05, 06, 07

MADE IN TURKEY
Manufacturer: MGT

AGT4V-292-PG



Model: AGT4V-F7-592x592x292-01/00-PG-21
AGT4V: AirFil for Gas Turbine, 4V Rigid Bank
F7: Filter Class EN779-2012
592x592x292: Size WxLxD mm
01/00: Gasket Air Outlet/ Without Grid
PG: Plastic Frame-Micro Glass Fibre
21: Area m²

APPLICATIONS

- High efficiency air filtration
- Reduced dimensions and high flow filter units
- Especially for gas turbine and compressor
- Air outlet direction wire and gasket

Rigid Bank Filters - Gas Turbine

Frame: Plastic
Media: Micro Glass Fibre
Rigid Bank: 4V
Color: White
Flange Thickness: 25mm
Flange Mold type: 25mm Flange
Gasket Type: Polyurethane

Gasket Direction: Air Outlet
Max. Temperature: 80°C
Relative Humidity: 100%
Filter Stage: II-III
Rec. Final Pres. Drop Acc.

- EN 779-2012: 450 Pa.
- ISO 16890: 300 Pa.

Fire Resistance Class: K1/F1 According to DIN53438

Model	P/N	MGT's Reference	Size WxLxD	Filter Class ISO 16890	Filter Class EN 779-2012	Area m²	Air Flow m³/h	Pressure Drop Pa.	Weight kg
AGT4V-M6-287x592x292-01/00-PG-11	AGT246001M	MT6P4B25AR11PC	287x592x292	ePM10>60%	M6	11	2125	95	4.50
AGT4V-M6-490x592x292-01/00-PG-18	AGT246002M	MT6P4B25AR18PC	490x592x292	ePM10>60%	M6	18	3500	95	7.00
AGT4V-M6-592x592x292-01/00-PG-21	AGT246003M	MT6P4B25AR21PC	592x592x292	ePM10>60%	M6	21	4250	95	8.00
AGT4V-F7-287x592x292-01/00-PG-11	AGT246004M	MT7P4B25AR11PC	287x592x292	ePM1>50%	F7	11	2125	110	4.50
AGT4V-F7-490x592x292-01/00-PG-18	AGT246005M	MT7P4B25AR18PC	490x592x292	ePM1>50%	F7	18	3500	110	7.00
AGT4V-F7-592x592x292-01/00-PG-21	AGT246006M	MT7P4B25AR21PC	592x592x292	ePM1>50%	F7	21	4250	110	8.00
AGT4V-F8-287x592x292-01/00-PG-11	AGT246007M	MT8P4B25AR11PC	287x592x292	ePM1>65%	F8	11	2125	125	4.50
AGT4V-F8-490x592x292-01/00-PG-18	AGT246008M	MT8P4B25AR18PC	490x592x292	ePM1>65%	F8	18	3500	125	7.00
AGT4V-F8-592x592x292-01/00-PG-21	AGT246009M	MT8P4B25AR21PC	592x592x292	ePM1>65%	F8	21	4250	125	8.00
AGT4V-F9-287x592x292-01/00-PG-11	AGT246010M	MT9P4B25AR11PC	287x592x292	ePM1>80%	F9	11	2125	140	4.50
AGT4V-F9-490x592x292-01/00-PG-18	AGT246011M	MT9P4B25AR18PC	490x592x292	ePM1>80%	F9	18	3500	140	7.00
AGT4V-F9-592x592x292-01/00-PG-21	AGT246012M	MT9P4B25AR21PC	592x592x292	ePM1>80%	F9	21	4250	140	8.00

Color: *White, Black*
Flange Thickness: *25mm, 20mm*
Flange Mold Type: *25mm Flange, 20mm Flange, 25mm& 20mm Flange*
Media: *Micro Glass Fibre, high heat glass fiber (optional Max.120°C)*
Gasket type: *Without gasket, Polyurethane, Rubber, EPDM*
Gasket direction: *No, Air Outlet, Air Inlet, Both Side*

Hygiene certification: RIGID V BANK FILTERS | VDI 6022 Blatt 1:201, VDI 3803 Blatt 1:20208, DIN 1946-4:2018, ISO 846:2019 Plastics, BS EN 17141:2020.
Food contact Conformity (Material): Rigid V Bank Filter | ***Evaluation Directives:*** (EC) No 1935/2004,
(EC) No 2002/72, (EU) No 10/2011, (EU) No 2020/1245 U.S. FDA CFR 21 Part 175-189 & FDA CPG 7117.05, 06, 07

MADE IN TURKEY
Manufacturer: MGT

AGT4V-292-PS



Model: AGT4V-F7-592x592x292-01/00-PS-21
AGT4V: AirFil for Gas Turbine, 4V Rigid Bank
F7: Filter Class EN779-2012
592x592x292: Size WxLxD mm
01/00: Gasket Air Outlet/ Without Grid
PS: Plastic Frame-Synthetic Media
21: Area m^2

APPLICATIONS

- High efficiency air filtration
- Reduced dimensions and high flow filter units
- Especially for gas turbine and compressor
- Air outlet direction wire and gasket

Rigid Bank Filters - Gas Turbine

Frame: Plastic
Media: Synthetic
Rigid Bank: 4V
Color: White
Flange Thickness: 25mm
Flange Mold type: 25mm Flange
Gasket Type: Polyurethane

Gasket Direction:
Air Outlet Side
Max. Temperature: 80°C
Relative Humidity: 100%
Filter Stage: II-III
Rec. Final Pres. Drop Acc.
- EN 779-2012: 450 Pa.
- ISO 16890: 300 Pa.

Fire Resistance Class: K1/F1 According to DIN53438

Model	P/N	MGT's Reference	Size WxLxD	Filter Class ISO 16890	Filter Class EN 779-2012	Area m^2	Air Flow m^3/h	Pressure Drop Pa.	Weight kg
AGT4V-M6-287x592x292-01/00-PS-11	AGT245001M	MT6P4B25AS11PC	287x592x292	ePM10>60%	M6	11	2125	85	4.50
AGT4V-M6-490x592x292-01/00-PS-18	AGT245002M	MT6P4B25AS18PC	490x592x292	ePM10>60%	M6	18	3500	85	7.00
AGT4V-M6-592x592x292-01/00-PS-21	AGT245003M	MT6P4B25AS21PC	592x592x292	ePM10>60%	M6	21	4250	85	8.00
AGT4V-F7-287x592x292-01/00-PS-11	AGT245004M	MT7P4B25AS11PC	287x592x292	ePM1>50%	F7	11	2125	100	4.50
AGT4V-F7-490x592x292-01/00-PS-18	AGT245005M	MT7P4B25AS18PC	490x592x292	ePM1>50%	F7	18	3500	100	7.00
AGT4V-F7-592x592x292-01/00-PS-21	AGT245006M	MT7P4B25AS21PC	592x592x292	ePM1>50%	F7	21	4250	100	8.00
AGT4V-F8-287x592x292-01/00-PS-11	AGT245007M	MT8P4B25AS11PC	287x592x292	ePM1>65%	F8	11	2125	110	4.50
AGT4V-F8-490x592x292-01/00-PS-18	AGT245008M	MT8P4B25AS18PC	490x592x292	ePM1>65%	F8	18	3500	110	7.00
AGT4V-F8-592x592x292-01/00-PS-21	AGT245009M	MT8P4B25AS21PC	592x592x292	ePM1>65%	F8	21	4250	110	8.00
AGT4V-F9-287x592x292-01/00-PS-11	AGT245010M	MT9P4B25AS11PC	287x592x292	ePM1>80%	F9	11	2125	125	4.50
AGT4V-F9-490x592x292-01/00-PS-18	AGT245011M	MT9P4B25AS18PC	490x592x292	ePM1>80%	F9	18	3500	125	7.00
AGT4V-F9-592x592x292-01/00-PS-21	AGT245012M	MT9P4B25AS21PC	592x592x292	ePM1>80%	F9	21	4250	125	8.00

Color: *White, Black*
Flange Thickness: *25mm, 20mm*
Flange Mold Type: *25mm Flange, 20mm Flange, 25mm& 20mm Flange*
Gasket type: *Without gasket, Polyurethane, Rubber, EPDM*
Gasket direction: *No, Air Outlet, Air Inlet, Both Side*

Hygiene certification: RIGID V BANK FILTERS | VDI 6022 Blatt 1:201, VDI 3803 Blatt 1:20208, DIN 1946-4:2018, ISO 846:2019 Plastics, BS EN 17141:2020.
Food contact Conformity (Material): Rigid V Bank Filter | ***Evaluation Directives:*** (EC) No 1935/2004,
(EC) No 2002/72, (EU) No 10/2011, (EU) No 2020/1245 U.S. FDA CFR 21 Part 175-189 & FDA CPG 7117.05, 06, 07

MADE IN TURKEY
Manufacturer: MGT

AGT4V-420-PG





Model: AGT4V-F8-592x592x420-01/00-PG-32
AGT4V: AirFil for Gas Turbine, 4V Rigid Bank
F8: Filter Class EN779-2012
592x592x420: Size WxLxD mm
01/00: Gasket Air Outlet/ Without Grid
PG: Plastic Frame-Micro Glass Fibre
32: Area m^2
Ref: MT08P4B25AR32PC-5-420

APPLICATIONS

- High efficiency air filtration
- Reduced dimensions and high flow filter units
- Especially for gas turbine and compressor
- Deep V type increased surface provides high flow rate
- Lower initial pressure drop compared to standard rigid pocket
- Air outlet direction wire and gasket

Rigid Bank Filters - Gas Turbine

Frame: Plastic
Media: Micro Glass Fibre
Rigid Bank: 4V
Color: White
Flange Thickness: 25mm
Flange Mold Type: 25mm Flange
Gasket Type: Polyurethane

Gasket Direction: Air Outlet
Max. Temperature: 80°C
Relative Humidity: 100%
Filter Stage: II-III
Rec. Final Pres. Drop Acc.
- EN 779-2012: 450 Pa.
- ISO 16890: 300 Pa.

Fire Resistance Class: K1/F1 According to DIN53438

Model	P/N	MGT's Reference	Size WxLxD	Filter Class ISO 16890	Filter Class EN 779-2012	Area m^2	Air Flow m^3/h	Pressure Drop Pa.	Weight kg
AGT4V-M6-287x592x420-01/00-PG-16	AGT248001M	MT6P4B25AR16PC	287x592x420	ePM10>60%	M6	16	2125	70	5.00
AGT4V-M6-490x592x420-01/00-PG-24	AGT248002M	MT6P4B25AR25PC	490x592x420	ePM10>60%	M6	24	3500	70	8.50
AGT4V-M6-592x592x420-01/00-PG-32	AGT248003M	MT6P4B25AR32PC	592x592x420	ePM10>60%	M6	32	4250	70	9.00
AGT4V-F7-287x592x420-01/00-PG-16	AGT248004M	MT7P4B25AR16PC	287x592x420	ePM1>50%	F7	16	2125	80	5.00
AGT4V-F7-490x592x420-01/00-PG-24	AGT248005M	MT7P4B25AR25PC	490x592x420	ePM1>50%	F7	24	3500	80	8.50
AGT4V-F7-592x592x420-01/00-PG-32	AGT248006M	MT7P4B25AR32PC	592x592x420	ePM1>50%	F7	32	4250	80	9.00
AGT4V-F8-287x592x420-01/00-PG-16	AGT248007M	MT8P4B25AR16PC	287x592x420	ePM1>65%	F8	16	2125	95	5.00
AGT4V-F8-490x592x420-01/00-PG-24	AGT248008M	MT8P4B25AR25PC	490x592x420	ePM1>65%	F8	24	3500	95	8.50
AGT4V-F8-592x592x420-01/00-PG-32	AGT248009M	MT8P4B25AR32PC	592x592x420	ePM1>65%	F8	32	4250	95	9.00
AGT4V-F9-287x592x420-01/00-PG-16	AGT248010M	MT9P4B25AR16PC	287x592x420	ePM1>80%	F9	16	2125	110	5.00
AGT4V-F9-490x592x420-01/00-PG-24	AGT248011M	MT9P4B25AR25PC	490x592x420	ePM1>80%	F9	24	3500	110	8.50
AGT4V-F9-592x592x420-01/00-PG-32	AGT248012M	MT9P4B25AR32PC	592x592x420	ePM1>80%	F9	32	4250	110	9.00

Color: *White, Black*
Flange Thickness: *25mm, 20mm*
Flange Mold Type: *25mm Flange, 20mm Flange, 25mm& 20mm Flange*
Media: *Micro glass fibre, High heat glass fibre (Max. 120°C)*
Gasket type: *Without gasket, Polyurethane, Rubber, EPDM*
Gasket direction: *No, Air Outlet, Air Inlet, Both Side*

Hygiene certification: RIGID V BANK FILTERS | VDI 6022 Blatt 1:201, VDI 3803 Blatt 1:20208, DIN 1946-4:2018, ISO 846:2019 Plastics, BS EN 17141:2020.
Food contact Conformity (Material): Rigid V Bank Filter | ***Evaluation Directives:*** (EC) No 1935/2004,
(EC) No 2002/72, (EU) No 10/2011, (EU) No 2020/1245 U.S. FDA CFR 21 Part 175-189 & FDA CPG 7117.05, 06, 07

MADE IN TURKEY
Manufacturer: MGT

AGT4V-420-PS





Model: AGT4V-F8-592x592x420-01/00-PS-32
AGT4V: AirFil for Gas Turbine, 4V Rigid Bank
F8: Filter Class EN779-2012
592x592x420: Size WxLxD mm
01/00: Gasket Air Outlet/ Without Grid
PS: Plastic Frame-Synthetic Media
32: Area m²

APPLICATIONS

- High efficiency air filtration
- Reduced dimensions and high flow filter units
- Especially for gas turbine and compressor
- Deep V type increased surface provides high flow rate
- Lower initial pressure drop compared to standard rigid pocket
- Air outlet direction wire and gasket

Rigid Bank Filters - Gas Turbine

Frame: Plastic
Media: Synthetic
Rigid Bank: 4V
Color: White
Flange Thickness: 25mm
Flange Mold Type: 25mm Flange
Gasket Type: Polyurethane

Gasket Direction: Air Outlet
Max. Temperature: 80°C
Relative Humidity: 100%
Filter Stage: II-III
Rec. Final Pres. Drop Acc.
- EN 779-2012: 450 Pa.
- ISO 16890: 300 Pa.

Fire Resistance Class: K1/F1 According to DIN53438

Model	P/N	MGT's Reference	Size WxLxD	Filter Class ISO 16890	Filter Class EN 779-2012	Area m²	Air Flow m³/h	Pressure Drop Pa.	Weight kg
AGT4V-M6-287x592x420-01/00-PS-16	AGT247001M	MT6P4B25AS16PC	287x592x420	ePM10>60%	M6	16	2125	60	5.00
AGT4V-M6-490x592x420-01/00-PS-24	AGT247002M	MT6P4B25AS25PC	490x592x420	ePM10>60%	M6	24	3500	60	8.50
AGT4V-M6-592x592x420-01/00-PS-32	AGT247003M	MT6P4B25AS32PC	592x592x420	ePM10>60%	M6	32	4250	60	9.00
AGT4V-F7-287x592x420-01/00-PS-16	AGT247004M	MT7P4B25AS16PC	287x592x420	ePM1>50%	F7	16	2125	70	5.00
AGT4V-F7-490x592x420-01/00-PS-24	AGT247005M	MT7P4B25AS25PC	490x592x420	ePM1>50%	F7	24	3500	70	8.50
AGT4V-F7-592x592x420-01/00-PS-32	AGT247006M	MT7P4B25AS32PC	592x592x420	ePM1>50%	F7	32	4250	70	9.00
AGT4V-F8-287x592x420-01/00-PS-16	AGT247007M	MT8P4B25AS16PC	287x592x420	ePM1>65%	F8	16	2125	85	5.00
AGT4V-F8-490x592x420-01/00-PS-24	AGT247008M	MT8P4B25AS25PC	490x592x420	ePM1>65%	F8	24	3500	85	8.50
AGT4V-F8-592x592x420-01/00-PS-32	AGT247009M	MT8P4B25AS32PC	592x592x420	ePM1>65%	F8	32	4250	85	9.00
AGT4V-F9-287x592x420-01/00-PS-16	AGT247010M	MT9P4B25AS16PC	287x592x420	ePM1>80%	F9	16	2125	100	5.00
AGT4V-F9-490x592x420-01/00-PS-24	AGT247011M	MT9P4B25AS25PC	490x592x420	ePM1>80%	F9	24	3500	100	8.50
AGT4V-F9-592x592x420-01/00-PS-32	AGT247012M	MT9P4B25AS32PC	592x592x420	ePM1>80%	F9	32	4250	100	9.00

Color: *White, Black*
Flange Thickness: *25mm, 20mm*
Flange Mold Type: *25mm Flange, 20mm Flange, 25mm& 20mm Flange*
Gasket type: *Without gasket, Polyurethane, Rubber, EPDM*
Gasket direction: *No, Air Outlet, Air Inlet, Both Side*

Hygiene certification: RIGID V BANK FILTERS | VDI 6022 Blatt 1:201, VDI 3803 Blatt 1:20208, DIN 1946-4:2018, ISO 846:2019 Plastics, BS EN 17141:2020.

Food contact Conformity (Material): Rigid V Bank Filter | ***Evaluation Directives:*** (EC) No 1935/2004, (EC) No 2002/72, (EU) No 10/2011, (EU) No 2020/1245 U.S. FDA CFR 21 Part 175-189 & FDA CPG 7117.05, 06, 07

MADE IN TURKEY
Manufacturer: MGT

CLEAN PROCESS FILTERS

AIR FILTERS

INTERNATIONAL CLASSIFICATION

EN 1822 & ISO 29463

Group	EN 1822		ISO 29463	Overall efficiency value @MPPS %	Overall leakage value @MPPS %	Local efficiency value @MPPS %	Local leakage value @MPPS %	Recommended pressure drop Pa
		E10	-	≥ 85	≥ 15	-	-	600
Suspented		E11	ISO 15	≥ 95	≥ 5	-	-	600
	E	-	ISO 20	≥ 99	≥ 1	-	-	600
		E12	ISO 25	≥ 99.5	≥ 0.5	-	-	600
		-	ISO 30	≥ 99.9	≥ 0.1	-	-	600
		H13	ISO 35	≥ 99.95	≥ 0.05	≥ 99.75	≥ 0.25	600
	H	-	ISO 40	≥ 99.99	≥ 0.01	≥ 99.95	≥ 0.05	600
		H14	ISO 45	≥ 99.995	≥ 0.005	≥ 99.975	≥ 0.025	600
		-	ISO 50	≥ 99.999	≥ 0.001	≥ 99.995	≥ 0.005	600
		U15	ISO 55	≥ 99.9995	≥ 0.0005	≥ 99.9975	≥ 0.0025	600
		-	ISO 60	≥ 99.9999	≥ 0.0001	≥ 99.9995	≥ 0.0005	600
	U	U16	ISO 65	≥ 99.99995	≥ 0.00005	≥ 99.99975	≥ 0.00025	600
		-	ISO 70	≥ 99.99999	≥ 0.00001	≥ 99.9999	≥ 0.0001	600
		U17	ISO 75	≥ 99.999995	≥ 0.000005	≥ 99.9999	≥ 0.0001	600







Mega AP 91
Mega Gel 104
AbSo 117
AbSo-V 125
AbSo-HT 128
Push Filter.....129
AbSo-4V.....130
AirGT-4V.....132
AirV.....134
TH HOOD.....136
HT250-S & HT250-K 137
HT350 Pro & HT350.....140

MADE IN TURKEY

Manufacturer: MGT

Products



Laminar Flow Filters
Mega AP-69/78/90 /110/125/150
Page 91-103



HEPA Filters With Gel Gasket
Mega Gel-78/104/129
Page 104-108



Turbulent Flow Absolute Filters
AbSo-69/78/150
Page 109-116



Turbulent Flow Absolute Filters
AbSo-292
Page 117-124



Compact Filters
AbSo-V
Page 125-126



Compact Filters
AbSo-2V & AbSo-5V
Page 127



High Temperature Resistance HEPA Filters
AbSo-HT
Page 128



Cylindrical Filters
Push Filter
Page 129



Compact Filters
AbSo-4V-292
Page 130



Compact Filters
AbSo-4V-420
Page 131



Compact Filters Gas Turbine Series
AirGT-4V-292
Page 132



Compact Filters Gas Turbine Series
AirGT-4V-420
Page 133



High Capacity V-Type HEPA Filters
AirV
Page 134



HEPA Terminal Hood Filter
TH HOOD
Page 136



High Temparature HEPA Filter
HT250-S & HT250-K
Page 137



High Temparature HEPA Filter
HT350-Pro & HT350
Page 140

MADE IN TURKEY

Manufacturer: MGT

Mega AP-69-P48





Model: MAP13-610x610x69-10/22-48
MAP13: Mega AP, H13-class EN1822
610x610x69: Size WxLxD mm
10/22: Gasket Air Inlet/ Both side with grids
48: Pleat Depth mm
MGT Ref: HL13ARK2PG-610x610x69

APPLICATIONS

- To be used for absolute air filtration in controlled contamination environments clean rooms, LAF benches and operating rooms.

Laminar Flow Filters

Frame: Aluminium
Media: Micro Glass Fibre
Surface Grid:
Both Side With Face Grids
Gasket Type: Polyurethane
Gasket Direction: Air Inlet
Filter Stage: III-IV

MPPS Efficiency EN 1822:
H13 (≥99.95%) H14 (99.995%), U15 (99.9995%)
Max. Temperature: 80°C
Relative Humidity: 100%
Rec. Final Pressure Drop: 600 Pa

Fire Resistance Class: K1/F1 According to DIN53438

Model	P/N	MGT's Reference	Size WxLxD	Filter Class EN 1822	Pleat Depth mm	Filter Area m^2	Air Flow m^3/h	Pressure Drop Pa	Weight kg
MAP13-305x305x69-10/22-48	157001M	HL13ARK2PG	305x305x69	H13	48	2.40	150	110	1.10
MAP13-305x610x69-10/22-48	157002M	HL13ARK2PG	305x610x69	H13	48	5.00	300	110	2.25
MAP13-457x457x69-10/22-48	157003M	HL13ARK2PG	457x457x69	H13	48	5.50	350	110	2.50
MAP13-457x610x69-10/22-48	157004M	HL13ARK2PG	457x610x69	H13	48	7.50	450	110	3.35
MAP13-610x610x69-10/22-48	157005M	HL13ARK2PG	610x610x69	H13	48	10.00	600	110	4.30
MAP13-610x762x69-10/22-48	157006M	HL13ARK2PG	610x762x69	H13	48	12.20	750	110	5.55
MAP13-610x915x69-10/22-48	157007M	HL13ARK2PG	610x915x69	H13	48	15.00	900	110	6.65
MAP13-610x1220x69-10/22-48	157008M	HL13ARK2PG	610x1220x69	H13	48	20.00	1200	110	9.00
MAP13-762x762x69-10/22-48	157009M	HL13ARK2PG	762x762x69	H13	48	16.00	900	110	7.00
MAP13-762x915x69-10/22-48	157010M	HL13ARK2PG	762x915x69	H13	48	19.00	1150	110	8.30
MAP13-915x915x69-10/22-48	157011M	HL13ARK2PG	915x915x69	H13	48	23.00	1350	110	10.00
MAP14-305x305x69-10/22-48	157012M	HL14ARK2PG	305x305x69	H14	48	2.40	150	125	1.10
MAP14-305x610x69-10/22-48	157013M	HL14ARK2PG	305x610x69	H14	48	5.00	300	125	2.25
MAP14-457x457x69-10/22-48	157014M	HL14ARK2PG	457x457x69	H14	48	5.50	350	125	2.50
MAP14-457x610x69-10/22-48	157015M	HL14ARK2PG	457x610x69	H14	48	7.50	450	125	3.35
MAP14-610x610x69-10/22-48	157016M	HL14ARK2PG	610x610x69	H14	48	10.00	600	125	4.30
MAP14-610x762x69-10/22-48	157017M	HL14ARK2PG	610x762x69	H14	48	12.20	750	125	5.55
MAP14-610x915x69-10/22-48	157018M	HL14ARK2PG	610x915x69	H14	48	15.00	900	125	6.65
MAP14-610x1220x69-10/22-48	157019M	HL14ARK2PG	610x1220x69	H14	48	20.00	1200	125	9.00
MAP14-762x762x69-10/22-48	157020M	HL14ARK2PG	762x762x69	H14	48	16.00	900	125	7.00
MAP14-762x915x69-10/22-48	157021M	HL14ARK2PG	762x915x69	H14	48	19.00	1150	125	8.30
MAP14-915x915x69-10/22-48	157022M	HL14ARK2PG	915x915x69	H14	48	23.00	1350	125	10.00
MAP15-305x305x69-10/22-48	157023M	HL15ARK2PG	305x305x69	U15	48	2.40	150	140	1.10
MAP15-305x610x69-10/22-48	157024M	HL15ARK2PG	305x610x69	U15	48	5.00	300	140	2.25
MAP15-457x457x69-10/22-48	157025M	HL15ARK2PG	457x457x69	U15	48	5.50	350	140	2.50
MAP15-457x610x69-10/22-48	157026M	HL15ARK2PG	457x610x69	U15	48	7.50	450	140	3.35
MAP15-610x610x69-10/22-48	157027M	HL15ARK2PG	610x610x69	U15	48	10.00	600	140	4.30
MAP15-610x762x69-10/22-48	157028M	HL15ARK2PG	610x762x69	U15	48	12.20	750	140	5.55

MADE IN TURKEY
Manufacturer: MGT

Model	P/N	MGT's Reference	Size WxLxD	Filter Class EN 1822	Pleat Depth mm	Filter Area m^2	Air Flow m^3/h	Pressure Drop Pa	Weight kg
MAP15-610x915x69-10/22-48	157029M	HL15ARK2PG	610x915x69	U15	48	15.00	900	140	6.65
MAP15-610x1220x69-10/22-48	157030M	HL15ARK2PG	610x1220x69	U15	48	20.00	1200	140	9.00
MAP15-762x762x69-10/22-48	157031M	HL15ARK2PG	762x762x69	U15	48	16.00	900	140	7.00
MAP15-762x915x69-10/22-48	157032M	HL15ARK2PG	762x915x69	U15	48	19.00	1150	140	8.30
MAP15-915x915x69-10/22-48	157033M	HL15ARK2PG	915x915x69	U15	48	23.00	1350	140	10.00

Other Options: **Media:** *High Heat*
Surface Grid: *Without, Air Outlet, Both side*
Gasket type: *Without, Rubber, EPDM, High heat.*
Gasket direction: *No, Air Outlet, Both side*

ATEX certification: AIR FILTERS. It is suitable for the explosive hazardous are of zone 1, 2, 21 and 22.
Hygiene certification: HEPA FILTER | VDI 6022 Blatt 1:2018, DIN 1946-4:2018, ISO 846:2019 Plastics, BS EN 17141:2020.
Food contact Conformity: Rigid V Bank Filter | (EC) No 1935/2004, (EC) No 2002/72, (EU) No 10/2011, (EU) No 2020/1245 U.S. FDA CFR 21 Part 175-189 & FDA CPG 7117.05, 06, 07

MADE IN TURKEY
Manufacturer: MGT

Mega AP-78-P58



Model: MAP13-610x610x78-10/22-58
MAP13: Mega AP, H13-class EN1822
610x610x78: Size WxLxD mm
10/22: Gasket Air Inlet/ Both side with grids
58: Pleat Depth mm
MGT Ref: HL13ARM2PG-610x610x78

APPLICATIONS

- To be used for absolute air filtration in controlled contamination environments clean rooms, laminar flow benches and operating theatres.

Laminar Flow Filters

Frame: Aluminium
Media: Micro Glass Fibre
Surface Grid:
Both Side With Face Grids
Gasket Type: Polyurethane
Gasket Direction: Air Inlet
Filter Stage: III-IV

MPPS Efficiency EN 1822:
H13 (≥99.95%) H14 (99.995%), U15 (99.9995%)
Max. Temperature: 80°C (Optional 120°C)
Relative Humidity: 100%
Rec. Final Pressure Drop: 600 Pa

Fire Resistance Class: K1/F1 According to DIN53438

Model	P/N	MGT's Reference	Size WxLxD	Filter Class EN 1822	Pleat Depth mm	Filter Area m^2	Air Flow m^3/h	Pressure Drop Pa	Weight kg
MAP13-305x305x78-10/22-58	158001M	HL13ARM2PG	305x305x78	H13	58	2.8	150	110	1.85
MAP13-305x610x78-10/22-58	158002M	HL13ARM2PG	305x610x78	H13	58	5.5	300	110	3.5
MAP13-457x457x78-10/22-58	158003M	HL13ARM2PG	457x457x78	H13	58	6	350	110	4.25
MAP13-457x610x78-10/22-58	158004M	HL13ARM2PG	457x610x78	H13	58	8	450	110	6.5
MAP13-610x610x78-10/22-58	158005M	HL13ARM2PG	610x610x78	H13	58	10.5	600	110	6.8
MAP13-610x762x78-10/22-58	158006M	HL13ARM2PG	610x762x78	H13	58	13	750	110	8.5
MAP13-610x915x78-10/22-58	158007M	HL13ARM2PG	610x915x78	H13	58	15.5	900	110	10
MAP13-610x1220x78-10/22-58	158008M	HL13ARM2PG	610x1220x78	H13	58	21	1200	110	12.5
MAP13-762x762x78-10/22-58	158009M	HL13ARM2PG	762x762x78	H13	58	16.5	900	110	10
MAP13-762x915x78-10/22-58	158010M	HL13ARM2PG	762x915x78	H13	58	20	1150	110	10.5
MAP13-915x915x78-10/22-58	158011M	HL13ARM2PG	915x915x78	H13	58	24	1350	110	11.5
MAP14-305x305x78-10/22-58	158012M	HL14ARM2PG	305x305x78	H14	58	2.8	150	125	1.85
MAP14-305x610x78-10/22-58	158013M	HL14ARM2PG	305x610x78	H14	58	5.5	300	125	3.5
MAP14-457x457x78-10/22-58	158014M	HL14ARM2PG	457x457x78	H14	58	6	350	125	4.25
MAP14-457x610x78-10/22-58	158015M	HL14ARM2PG	457x610x78	H14	58	8	450	125	6.5
MAP14-610x610x78-10/22-58	158016M	HL14ARM2PG	610x610x78	H14	58	10.5	600	125	6.8
MAP14-610x762x78-10/22-58	158017M	HL14ARM2PG	610x762x78	H14	58	13	750	125	8.5
MAP14-610x915x78-10/22-58	158018M	HL14ARM2PG	610x915x78	H14	58	15.5	900	125	10
MAP14-610x1220x78-10/22-58	158019M	HL14ARM2PG	610x1220x78	H14	58	21	1200	125	12.5
MAP14-762x762x78-10/22-58	158020M	HL14ARM2PG	762x762x78	H14	58	16.5	900	125	10
MAP14-762x915x78-10/22-58	158021M	HL14ARM2PG	762x915x78	H14	58	20	1150	125	10.5
MAP14-915x915x78-10/22-58	158022M	HL14ARM2PG	915x915x78	H14	58	24	1350	125	11.5

MADE IN TURKEY
Manufacturer: MGT

Model	P/N	MGT's Reference	Size WxLxD	Filter Class EN 1822	Pleat Depth mm	Filter Area m^2	Air Flow m^3/h	Pressure Drop Pa	Weight kg
MAP15-305x305x78-10/22-58	158023M	HL15ARM2PG	305x305x78	U15	58	2.8	150	140	1.85
MAP15-305x610x78-10/22-58	158024M	HL15ARM2PG	305x610x78	U15	58	5.5	300	140	3.5
MAP15-457x457x78-10/22-58	158025M	HL15ARM2PG	457x457x78	U15	58	6	350	140	4.25
MAP15-457x610x78-10/22-58	158026M	HL15ARM2PG	457x610x78	U15	58	8	450	140	6.5
MAP15-610x610x78-10/22-58	158027M	HL15ARM2PG	610x610x78	U15	58	10.5	600	140	6.8
MAP15-610x762x78-10/22-58	158028M	HL15ARM2PG	610x762x78	U15	58	13	750	140	8.5
MAP15-610x915x78-10/22-58	158029M	HL15ARM2PG	610x915x78	U15	58	15.5	900	140	10
MAP15-610x1220x78-10/22-58	158030M	HL15ARM2PG	610x1220x78	U15	58	21	1200	140	12.5
MAP15-762x762x78-10/22-58	158031M	HL15ARM2PG	762x762x78	U15	58	16.5	900	140	10
MAP15-762x915x78-10/22-58	158032M	HL15ARM2PG	762x915x78	U15	58	20	1150	140	10.5
MAP15-915x915x78-10/22-58	158033M	HL15ARM2PG	915x915x78	U15	58	24	1350	140	11.5

Other Options:
Media: *High Heat (Max.120°C)*
Surface Grid: *Without, Air Outlet, Both side*
Gasket type: *Without gasket, Rubber, EPDM, High heat.*
Gasket direction: *No, Air Outlet, Both side*

ATEX certification: AIR FILTERS. It is suitable for the explosive hazardous are of zone 1, 2, 21 and 22.
Hygiene certification:HEPA FILTER | VDI 6022 Blatt 1:2018, DIN 1946-4:2018, ISO 846:2019 Plastics, BS EN 17141:2020.
Food contact Conformity: HEPA Filter | (EC) No 1935/2004, (EC) No 2002/72, (EU) No 10/2011, (EU) No 2020/1245, U.S. FDA-Determining the Regulatory Status of Components of a Food Contact Material.

MADE IN TURKEY
Manufacturer: MGT

Mega AP-90 (P75 & P65)



Model: MAP11-610x610x90-10/22-75
MAP11: Mega AP, E11-class EN1822
610x610x90: Size WxLxD mm
10/22: Gasket Air Inlet/ Both side with grids
75: Pleat Depth mm
MGT Ref: HL13ARN2PG-610x610x90

APPLICATIONS

- To be used for absolute air filtration in controlled contamination environments clean rooms,LAF benches and operating rooms.

Laminar Flow Filters

Frame: Aluminium
Media: Micro Glass Fibre
Surface Grid: Both Side With Face Grids
Gasket Type: Polyurethane
Gasket Direction: Air Inlet
Filter Stage: III-IV

MPPS Efficiency EN 1822: H13 (≥99.95%) H14 (99.995%), U15 (99.9995%)
Max. Temperature: 80°C (Optional 120°C)
Relative Humidity: 100%
Rec. Final Pressure Drop: 600 Pa

Fire Resistance Class: K1/F1 According to DIN53438

Model	P/N	MGT's Reference	Size WxLxD	Filter Class EN 1822	Pleat Depth mm	Filter Area m^2	Air Flow m^3/h	Pressure Drop Pa	Weight kg
MAP13-305x305x90-10/22-75	159001M	HL13ARN2PG	305x305x90	H13	75	3	150	100	1.85
MAP13-305x610x90-10/22-75	159002M	HL13ARN2PG	305x610x90	H13	75	6	300	100	3.5
MAP13-457x457x90-10/22-75	159003M	HL13ARN2PG	457x457x90	H13	75	6.5	350	100	4.25
MAP13-457x610x90-10/22-75	159004M	HL13ARN2PG	457x610x90	H13	75	8.75	450	100	6.5
MAP13-610x610x90-10/22-75	159005M	HL13ARN2PG	610x610x90	H13	75	11.75	600	100	6.8
MAP13-610x762x90-10/22-75	159006M	HL13ARN2PG	610x762x90	H13	75	14.5	750	100	8.5
MAP13-610x915x90-10/22-75	159007M	HL13ARN2PG	610x915x90	H13	75	17	900	100	10
MAP13-610x1220x90-10/22-75	159008M	HL13ARN2PG	610x1220x90	H13	75	23	1200	100	12.5
MAP13-762x762x90-10/22-75	159009M	HL13ARN2PG	762x762x90	H13	75	18	900	100	10
MAP13-762x915x90-10/22-75	159010M	HL13ARN2PG	762x915x90	H13	75	22	1150	100	10.5
MAP13-915x915x90-10/22-75	159011M	HL13ARN2PG	915x915x90	H13	75	26.5	1350	100	11.5
MAP14-305x305x90-10/22-75	159012M	HL14ARN2PG	305x305x90	H14	75	3	150	115	1.85
MAP14-305x610x90-10/22-75	159013M	HL14ARN2PG	305x610x90	H14	75	6	300	115	3.5
MAP14-457x457x90-10/22-75	159014M	HL14ARN2PG	457x457x90	H14	75	6.5	350	115	4.25
MAP14-457x610x90-10/22-75	159015M	HL14ARN2PG	457x610x90	H14	75	8.75	450	115	6.5
MAP14-610x610x90-10/22-75	159016M	HL14ARN2PG	610x610x90	H14	75	11.75	600	115	6.8
MAP14-610x762x90-10/22-75	159017M	HL14ARN2PG	610x762x90	H14	75	14.5	750	115	8.5
MAP14-610x915x90-10/22-75	159018M	HL14ARN2PG	610x915x90	H14	75	17	900	115	10
MAP14-610x1220x90-10/22-75	159019M	HL14ARN2PG	610x1220x90	H14	75	23	1200	115	12.5
MAP14-762x762x90-10/22-75	159020M	HL14ARN2PG	762x762x90	H14	75	18	900	115	10
MAP14-762x915x90-10/22-75	159021M	HL14ARN2PG	762x915x90	H14	75	22	1150	115	10.5
MAP14-915x915x90-10/22-75	159022M	HL14ARN2PG	915x915x90	H14	75	26.5	1350	115	11.5
MAP15-305x305x90-10/22-75	159023M	HL15ARN2PG	305x305x90	U15	75	3	150	130	1.85
MAP15-305x610x90-10/22-75	159024M	HL15ARN2PG	305x610x90	U15	75	6	300	130	3.5
MAP15-457x457x90-10/22-75	159025M	HL15ARN2PG	457x457x90	U15	75	6.5	350	130	4.25
MAP15-457x610x90-10/22-75	159026M	HL15ARN2PG	457x610x90	U15	75	8.75	450	130	6.5
MAP15-610x610x90-10/22-75	159027M	HL15ARN2PG	610x610x90	U15	75	11.75	600	130	6.8
MAP15-610x762x90-10/22-75	159028M	HL15ARN2PG	610x762x90	U15	75	14.5	750	130	8.5

MADE IN TURKEY
Manufacturer: MGT

Model	P/N	MGT's Reference	Size WxLxD	Filter Class EN 1822	Pleat Depth mm	Filter Area m^2	Air Flow m^3/h	Pressure Drop Pa	Weight kg
MAP15-610x915x90-10/22-75	159029M	HL15ARN2PG	610x915x90	U15	75	17	900	130	10
MAP15-610x1220x90-10/22-75	159030M	HL15ARN2PG	610x1220x90	U15	75	23	1200	130	12.5
MAP15-762x762x90-10/22-75	159031M	HL15ARN2PG	762x762x90	U15	75	18	900	130	10
MAP15-762x915x90-10/22-75	159032M	HL15ARN2PG	762x915x90	U15	75	22	1150	130	10.5
MAP15-915x915x90-10/22-75	159033M	HL15ARN2PG	915x915x90	U15	75	26.5	1350	130	11.5
MAP13-305x305x90-10/22-65	158034M	HL13ARN2PG	305x305x90	H13	65	3	150	100	1.85
MAP13-305x610x90-10/22-65	158035M	HL13ARN2PG	305x610x90	H13	65	6	300	100	3.5
MAP13-457x457x90-10/22-65	158036M	HL13ARN2PG	457x457x90	H13	65	6.5	350	100	4.25
MAP13-457x610x90-10/22-65	158037M	HL13ARN2PG	457x610x90	H13	65	8.75	450	100	6.5
MAP13-610x610x90-10/22-65	158038M	HL13ARN2PG	610x610x90	H13	65	11.75	600	100	6.8
MAP13-610x762x90-10/22-65	158039M	HL13ARN2PG	610x762x90	H13	65	14.5	750	100	8.5
MAP13-610x915x90-10/22-65	158040M	HL13ARN2PG	610x915x90	H13	65	17	900	100	10
MAP13-610x1220x90-10/22-65	158041M	HL13ARN2PG	610x1220x90	H13	65	23	1200	100	12.5
MAP13-762x762x90-10/22-65	158042M	HL13ARN2PG	762x762x90	H13	65	18	900	100	10
MAP13-762x915x90-10/22-65	158043M	HL13ARN2PG	762x915x90	H13	65	22	1150	100	10.5
MAP13-915x915x90-10/22-65	158044M	HL13ARN2PG	915x915x90	H13	65	26.5	1350	100	11.5
MAP14-305x305x90-10/22-65	158045M	HL14ARN2PG	305x305x90	H14	65	3	150	115	1.85
MAP14-305x610x90-10/22-65	158046M	HL14ARN2PG	305x610x90	H14	65	6	300	115	3.5
MAP14-457x457x90-10/22-65	158047M	HL14ARN2PG	457x457x90	H14	65	6.5	350	115	4.25
MAP14-457x610x90-10/22-65	158048M	HL14ARN2PG	457x610x90	H14	65	8.75	450	115	6.5
MAP14-610x610x90-10/22-65	158049M	HL14ARN2PG	610x610x90	H14	65	11.75	600	115	6.8
MAP14-610x762x90-10/22-65	158050M	HL14ARN2PG	610x762x90	H14	65	14.5	750	115	8.5
MAP14-610x915x90-10/22-65	158051M	HL14ARN2PG	610x915x90	H14	65	17	900	115	10
MAP14-610x1220x90-10/22-65	158052M	HL14ARN2PG	610x1220x90	H14	65	23	1200	115	12.5
MAP14-762x762x90-10/22-65	158053M	HL14ARN2PG	762x762x90	H14	65	18	900	115	10
MAP14-762x915x90-10/22-65	158054M	HL14ARN2PG	762x915x90	H14	65	22	1150	115	10.5
MAP14-915x915x90-10/22-65	158055M	HL14ARN2PG	915x915x90	H14	65	26.5	1350	115	11.5
MAP15-305x305x90-10/22-65	158056M	HL15ARN2PG	305x305x90	U15	65	3	150	130	1.85
MAP15-305x610x90-10/22-65	158057M	HL15ARN2PG	305x610x90	U15	65	6	300	130	3.5
MAP15-457x457x90-10/22-65	158058M	HL15ARN2PG	457x457x90	U15	65	6.5	350	130	4.25
MAP15-457x610x90-10/22-65	158059M	HL15ARN2PG	457x610x90	U15	65	8.75	450	130	6.5
MAP15-610x610x90-10/22-65	158060M	HL15ARN2PG	610x610x90	U15	65	11.75	600	130	6.8
MAP15-610x762x90-10/22-65	158061M	HL15ARN2PG	610x762x90	U15	65	14.5	750	130	8.5
MAP15-610x915x90-10/22-65	158062M	HL15ARN2PG	610x915x90	U15	65	17	900	130	10
MAP15-610x1220x90-10/22-65	158063M	HL15ARN2PG	610x1220x90	U15	65	23	1200	130	12.5
MAP15-762x762x90-10/22-65	158064M	HL15ARN2PG	762x762x90	U15	65	18	900	130	10
MAP15-762x915x90-10/22-65	158065M	HL15ARN2PG	762x915x90	U15	65	22	1150	130	10.5
MAP15-915x915x90-10/22-65	158066M	HL15ARN2PG	915x915x90	U15	65	26.5	1350	130	11.5

Other Options:
Media: *High Heat (Max.120°C)*
Surface Grid: *Without, Air Outlet, Both side*
Gasket type: *Without gasket, Rubber, EPDM, High heat.*
Gasket direction: *No, Air Outlet, Both side*

ATEX certification: AIR FILTERS. It is suitable for the explosive hazardous are of zone 1, 2, 21 and 22.
Hygiene certification:HEPA FILTER | VDI 6022 Blatt 1:2018, DIN 1946-4:2018, ISO 846:2019 Plastics, BS EN 17141:2020.
Food contact Conformity: HEPA Filter | (EC) No 1935/2004, (EC) No 2002/72, (EU) No 10/2011, (EU) No 2020/1245, U.S. FDA-Determining the Regulatory Status of Components of a Food Contact Material.

MADE IN TURKEY
Manufacturer: MGT

Mega AP-110-P75



Model: MAP13-610x610x110-10/22-75
MAP13: Mega AP, H13-class EN1822
610x610x110: Size WxLxD mm
10/22: Gasket Air Inlet/ Both side with grids
75: Pleat Depth mm
MGT Ref: HL13ARN2PG-610x610x110

APPLICATIONS

- To be used for absolute air filtration in controlled contamination environments clean rooms,LAF benches and operating rooms

Laminar Flow Filters

Frame: Aluminium
Media: Micro Glass Fibre
Surface Grid:
Both Side With Face Grids
Gasket Type: Polyurethane
Gasket Direction: Air Inlet
Filter Stage: III-IV

MPPS Efficiency EN 1822:
H13 (≥99.95%) H14 (99.995%), U15 (99.9995%)
Max. Temperature: 80°C (Optional 120°C)
Relative Humidity: 100%
Rec. Final Pressure Drop: 600 Pa

Fire Resistance Class: K1/F1 According to DIN53438

Model	P/N	MGT's Reference	Size WxLxD	Filter Class EN 1822	Pleat Depth mm	Filter Area m^2	Air Flow m^3/h	Pressure Drop Pa	Weight kg
MAP13-305x305x110-10/22-75	151101M	HL13ARN2PG	305x305x110	H13	75	3.9	150	95	1.85
MAP13-305x610x110-10/22-75	151102M	HL13ARN2PG	305x610x110	H13	75	7.75	300	95	3.5
MAP13-457x457x110-10/22-75	151103M	HL13ARN2PG	457x457x110	H13	75	8.4	350	95	4.25
MAP13-457x610x110-10/22-75	151104M	HL13ARN2PG	457x610x110	H13	75	11.3	450	95	6.5
MAP13-610x610x110-10/22-75	151105M	HL13ARN2PG	610x610x110	H13	75	15.2	600	95	6.8
MAP13-610x762x110-10/22-75	151106M	HL13ARN2PG	610x762x110	H13	75	18.75	750	95	8.5
MAP13-610x915x110-10/22-75	151107M	HL13ARN2PG	610x915x110	H13	75	22	900	95	10
MAP13-610x1220x110-10/22-75	151108M	HL13ARN2PG	610x1220x110	H13	75	29.75	1200	95	12.5
MAP13-762x762x110-10/22-75	151109M	HL13ARN2PG	762x762x110	H13	75	23.3	900	95	10
MAP13-762x915x110-10/22-75	151110M	HL13ARN2PG	762x915x110	H13	75	28.5	1150	95	10.5
MAP13-915x915x110-10/22-75	151111M	HL13ARN2PG	915x915x110	H13	75	34.3	1350	95	11.5
MAP14-305x305x110-10/22-75	151112M	HL14ARN2PG	305x305x110	H14	75	3.9	150	110	1.85
MAP14-305x610x110-10/22-75	151113M	HL14ARN2PG	305x610x110	H14	75	7.75	300	110	3.5
MAP14-457x457x110-10/22-75	151114M	HL14ARN2PG	457x457x110	H14	75	8.4	350	110	4.25
MAP14-457x610x110-10/22-75	151115M	HL14ARN2PG	457x610x110	H14	75	11.3	450	110	6.5
MAP14-610x610x110-10/22-75	151116M	HL14ARN2PG	610x610x110	H14	75	15.2	600	110	6.8
MAP14-610x762x110-10/22-75	151117M	HL14ARN2PG	610x762x110	H14	75	18.75	750	110	8.5
MAP14-610x915x110-10/22-75	151118M	HL14ARN2PG	610x915x110	H14	75	22	900	110	10
MAP14-610x1220x110-10/22-75	151119M	HL14ARN2PG	610x1220x110	H14	75	29.75	1200	110	12.5
MAP14-762x762x110-10/22-75	151120M	HL14ARN2PG	762x762x110	H14	75	23.3	900	110	10
MAP14-762x915x110-10/22-75	151121M	HL14ARN2PG	762x915x110	H14	75	28.5	1150	110	10.5
MAP14-915x915x110-10/22-75	151122M	HL14ARN2PG	915x915x110	H14	75	34.3	1350	110	11.5
MAP15-305x305x110-10/22-75	151123M	HL15ARN2PG	305x305x110	U15	75	3.9	150	125	1.85
MAP15-305x610x110-10/22-75	151124M	HL15ARN2PG	305x610x110	U15	75	7.75	300	125	3.5
MAP15-457x457x110-10/22-75	151125M	HL15ARN2PG	457x457x110	U15	75	8.4	350	125	4.25
MAP15-457x610x110-10/22-75	151126M	HL15ARN2PG	457x610x110	U15	75	11.3	450	125	6.5
MAP15-610x610x110-10/22-75	151127M	HL15ARN2PG	610x610x110	U15	75	15.2	600	125	6.8
MAP15-610x762x110-10/22-75	151128M	HL15ARN2PG	610x762x110	U15	75	18.75	750	125	8.5

MADE IN TURKEY
Manufacturer: MGT

Model	P/N	MGT's Reference	Size WxLxD	Filter Class EN 1822	Pleat Depth mm	Filter Area m^2	Air Flow m^3/h	Pressure Drop Pa	Weight kg
MAP15-610x915x110-10/22-75	151129M	HL15ARN2PG	610x915x110	U15	75	22	900	125	10
MAP15-610x1220x110-10/22-75	151130M	HL15ARN2PG	610x1220x110	U15	75	29.75	1200	125	12.5
MAP15-762x762x110-10/22-75	151131M	HL15ARN2PG	762x762x110	U15	75	23.3	900	125	10
MAP15-762x915x110-10/22-75	151132M	HL15ARN2PG	762x915x110	U15	75	28.5	1150	125	10.5
MAP15-915x915x110-10/22-75	151133M	HL15ARN2PG	915x915x110	U15	75	34.3	1350	125	11.5

Other Options:
Media: *High Heat (Max.120°C)*
Surface Grid: *Without, Air Outlet, Both side*
Gasket type: *Without gasket, Rubber, EPDM, High heat.*
Gasket direction: *No, Air Outlet, Air Inlet, Both side*

ATEX certification: AIR FILTERS. It is suitable for the explosive hazardous are of zone 1, 2, 21 and 22.
Hygiene certification:HEPA FILTER | VDI 6022 Blatt 1:2018, DIN 1946-4:2018, ISO 846:2019 Plastics, BS EN 17141:2020.
Food contact Conformity: HEPA Filter | (EC) No 1935/2004, (EC) No 2002/72, (EU) No 10/2011, (EU) No 2020/1245, U.S. FDA-Determining the Regulatory Status of Components of a Food Contact Material.

MADE IN TURKEY
Manufacturer: MGT

Mega AP-125-P100



Model: MAP13-610x610x125-10/22-100
MAP13: Mega AP, H13-class EN1822
610x610x125: Size WxLxD mm
10/22: Gasket Air Inlet/ Both side with grids
100: Pleat Depth mm
MGT Ref: HL13ARL2PG-610x610x125

APPLICATIONS

- To be used for absolute air filtration in controlled contamination environments clean rooms,LAF benches and operating rooms.

Laminar Flow Filters

Frame: Aluminium
Media: Micro Glass Fibre
Surface Grid: Both Side With Face Grids
Gasket Type: Polyurethane
Gasket Direction: Air Inlet
Filter Stage: III-IV

MPPS Efficiency EN 1822: H13 (≥99.95%) H14 (99.995%), U15 (99.9995%)
Max. Temperature: 80°C (Optional 120°C)
Relative Humidity: 100%
Rec. Final Pressure Drop: 600 Pa

Fire Resistance Class: K1/F1 According to DIN53438

Model	P/N	MGT's Reference	Size WxLxD	Filter Class EN 1822	Pleat Depth mm	Filter Area m²	Air Flow m³/h	Pressure Drop Pa	Weight kg
MAP13-305x305x125-10/22-100	151201M	HL13ARL2PG	305x305x125	H13	100	4.5	150	80	2
MAP13-305x610x125-10/22-100	151202M	HL13ARL2PG	305x610x125	H13	100	9	300	80	3.8
MAP13-457x457x125-10/22-100	151203M	HL13ARL2PG	457x457x125	H13	100	10	350	80	5
MAP13-457x610x125-10/22-100	151204M	HL13ARL2PG	457x610x125	H13	100	13.5	450	80	7
MAP13-610x610x125-10/22-100	151205M	HL13ARL2PG	610x610x125	H13	100	18	600	80	8
MAP13-610x762x125-10/22-100	151206M	HL13ARL2PG	610x762x125	H13	100	22.65	750	80	9
MAP13-610x915x125-10/22-100	151207M	HL13ARL2PG	610x915x125	H13	100	27	900	80	10.5
MAP13-610x1220x125-10/22-100	151208M	HL13ARL2PG	610x1220x125	H13	100	36	1500	80	13.5
MAP14-305x305x125-10/22-100	151209M	HL14ARL2PG	305x305x125	H14	100	4.5	150	90	2
MAP14-305x610x125-10/22-100	151210M	HL14ARL2PG	305x610x125	H14	100	9	300	90	3.8
MAP14-457x457x125-10/22-100	151211M	HL14ARL2PG	457x457x125	H14	100	10	350	90	5
MAP14-457x610x125-10/22-100	151212M	HL14ARL2PG	457x610x125	H14	100	13.5	450	90	7
MAP14-610x610x125-10/22-100	151213M	HL14ARL2PG	610x610x125	H14	100	18	600	90	8
MAP14-610x762x125-10/22-100	151214M	HL14ARL2PG	610x762x125	H14	100	22.65	750	90	9
MAP14-610x915x125-10/22-100	151215M	HL14ARL2PG	610x915x125	H14	100	27	900	90	10.5
MAP14-610x1220x125-10/22-100	151216M	HL14ARL2PG	610x1220x125	H14	100	36	1200	90	13.5
MAP15-305x305x125-10/22-100	151217M	HL15ARL2PG	305x305x125	U15	100	4.5	150	100	2
MAP15-305x610x125-10/22-100	151218M	HL15ARL2PG	305x610x125	U15	100	9	300	100	3.8
MAP15-457x457x125-10/22-100	151219M	HL15ARL2PG	457x457x125	U15	100	10	350	100	5
MAP15-457x610x125-10/22-100	151220M	HL15ARL2PG	457x610x125	U15	100	13.5	450	100	7
MAP15-610x610x125-10/22-100	151221M	HL15ARL2PG	610x610x125	U15	100	18	600	100	8
MAP15-610x762x125-10/22-100	151222M	HL15ARL2PG	610x762x125	U15	100	22.65	750	100	9
MAP15-610x915x125-10/22-100	151223M	HL15ARL2PG	610x915x125	U15	100	27	900	100	10.5
MAP15-610x1220x125-10/22-100	151224M	HL15ARL2PG	610x1220x125	U15	100	36	1200	100	13.5

Other Options:
Media: *High Heat (Max.120°C)*
Surface Grid: *Without, Air Outlet, Both side*
Gasket type: *Without gasket, Rubber, EPDM, High heat.*
Gasket direction: *No, Air Outlet, Air Inlet, Both side*

ATEX certification: AIR FILTERS. It is suitable for the explosive hazardous are of zone 1, 2, 21 and 22.
Hygiene certification:HEPA FILTER | VDI 6022 Blatt 1:2018, DIN 1946-4:2018, ISO 846:2019 Plastics, BS EN 17141:2020.
Food contact Conformity: HEPA Filter | (EC) No 1935/2004, (EC) No 2002/72, (EU) No 10/2011, (EU) No 2020/1245, U.S. FDA-Determining the Regulatory Status of Components of a Food Contact Material.

MADE IN TURKEY
Manufacturer: MGT

Mega AP-150-P100



Model: MAP13-610x610x150-10/22-100
MAP13: Mega AP, H13-class EN1822
610x610x150: Size WxLxD mm
10/22: Gasket Air Inlet/ Both side with grids
100: Pleat Depth mm
MGT Ref: HL13ARL2PG-610x610x150

APPLICATIONS

- To be used for absolute air filtration in controlled contamination environments clean rooms,LAF benches and operating rooms.

Laminar Flow Filters

Frame: Aluminium
Media: Micro Glass Fibre
Surface Grid: Both Side With Face Grids
Gasket Type: Polyurethane
Gasket Direction: Air Inlet
Filter Stage: III-IV

MPPS Efficiency EN 1822: H13 (≥99.95%) H14 (99.995%), U15 (99.9995%)
Max. Temperature: 80°C
Relative Humidity: 100%
Rec. Final Pressure Drop: 600 Pa

Fire Resistance Class: K1/F1 According to DIN53438

Model	P/N	MGT's Reference	Size WxLxD	Filter Class EN 1822	Pleat Depth mm	Filter Area m^2	Air Flow m^3/h	Pressure Drop Pa	Weight kg
MAP13-305x305x150-10/22-100	151501M	HL13ARL2PG	305x305x150	H13	100	4.5	150	80	2
MAP13-305x610x150-10/22-100	151502M	HL13ARL2PG	305x610x150	H13	100	9	300	80	3.8
MAP13-457x457x150-10/22-100	151503M	HL13ARL2PG	457x457x150	H13	100	10	350	80	5
MAP13-457x610x150-10/22-100	151504M	HL13ARL2PG	457x610x150	H13	100	13.5	450	80	7
MAP13-610x610x150-10/22-100	151505M	HL13ARL2PG	610x610x150	H13	100	18	600	80	8
MAP13-610x762x150-10/22-100	151506M	HL13ARL2PG	610x762x150	H13	100	22.65	750	80	9
MAP13-610x915x150-10/22-100	151507M	HL13ARL2PG	610x915x150	H13	100	27	900	80	10.5
MAP13-610x1220x150-10/22-100	151508M	HL13ARL2PG	610x1220x150	H13	100	36	1500	80	13.5
MAP13-762x762x150-10/22-100	151509M	HL13ARL2PG	762x762x150	H13	100	28	900	80	10.5
MAP13-762x915x150-10/22-100	151510M	HL13ARL2PG	762x915x150	H13	100	34	1150	80	11
MAP13-915x915x150-10/22-100	151511M	HL13ARL2PG	915x915x150	H13	100	41.5	1350	80	12
MAP14-305x305x150-10/22-100	151512M	HL14ARL2PG	305x305x150	H14	100	4.5	150	90	2
MAP14-305x610x150-10/22-100	151513M	HL14ARL2PG	305x610x150	H14	100	9	300	90	3.8
MAP14-457x457x150-10/22-100	151514M	HL14ARL2PG	457x457x150	H14	100	10	350	90	5
MAP14-457x610x150-10/22-100	151515M	HL14ARL2PG	457x610x150	H14	100	13.5	450	90	7
MAP14-610x610x150-10/22-100	151516M	HL14ARL2PG	610x610x150	H14	100	18	600	90	8
MAP14-610x762x150-10/22-100	151517M	HL14ARL2PG	610x762x150	H14	100	22.65	750	90	9
MAP14-610x915x150-10/22-100	151518M	HL14ARL2PG	610x915x150	H14	100	27	900	90	10.5
MAP14-610x1220x150-10/22-100	151519M	HL14ARL2PG	610x1220x150	H14	100	36	1200	90	13.5
MAP14-762x762x150-10/22-100	151520M	HL14ARL2PG	762x762x150	H14	100	28	900	90	10.5
MAP14-762x915x150-10/22-100	151521M	HL14ARL2PG	762x915x150	H14	100	34	1150	90	11
MAP14-915x915x150-10/22-100	151522M	HL14ARL2PG	915x915x150	H14	100	41.5	1350	90	12
MAP15-305x305x150-10/22-100	151523M	HL15ARL2PG	305x305x150	U15	100	4.5	150	100	2
MAP15-305x610x150-10/22-100	151524M	HL15ARL2PG	305x610x150	U15	100	9	300	100	3.8
MAP15-457x457x150-10/22-100	151525M	HL15ARL2PG	457x457x150	U15	100	10	350	100	5
MAP15-457x610x150-10/22-100	151526M	HL15ARL2PG	457x610x150	U15	100	13.5	450	100	7
MAP15-610x610x150-10/22-100	151527M	HL15ARL2PG	610x610x150	U15	100	18	600	100	8
MAP15-610x762x150-10/22-100	151528M	HL15ARL2PG	610x762x150	U15	100	22.65	750	100	9

Model	P/N	MGT's Reference	Size WxLxD	Filter Class EN 1822	Pleat Depth mm	Filter Area m^2	Air Flow m^3/h	Pressure Drop Pa	Weight kg
MAP15-610x915x150-10/22-100	151529M	HL15ARL2PG	610x915x150	U15	100	27	900	100	10.5
MAP15-610x1220x150-10/22-100	151530M	HL15ARL2PG	610x1220x150	U15	100	36	1200	100	13.5
MAP15-762x762x150-10/22-100	151531M	HL15ARL2PG	762x762x150	U15	100	28	900	100	10.5
MAP15-762x915x150-10/22-100	151532M	HL15ARL2PG	762x915x150	U15	100	34	1150	100	11
MAP15-915x915x150-10/22-100	151533M	HL15ARL2PG	915x915x150	U15	100	41.5	1350	100	12

Other Options:
Media: *High Heat (Max.120°C)*
Surface Grid: *Without, Air Outlet, Both side*
Gasket type: *Without, Rubber, EPDM, High heat.*
Gasket direction: *No, Air Outlet, Air Inlet, Both side*

ATEX certification: AIR FILTERS. It is suitable for the explosive hazardous are of zone 1, 2, 21 and 22.
Hygiene certification:HEPA FILTER | VDI 6022 Blatt 1:2018, DIN 1946-4:2018, ISO 846:2019 Plastics, BS EN 17141:2020.
Food contact Conformity: HEPA Filter | (EC) No 1935/2004, (EC) No 2002/72, (EU) No 10/2011, (EU) No 2020/1245, U.S. FDA-Determining the Regulatory Status of Components of a Food Contact Material.

MADE IN TURKEY
Manufacturer: MGT

Mega AP-150-P125



Model: MAP13-610x610x150-10/22-125
MAP13: Mega AP, H13-class EN1822
610x610x150: Size WxLxD mm
10/22: Gasket Air Inlet/ Both side with grids
135: Pleat Depth mm
MGT Ref: HL13ARL2PG-610x610x150

APPLICATIONS

- To be used for absolute air filtration in controlled contamination environments clean rooms,LAF benches and operating rooms

Laminar Flow Filters

Frame: Aluminium
Media: Micro Glass Fibre
Surface Grid:
Both Side With Face Grids
Gasket Type: Polyurethane
Gasket Direction: Air Inlet
Filter Stage: III-IV

MPPS Efficiency EN 1822:
H13 (≥99.95%) H14 (≥99.995%), U15 (≥99.9995%)
Max. Temperature: 80°C (Optional 120°C)
Relative Humidity: 100%
Rec. Final Pressure Drop: 600 Pa

Fire Resistance Class: K1/F1 According to DIN53438

Model	P/N	MGT's Reference	Size WxLxD	Filter Class EN 1822	Pleat Depth mm	Filter Area m²	Air Flow m³/h	Pressure Drop Pa	Weight kg
MAP13-305x305x150-10/22-125	151501ESM	HL13ARE2PG	305x305x150	H13	125	5.6	150	70	2
MAP13-305x610x150-10/22-125	151502ESM	HL13ARE2PG	305x610x150	H13	125	11.25	300	70	3.8
MAP13-457x457x150-10/22-125	151503ESM	HL13ARE2PG	457x457x150	H13	125	12.5	350	70	5
MAP13-457x610x150-10/22-125	151504ESM	HL13ARE2PG	457x610x150	H13	125	16.8	450	70	7
MAP13-610x610x150-10/22-125	151505ESM	HL13ARE2PG	610x610x150	H13	125	22.5	600	70	8
MAP13-610x762x150-10/22-125	151506ESM	HL13ARE2PG	610x762x150	H13	125	28.3	750	70	9
MAP13-610x915x150-10/22-125	151507ESM	HL13ARE2PG	610x915x150	H13	125	33.75	900	70	10.5
MAP13-610x1220x150-10/22-125	151508ESM	HL13ARE2PG	610x1220x150	H13	125	45	1500	70	13.5
MAP13-762x762x150-10/22-125	151509ESM	HL13ARE2PG	762x762x150	H13	125	35	900	70	10.5
MAP13-762x915x150-10/22-125	151510ESM	HL13ARE2PG	762x915x150	H13	125	42.5	1150	70	11
MAP13-915x915x150-10/22-125	151511ESM	HL13ARE2PG	915x915x150	H13	125	51.85	1350	70	12
MAP14-305x305x150-10/22-125	151512ESM	HL14ARE2PG	305x305x150	H14	125	5.6	150	80	2
MAP14-305x610x150-10/22-125	151513ESM	HL14ARE2PG	305x610x150	H14	125	11.25	300	80	3.8
MAP14-457x457x150-10/22-125	151514ESM	HL14ARE2PG	457x457x150	H14	125	12.5	350	80	5
MAP14-457x610x150-10/22-125	151515ESM	HL14ARE2PG	457x610x150	H14	125	16.8	450	80	7
MAP14-610x610x150-10/22-125	151516ESM	HL14ARE2PG	610x610x150	H14	125	22.5	600	80	8
MAP14-610x762x150-10/22-125	151517ESM	HL14ARE2PG	610x762x150	H14	125	28.3	750	80	9
MAP14-610x915x150-10/22-125	151518ESM	HL14ARE2PG	610x915x150	H14	125	33.75	900	80	10.5
MAP14-610x1220x150-10/22-125	151519ESM	HL14ARE2PG	610x1220x150	H14	125	45	1200	80	13.5
MAP14-762x762x150-10/22-125	151520ESM	HL14ARE2PG	762x762x150	H14	125	35	900	80	10.5
MAP14-762x915x150-10/22-125	151521ESM	HL14ARE2PG	762x915x150	H14	125	42.5	1150	80	11
MAP14-915x915x150-10/22-125	151522ESM	HL14ARE2PG	915x915x150	H14	125	51.85	1350	80	12
MAP15-305x305x150-10/22-125	151523ESM	HL15ARE2PG	305x305x150	U15	125	5.6	150	90	2
MAP15-305x610x150-10/22-125	151524ESM	HL15ARE2PG	305x610x150	U15	125	11.25	300	90	3.8
MAP15-457x457x150-10/22-125	151525ESM	HL15ARE2PG	457x457x150	U15	125	12.5	350	90	5
MAP15-457x610x150-10/22-125	151526ESM	HL15ARE2PG	457x610x150	U15	125	16.8	450	90	7
MAP15-610x610x150-10/22-125	151527ESM	HL15ARE2PG	610x610x150	U15	125	22.5	600	90	8
MAP15-610x762x150-10/22-125	151528ESM	HL15ARE2PG	610x762x150	U15	125	28.3	750	90	9

MADE IN TURKEY
Manufacturer: MGT

Model	P/N	MGT's Reference	Size WxLxD	Filter Class EN 1822	Pleat Depth mm	Filter Area m^2	Air Flow m^3/h	Pressure Drop Pa	Weight kg
MAP15-610x915x150-10/22-125	151529ESM	HL15ARE2PG	610x915x150	U15	125	33.75	900	90	10.5
MAP15-610x1220x150-10/22-125	151530ESM	HL15ARE2PG	610x1220x150	U15	125	45	1200	90	13.5
MAP15-762x762x150-10/22-125	151531ESM	HL15ARE2PG	762x762x150	U15	125	35	900	90	10.5
MAP15-762x915x150-10/22-125	151532ESM	HL15ARE2PG	762x915x150	U15	125	42.5	1150	90	11
MAP15-915x915x150-10/22-125	151533ESM	HL15ARE2PG	915x915x150	U15	125	51.85	1350	90	12

Other Options:
Media: *High Heat (Max.120°C)*
Surface Grid: *Without, Air Outlet, Both side*
Gasket type: *Without, Rubber, EPDM, High heat.*
Gasket direction: *No, Air Outlet, Air Inlet, Both side*

ATEX certification: AIR FILTERS. It is suitable for the explosive hazardous are of zone 1, 2, 21 and 22.
Hygiene certification:HEPA FILTER | VDI 6022 Blatt 1:2018, DIN 1946-4:2018, ISO 846:2019 Plastics, BS EN 17141:2020.
Food contact Conformity: HEPA Filter | (EC) No 1935/2004, (EC) No 2002/72, (EU) No 10/2011, (EU) No 2020/1245, U.S. FDA-Determining the Regulatory Status of Components of a Food Contact Material.

MADE IN TURKEY
Manufacturer: MGT

Mega Gel-78-P58



Model: MAG13-610x610x78-10/22-58
MAG13: Mega Gel, H13-class EN1822
610x610x78: Size WxLxD mm
10/22: Gasket Air Inlet/ Both side with grids
58: Pleat Depth mm
MGT Ref: HG13ARM2GG-610x610x78

APPLICATIONS

- Used in systems made according to sealed with gel technique
- Clean rooms with LAF counters and Operating rooms

HEPA Filters With Gel Gasket

Frame: Aluminium
Media: Micro Glass Fibre
Surface Grid:
Both Side With Face Grids
Gasket Type: Gel
Gasket Direction: Air Inlet

MPPS Efficiency EN 1822:
H13 (≥99.95%), H14 (≥99.995%), U15 (≥99.9995%).
Max. Temperature: 80°C
Relative Humidity: 100%
Filter Stage: III-IV
Rec. Final Pressure Drop: 600 Pa

Fire Resistance Class: K1/F1 According to DIN53438

Model	P/N	MGT's Reference	Size WxLxD	Filter Class EN 1822	Pleat Depth mm	Filter Area m^2	Air Flow m^3/h	Pressure Drop Pa	Weight kg
MAG13-305x305x78-10/22-58	G158001M	HG13ARM2GG	305x305x78	H13	58	2.8	150	110	1.85
MAG13-305x610x78-10/22-58	G158002M	HG13ARM2GG	305x610x78	H13	58	5.5	300	110	3.5
MAG13-457x457x78-10/22-58	G158003M	HG13ARM2GG	457x457x78	H13	58	6	350	110	4.25
MAG13-457x610x78-10/22-58	G158004M	HG13ARM2GG	457x610x78	H13	58	8	450	110	6.5
MAG13-610x610x78-10/22-58	G158005M	HG13ARM2GG	610x610x78	H13	58	10.5	600	110	6.8
MAG13-610x762x78-10/22-58	G158006M	HG13ARM2GG	610x762x78	H13	58	13	750	110	8.5
MAG13-610x915x78-10/22-58	G158007M	HG13ARM2GG	610x915x78	H13	58	15.5	900	110	10
MAG13-610x1220x78-10/22-58	G158008M	HG13ARM2GG	610x1220x78	H13	58	21	1200	110	12.5
MAG14-305x305x78-10/22-58	G158009M	HG14ARM2GG	305x305x78	H14	58	2.8	150	125	1.85
MAG14-305x610x78-10/22-58	G158010M	HG14ARM2GG	305x610x78	H14	58	5.5	300	125	3.5
MAG14-457x457x78-10/22-58	G158011M	HG14ARM2GG	457x457x78	H14	58	6	350	125	4.25
MAG14-457x610x78-10/22-58	G158012M	HG14ARM2GG	457x610x78	H14	58	8	450	125	6.5
MAG14-610x610x78-10/22-58	G158013M	HG14ARM2GG	610x610x78	H14	58	10.5	600	125	6.8
MAG14-610x762x78-10/22-58	G158014M	HG14ARM2GG	610x762x78	H14	58	13	750	125	8.5
MAG14-610x915x78-10/22-58	G158015M	HG14ARM2GG	610x915x78	H14	58	15.5	900	125	10
MAG14-610x1220x78-10/22-58	G158016M	HG14ARM2GG	610x1220x78	H14	58	21	1200	125	12.5
MAG15-305x305x78-10/22-58	G158017M	HG15ARM2GG	305x305x78	U15	58	2.8	150	140	1.85
MAG15-305x610x78-10/22-58	G158018M	HG15ARM2GG	305x610x78	U15	58	5.5	300	140	3.5
MAG15-457x457x78-10/22-58	G158019M	HG15ARM2GG	457x457x78	U15	58	6	350	140	4.25
MAG15-457x610x78-10/22-58	G158020M	HG15ARM2GG	457x610x78	U15	58	8	450	140	6.5
MAG15-610x610x78-10/22-58	G158021M	HG15ARM2GG	610x610x78	U15	58	10.5	600	140	6.8
MAG15-610x762x78-10/22-58	G158022M	HG15ARM2GG	610x762x78	U15	58	13	750	140	8.5
MAG15-610x915x78-10/22-58	G158023M	HG15ARM2GG	610x915x78	U15	58	15.5	900	140	10
MAG15-610x1220x78-10/22-58	G158024M	HG15ARM2GG	610x1220x78	U15	58	21	1200	140	12.5

Other Options:
Surface Grid: *Without, Air Outlet*
Gasket direction: *Air Outlet, Air Inlet*

Hygiene certification: HEPA FILTER | VDI 6022 Blatt 1:2018, DIN 1946-4:2018, ISO 846:2019 Plastics, BS EN 17141:2020.
Food contact Conformity: HEPA Filter (available on request) | (EC) No 1935/2004, (EC) No 2002/72, (EU) No 10/2011, (EU) No 2020/1245, U.S. FDA-Determining the Regulatory Status of Components of a Food Contact Material.

MADE IN TURKEY
Manufacturer: MGT

Mega Gel-104-P75



Model: MAG13-610x610x104-10/22-75

MAG13: Mega Gel, H13-class EN1822

610x610x104: Size WxLxD mm

10/22: Gasket Air Inlet/ Both side with grids

75: Pleat Depth mm

MGT Ref: HG13ARN2GG-610x610x104

APPLICATIONS

- Used in systems made according to sealed with gel technique
- Clean rooms with LAF counters and Operating rooms

HEPA Filters With Gel Gasket

Frame: Aluminium
Media: Micro Glass Fibre
Surface Grid:
Both Side With Face Grids
Gasket Type: Gel
Gasket Direction: Air Inlet

MPPS Efficiency EN 1822:
H13 (≥99.95%), H14 (≥99.995%), U15 (≥99.9995%).
Max. Temperature: 80°C
Relative Humidity: 100%
Filter Stage: III-IV
Rec. Final Pressure Drop: 600 Pa

Fire Resistance Class: K1/F1 According to DIN53438

Model	P/N	MGT's Reference	Size WxLxD	Filter Class EN 1822	Pleat Depth mm	Filter Area m^2	Air Flow m^3/h	Pressure Drop Pa	Weight kg
MAG13-305x305x104-10/22-75	G159001M	HG13ARN2GG	305x305x104	H13	75	3	150	100	2.2
MAG13-305x610x104-10/22-75	G159002M	HG13ARN2GG	305x610x104	H13	75	6	300	100	4
MAG13-457x457x104-10/22-75	G159003M	HG13ARN2GG	457x457x104	H13	75	6.5	350	100	5
MAG13-457x610x104-10/22-75	G159004M	HG13ARN2GG	457x610x104	H13	75	8.75	450	100	7.5
MAG13-610x610x104-10/22-75	G159005M	HG13ARN2GG	610x610x104	H13	75	11.75	600	100	7.8
MAG13-610x762x104-10/22-75	G159006M	HG13ARN2GG	610x762x104	H13	75	14.5	750	100	10
MAG13-610x915x104-10/22-75	G159007M	HG13ARN2GG	610x915x104	H13	75	17	900	100	11.5
MAG13-610x1220x104-10/22-75	G159008M	HG13ARN2GG	610x1220x104	H13	75	23	1200	100	14.25
MAG13-762x762x104-10/22-75	G159009M	HG13ARN2GG	762x762x104	H13	75	18	900	100	11.5
MAG13-762x915x104-10/22-75	G159010M	HG13ARN2GG	762x915x104	H13	75	22	1150	100	12
MAG13-915x915x104-10/22-75	G159011M	HG13ARN2GG	915x915x104	H13	75	26.5	1350	100	13.25
MAG14-305x305x104-10/22-75	G159012M	HG14ARN2GG	305x305x104	H14	75	3	150	115	2.2
MAG14-305x610x104-10/22-75	G159013M	HG14ARN2GG	305x610x104	H14	75	6	300	115	4
MAG14-457x457x104-10/22-75	G159014M	HG14ARN2GG	457x457x104	H14	75	6.5	350	115	5
MAG14-457x610x104-10/22-75	G159015M	HG14ARN2GG	457x610x104	H14	75	8.75	450	115	7.5
MAG14-610x610x104-10/22-75	G159016M	HG14ARN2GG	610x610x104	H14	75	11.75	600	115	7.8
MAG14-610x762x104-10/22-75	G159017M	HG14ARN2GG	610x762x104	H14	75	14.5	750	115	10
MAG14-610x915x104-10/22-75	G159018M	HG14ARN2GG	610x915x104	H14	75	17	900	115	11.5
MAG14-610x1220x104-10/22-75	G159019M	HG14ARN2GG	610x1220x104	H14	75	23	1200	115	14.25
MAG14-762x762x104-10/22-75	G159020M	HG14ARN2GG	762x762x104	H14	75	18	900	115	11.5
MAG14-762x915x104-10/22-75	G159021M	HG14ARN2GG	762x915x104	H14	75	22	1150	115	12
MAG14-915x915x104-10/22-75	G159022M	HG14ARN2GG	915x915x104	H14	75	26.5	1350	115	13.25
MAG15-305x305x104-10/22-75	G159023M	HG15ARN2GG	305x305x104	U15	75	3	150	130	2.2
MAG15-305x610x104-10/22-75	G159024M	HG15ARN2GG	305x610x104	U15	75	6	300	130	4
MAG15-457x457x104-10/22-75	G159025M	HG15ARN2GG	457x457x104	U15	75	6.5	350	130	5
MAG15-457x610x104-10/22-75	G159026M	HG15ARN2GG	457x610x104	U15	75	8.75	450	130	7.5
MAG15-610x610x104-10/22-75	G159027M	HG15ARN2GG	610x610x104	U15	75	11.75	600	130	7.8
MAG15-610x762x104-10/22-75	G159028M	HG15ARN2GG	610x762x104	U15	75	14.5	750	130	10

Model	P/N	MGT's Reference	Size WxLxD	Filter Class EN 1822	Pleat Depth mm	Filter Area m^2	Air Flow m^3/h	Pressure Drop Pa	Weight kg
MAG15-610x915x104-10/22-75	G159029M	HG15ARN2GG	610x915x104	U15	75	17	900	130	11.5
MAG15-610x1220x104-10/22-75	G159030M	HG15ARN2GG	610x1220x104	U15	75	23	1200	130	14.25
MAG15-762x762x104-10/22-75	G159031M	HG15ARN2GG	762x762x104	U15	75	18	900	130	11.5
MAG15-762x915x104-10/22-75	G159032M	HG15ARN2GG	762x915x104	U15	75	22	1150	130	12
MAG15-915x915x104-10/22-75	G159033M	HG15ARN2GG	915x915x104	U15	75	26.5	1350	130	13.25

Other Options:
Surface Grid: *Without, Air Outlet, Both side*
Gasket direction: *Air Outlet, Air Inlet*

Hygiene certification: HEPA FILTER | VDI 6022 Blatt 1:2018, DIN 1946-4:2018, ISO 846:2019 Plastics, BS EN 17141:2020.
Food contact Conformity: HEPA Filter (available on request) | (EC) No 1935/2004, (EC) No 2002/72, (EU) No 10/2011, (EU) No 2020/1245, U.S. FDA-Determining the Regulatory Status of Components of a Food Contact Material.

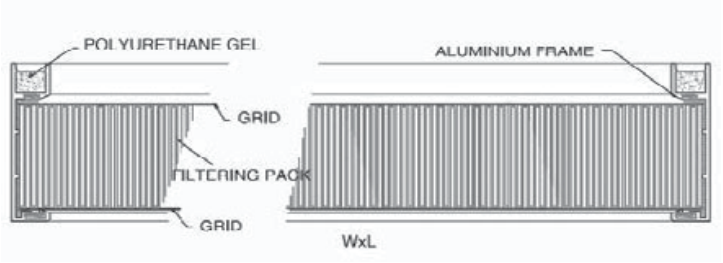

MADE IN TURKEY
Manufacturer: MGT

Mega Gel-129-P100





Model: MAG13-610x610x129-10/22-100
MAG13: Mega Gel, H13-class EN1822
610x610x129: Size WxLxD mm
10/22: Gasket Air Inlet/ Both side with grids
100: Pleat Depth mm
MGT Ref: HG13ARL2GG-610x610x129

APPLICATIONS

- Used in systems made according to sealed with gel technique
- Clean rooms with LAF counters and Operating rooms

HEPA Filters With Gel Gasket

Frame: Aluminium
Media: Micro Glass Fibre
Surface Grid:
Both Side With Face Grids
Gasket Type: Gel
Gasket Direction: Air Inlet

MPPS Efficiency EN 1822:
H13 (≥99.95%), H14 (≥99.995%), U15 (≥99.9995%).
Max. Temperature: 80°C
Relative Humidity: 100%
Filter Stage: III-IV
Rec. Final Pressure Drop: 600 Pa

Fire Resistance Class: K1/F1 According to DIN53438

Model	P/N	MGT's Reference	Size WxLxD	Filter Class EN 1822	Pleat Depth mm	Filter Area m²	Air Flow m³/h	Pressure Drop Pa	Weight kg
MAG13-305x305x129-10/22-100	G151201M	HG13ARL2GG	305x305x129	H13	100	4.5	150	80	2
MAG13-305x610x129-10/22-100	G151202M	HG13ARL2GG	305x610x129	H13	100	9	300	80	3.8
MAG13-457x457x129-10/22-100	G151203M	HG13ARL2GG	457x457x129	H13	100	10	350	80	5
MAG13-457x610x129-10/22-100	G151204M	HG13ARL2GG	457x610x129	H13	100	13.5	450	80	7
MAG13-610x610x129-10/22-100	G151205M	HG13ARL2GG	610x610x129	H13	100	18	600	80	8
MAG13-610x762x129-10/22-100	G151206M	HG13ARL2GG	610x762x129	H13	100	22.65	750	80	9
MAG13-610x915x129-10/22-100	G151207M	HG13ARL2GG	610x915x129	H13	100	27	900	80	10.5
MAG13-610x1220x129-10/22-100	G151208M	HG13ARL2GG	610x1220x129	H13	100	36	1500	80	13.5
MAG13-762x762x129-10/22-100	G151209M	HG13ARL2GG	762x762x129	H13	100	28	900	80	10.5
MAG13-762x915x129-10/22-100	G151210M	HG13ARL2GG	762x915x129	H13	100	34	1150	80	11
MAG13-915x915x129-10/22-100	G151211M	HG13ARL2GG	915x915x129	H13	100	41.5	1350	80	12
MAG14-305x305x129-10/22-100	G151212M	HG14ARL2GG	305x305x129	H14	100	4.5	150	90	2
MAG14-305x610x129-10/22-100	G151213M	HG14ARL2GG	305x610x129	H14	100	9	300	90	3.8
MAG14-457x457x129-10/22-100	G151214M	HG14ARL2GG	457x457x129	H14	100	10	350	90	5
MAG14-457x610x129-10/22-100	G151215M	HG14ARL2GG	457x610x129	H14	100	13.5	450	90	7
MAG14-610x610x129-10/22-100	G151216M	HG14ARL2GG	610x610x129	H14	100	18	600	90	8
MAG14-610x762x129-10/22-100	G151217M	HG14ARL2GG	610x762x129	H14	100	22.65	750	90	9
MAG14-610x915x129-10/22-100	G151218M	HG14ARL2GG	610x915x129	H14	100	27	900	90	10.5
MAG14-610x1220x129-10/22-100	G151219M	HG14ARL2GG	610x1220x129	H14	100	36	1200	90	13.5
MAG14-762x762x129-10/22-100	G151220M	HG14ARL2GG	762x762x129	H14	100	28	900	90	10.5
MAG14-762x915x129-10/22-100	G151221M	HG14ARL2GG	762x915x129	H14	100	34	1150	90	11
MAG14-915x915x129-10/22-100	G151222M	HG14ARL2GG	915x915x129	H14	100	41.5	1350	90	12
MAG15-305x305x129-10/22-100	G151223M	HG15ARL2GG	305x305x129	U15	100	4.5	150	100	2
MAG15-305x610x129-10/22-100	G151224M	HG15ARL2GG	305x610x129	U15	100	9	300	100	3.8
MAG15-457x457x129-10/22-100	G151225M	HG15ARL2GG	457x457x129	U15	100	10	350	100	5
MAG15-457x610x129-10/22-100	G151226M	HG15ARL2GG	457x610x129	U15	100	13.5	450	100	7
MAG15-610x610x129-10/22-100	G151227M	HG15ARL2GG	610x610x129	U15	100	18	600	100	8
MAG15-610x762x129-10/22-100	G151228M	HG15ARL2GG	610x762x129	U15	100	22.65	750	100	9

Model	P/N	MGT's Reference	Size WxLxD	Filter Class EN 1822	Pleat Depth mm	Filter Area m^2	Air Flow m^3/h	Pressure Drop Pa	Weight kg
MAG15-610x915x129-10/22-100	G151229M	HG15ARL2GG	610x915x129	U15	100	27	900	100	10.5
MAG15-610x1220x129-10/22-100	G151230M	HG15ARL2GG	610x1220x129	U15	100	36	1200	100	13.5
MAG15-762x762x129-10/22-100	G151231M	HG15ARL2GG	762x762x129	U15	100	28	900	100	10.5
MAG15-762x915x129-10/22-100	G151232M	HG15ARL2GG	762x915x129	U15	100	34	1150	100	11
MAG15-915x915x129-10/22-100	G151233M	HG15ARL2GG	915x915x129	U15	100	41.5	1350	100	12

Other Options:
Surface Grid: *Without, Air Outlet, Both side*
Gasket direction: *Air Outlet, Air Inlet*

Hygiene certification: HEPA FILTER | VDI 6022 Blatt 1:2018, DIN 1946-4:2018, ISO 846:2019 Plastics, BS EN 17141:2020.
Food contact Conformity: HEPA Filter (available on request) | (EC) No 1935/2004, (EC) No 2002/72, (EU) No 10/2011, (EU) No 2020/1245, U.S. FDA-Determining the Regulatory Status of Components of a Food Contact Material.

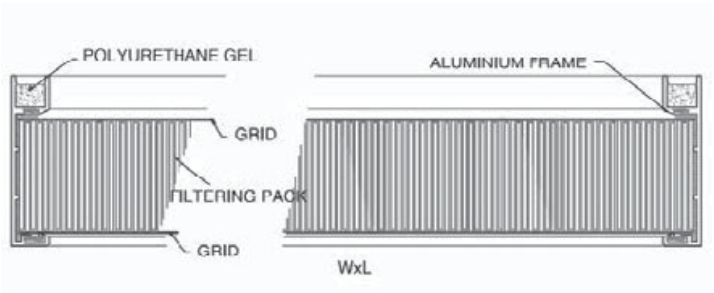

MADE IN TURKEY
Manufacturer: MGT

AbSo-69-P48





Model: AH13-610x610x69-10/02-48
AH13: Absolute filter, H13-class EN1822
610x610x69: Size WxLxD mm
10/02: Gasket Air Inlet/ Grid air outlet
48: Pleat Depth mm
MGT Ref: HF13GRKN1PG-610x610x69

APPLICATIONS

- EPA-HEPA Filters absolute air filtration
- Clean room ventilation systems
- Used in microelectronics, food, photography, data centers, hospital, medical equipment industry.

Turbulent Flow Absolute Filters

Frame: Galvanized
Media: Micro Glass Fibre
Surface Grid: Air outlet
Gasket Type: Polyurethane
Gasket Direction: Air Inlet
Filter Stage: III-IV

MPPS Efficiency EN 1822: H13 (≥99.95%), H14 (99.995%), U15 (≥99.9995%), E10 (≥85%), E11(≥95%), E12 (≥99.5%)
Max. Temperature: 80°C
Relative Humidity: 100%
Rec. Final Pressure Drop: 600 Pa

Fire Resistance Class: K1/F1 According to DIN53438

Model	P/N	MGT's Reference	Size WxLxD	Filter Class EN 1822	Pleat Depth mm	Filter Area m^2	Air Flow m^3/h	Pressure Drop Pa	Weight kg
AH13-305x305x69-10/02-48	147001M	HF13GRKN1PG	305x305x69	H13	48	2.4	335	250	1.85
AH13-305x610x69-10/02-48	147002M	HF13GRKN1PG	305x610x69	H13	48	5	670	250	3.5
AH13-457x457x69-10/02-48	147003M	HF13GRKN1PG	457x457x69	H13	48	5.5	740	250	4.25
AH13-457x610x69-10/02-48	147004M	HF13GRKN1PG	457x610x69	H13	48	7.5	1000	250	6.5
AH13-610x610x69-10/02-48	147005M	HF13GRKN1PG	610x610x69	H13	48	10	1340	250	6.8
AH13-610x762x69-10/02-48	147006M	HF13GRKN1PG	610x762x69	H13	48	12.2	1630	250	8.5
AH13-610x915x69-10/02-48	147007M	HF13GRKN1PG	610x915x69	H13	48	15	1965	250	10
AH13-610x1220x69-10/02-48	147008M	HF13GRKN1PG	610x1220x69	H13	48	20	2635	250	12.5
AH14-305x305x69-10/02-48	147009M	HF14GRKN1PG	305x305x69	H14	48	2.4	290	250	1.85
AH14-305x610x69-10/02-48	147010M	HF14GRKN1PG	305x610x69	H14	48	5	575	250	3.5
AH14-457x457x69-10/02-48	147011M	HF14GRKN1PG	457x457x69	H14	48	5.5	640	250	4.25
AH14-457x610x69-10/02-48	147012M	HF14GRKN1PG	457x610x69	H14	48	7.5	850	250	6.5
AH14-610x610x69-10/02-48	147013M	HF14GRKN1PG	610x610x69	H14	48	10	1150	250	6.8
AH14-610x762x69-10/02-48	147014M	HF14GRKN1PG	610x762x69	H14	48	12.2	1420	250	8.5
AH14-610x915x69-10/02-48	147015M	HF14GRKN1PG	610x915x69	H14	48	15	1725	250	10
AH14-610x1220x69-10/02-48	147016M	HF14GRKN1PG	610x1220x69	H14	48	20	2300	250	12.5
AU15-305x305x69-10/02-48	147017M	HF15GRKN1PG	305x305x69	U15	48	2.4	280	250	1.85
AU15-305x610x69-10/02-48	147018M	HF15GRKN1PG	305x610x69	U15	48	5	560	250	3.5
AU15-457x457x69-10/02-48	147019M	HF15GRKN1PG	457x457x69	U15	48	5.5	625	250	4.25
AU15-457x610x69-10/02-48	147020M	HF15GRKN1PG	457x610x69	U15	48	7.5	825	250	6.5
AU15-610x610x69-10/02-48	147021M	HF15GRKN1PG	610x610x69	U15	48	10	1110	250	6.8
AU15-610x762x69-10/02-48	147022M	HF15GRKN1PG	610x762x69	U15	48	12.2	1380	250	8.5
AU15-610x915x69-10/02-48	147023M	HF15GRKN1PG	610x915x69	U15	48	15	1670	250	10
AU15-610x1220x69-10/02-48	147024M	HF15GRKN1PG	610x1220x69	U15	48	20	2200	250	12.5

MADE IN TURKEY
Manufacturer: MGT

Model	P/N	MGT's Reference	Size WxLxD	Filter Class EN 1822	Pleat Depth mm	Filter Area m^2	Air Flow m^3/h	Pressure Drop Pa	Weight kg
AE10-305x305x69-10/02-48	147051M	HF10GRKN1PG	305x305x69	E10	48	2.4	540	250	1.85
AE10-305x610x69-10/02-48	147052M	HF10GRKN1PG	305x610x69	E10	48	5	1080	250	3.5
AE10-457x457x69-10/02-48	147053M	HF10GRKN1PG	457x457x69	E10	48	5.5	1200	250	4.25
AE10-457x610x69-10/02-48	147054M	HF10GRKN1PG	457x610x69	E10	48	7.5	1600	250	6.5
AE10-610x610x69-10/02-48	147055M	HF10GRKN1PG	610x610x69	E10	48	10	2150	250	6.8
AE10-610x762x69-10/02-48	147056M	HF10GRKN1PG	610x762x69	E10	48	12.2	2700	250	8.5
AE10-610x915x69-10/02-48	147057M	HF10GRKN1PG	610x915x69	E10	48	15	3200	250	10
AE10-610x1220x69-10/02-48	147058M	HF10GRKN1PG	610x1220x69	E10	48	20	4300	250	12.5
AE11-305x305x69-10/02-48	147059M	HF11GRKN1PG	305x305x69	E11	48	2.4	500	250	1.85
AE11-305x610x69-10/02-48	147060M	HF11GRKN1PG	305x610x69	E11	48	5	1000	250	3.5
AE11-457x457x69-10/02-48	147061M	HF11GRKN1PG	457x457x69	E11	48	5.5	1120	250	4.25
AE11-457x610x69-10/02-48	147062M	HF11GRKN1PG	457x610x69	E11	48	7.5	1500	250	6.5
AE11-610x610x69-10/02-48	147063M	HF11GRKN1PG	610x610x69	E11	48	10	2000	250	6.8
AE11-610x762x69-10/02-48	147064M	HF11GRKN1PG	610x762x69	E11	48	12.2	2500	250	8.5
AE11-610x915x69-10/02-48	147065M	HF11GRKN1PG	610x915x69	E11	48	15	3000	250	10
AE11-610x1220x69-10/02-48	147066M	HF11GRKN1PG	610x1220x69	E11	48	20	4000	250	12.5
AE12-305x305x69-10/02-48	147067M	HF12GRKN1PG	305x305x69	E12	48	2.4	290	250	1.85
AE12-305x610x69-10/02-48	147068M	HF12GRKN1PG	305x610x69	E12	48	5	580	250	3.5
AE12-457x457x69-10/02-48	147069M	HF12GRKN1PG	457x457x69	E12	48	5.5	650	250	4.25
AE12-457x610x69-10/02-48	147070M	HF12GRKN1PG	457x610x69	E12	48	7.5	870	250	6.5
AE12-610x610x69-10/02-48	147071M	HF12GRKN1PG	610x610x69	E12	48	10	1150	250	6.8
AE12-610x762x69-10/02-48	147072M	HF12GRKN1PG	610x762x69	E12	48	12.2	1450	250	8.5
AE12-610x915x69-10/02-48	147073M	HF12GRKN1PG	610x915x69	E12	48	15	1750	250	10
AE12-610x1220x69-10/02-48	147074M	HF12GRKN1PG	610x1220x69	E12	48	20	2325	250	12.5

Other Options:

Frame: *Aluminum, SS304, SS316*

Media: *High Heat (Max.120°C)*

Flange Type: *Without, 25mm Single, 25mm Double, 20mm Single, 20mm Double, Custom Size*

Surface Grid: *Without, Both side*

Gasket type: *Without gasket, Rubber, EPDM, High heat.*

Gasket direction: *No, Air Inlet, Both side*

Hygiene certification: HEPA FILTER | VDI 6022 Blatt 1:2018, DIN 1946-4:2018, ISO 846:2019 Plastics, BS EN 17141:2020.

Food contact Conformity: HEPA Filter (available on request) | (EC) No 1935/2004, (EC) No 2002/72, (EU) No 10/2011, (EU) No 2020/1245, U.S. FDA-Determining the Regulatory Status of Components of a Food Contact Material.

Other dimensions on demand
Pressure drop ± 15%
Deep pleat
High air flow
Low pressure drop

MADE IN TURKEY

Manufacturer: MGT

AbSo-78-P58





Model: AH13-610x610x78-10/02-58
AH13: Absolute filter, H13-class EN1822
610x610x78: Size WxLxD mm
10/02: Gasket Air Inlet/ Grid air outlet
58: Pleat Depth mm
MGT Ref: HF13GRMN1PG-610x610x78

APPLICATIONS

- EPA-HEPA Filters absolute air filtration
- Clean room ventilation systems
- Used in microelectronics, food, photography, data centers, hospital, medical equipment industry.

Turbulent Flow Absolute Filters

Frame: Galvanized
Media: Micro Glass Fibre
Surface Grid: Air outlet
Gasket Type: Polyurethane
Gasket Direction: Air Inlet
Filter Stage: III-IV

MPPS Efficiency EN 1822: H13 (≥99.95%), H14(≥99.995%), U15(≥99.9995%), E10 (≥85%), E11(≥95%), E12 (≥99.5%)
Max. Temperature: 80°C
Relative Humidity: 100%
Rec. Final Pressure Drop: 600 Pa

Fire Resistance Class: K1/F1 According to DIN53438

Model	P/N	MGT's Reference	Size WxLxD	Filter Class EN 1822	Pleat Depth mm	Filter Area m²	Air Flow m³/h	Pressure Drop Pa	Weight kg
AH13-305x305x78-10/02-58	148001M	HF13GRMN1PG	305x305x78	H13	58	2.8	350	250	1.85
AH13-305x610x78-10/02-58	148002M	HF13GRMN1PG	305x610x78	H13	58	5.5	700	250	3.5
AH13-457x457x78-10/02-58	148003M	HF13GRMN1PG	457x457x78	H13	58	6	775	250	4.25
AH13-457x610x78-10/02-58	148004M	HF13GRMN1PG	457x610x78	H13	58	8	1050	250	6.5
AH13-610x610x78-10/02-58	148005M	HF13GRMN1PG	610x610x78	H13	58	10.5	1400	250	6.8
AH13-610x762x78-10/02-58	148006M	HF13GRMN1PG	610x762x78	H13	58	13	1700	250	8.5
AH13-610x915x78-10/02-58	148007M	HF13GRMN1PG	610x915x78	H13	58	15.5	2050	250	10
AH13-610x1220x78-10/02-58	148008M	HF13GRMN1PG	610x1220x78	H13	58	21	2750	250	12.5
AH14-305x305x78-10/02-58	148009M	HF14GRMN1PG	305x305x78	H14	58	2.8	300	250	1.85
AH14-305x610x78-10/02-58	148010M	HF14GRMN1PG	305x610x78	H14	58	5.5	600	250	3.5
AH14-457x457x78-10/02-58	148011M	HF14GRMN1PG	457x457x78	H14	58	6	670	250	4.25
AH14-457x610x78-10/02-58	148012M	HF14GRMN1PG	457x610x78	H14	58	8	890	250	6.5
AH14-610x610x78-10/02-58	148013M	HF14GRMN1PG	610x610x78	H14	58	10.5	1200	250	6.8
AH14-610x762x78-10/02-58	148014M	HF14GRMN1PG	610x762x78	H14	58	13	1480	250	8.5
AH14-610x915x78-10/02-58	148015M	HF14GRMN1PG	610x915x78	H14	58	15.5	1800	250	10
AH14-610x1220x78-10/02-58	148016M	HF14GRMN1PG	610x1220x78	H14	58	21	2400	250	12.5
AU15-305x305x78-10/02-58	148017M	HF15GRMN1PG	305x305x78	U15	58	2.8	290	250	1.85
AU15-305x610x78-10/02-58	148018M	HF15GRMN1PG	305x610x78	U15	58	5.5	580	250	3.5
AU15-457x457x78-10/02-58	148019M	HF15GRMN1PG	457x457x78	U15	58	6	650	250	4.25
AU15-457x610x78-10/02-58	148020M	HF15GRMN1PG	457x610x78	U15	58	8	860	250	6.5
AU15-610x610x78-10/02-58	148021M	HF15GRMN1PG	610x610x78	U15	58	10.5	1160	250	6.8
AU15-610x762x78-10/02-58	148022M	HF15GRMN1PG	610x762x78	U15	58	13	1440	250	8.5
AU15-610x915x78-10/02-58	148023M	HF15GRMN1PG	610x915x78	U15	58	15.5	1740	250	10
AU15-610x1220x78-10/02-58	148024M	HF15GRMN1PG	610x1220x78	U15	58	21	2300	250	12.5

MADE IN TURKEY
Manufacturer: MGT

Model	P/N	MGT's Reference	Size WxLxD	Filter Class EN 1822	Pleat Depth mm	Filter Area m^2	Air Flow m^3/h	Pressure Drop Pa	Weight kg
AE10-305x305x78-10/02-58	148051M	HF10GRMN1PG	305x305x78	E10	58	2.8	650	250	1.85
AE10-305x610x78-10/02-58	148052M	HF10GRMN1PG	305x610x78	E10	58	5.5	1300	250	3.5
AE10-457x457x78-10/02-58	148053M	HF10GRMN1PG	457x457x78	E10	58	6	1450	250	4.25
AE10-457x610x78-10/02-58	148054M	HF10GRMN1PG	457x610x78	E10	58	8	1950	250	6.5
AE10-610x610x78-10/02-58	148055M	HF10GRMN1PG	610x610x78	E10	58	10.5	2600	250	6.8
AE10-610x762x78-10/02-58	148056M	HF10GRMN1PG	610x762x78	E10	58	13	3250	250	8.5
AE10-610x915x78-10/02-58	148057M	HF10GRMN1PG	610x915x78	E10	58	15.5	3900	250	10
AE10-610x1220x78-10/02-58	148058M	HF10GRMN1PG	610x1220x78	E10	58	21	5200	250	12.5
AE11-305x305x78-10/02-58	148059M	HF11GRMN1PG	305x305x78	E11	58	2.8	600	250	1.85
AE11-305x610x78-10/02-58	148060M	HF11GRMN1PG	305x610x78	E11	58	5.5	1200	250	3.5
AE11-457x457x78-10/02-58	148061M	HF11GRMN1PG	457x457x78	E11	58	6	1350	250	4.25
AE11-457x610x78-10/02-58	148062M	HF11GRMN1PG	457x610x78	E11	58	8	1800	250	6.5
AE11-610x610x78-10/02-58	148063M	HF11GRMN1PG	610x610x78	E11	58	10.5	2400	250	6.8
AE11-610x762x78-10/02-58	148064M	HF11GRMN1PG	610x762x78	E11	58	13	3000	250	8.5
AE11-610x915x78-10/02-58	148065M	HF11GRMN1PG	610x915x78	E11	58	15.5	3600	250	10
AE11-610x1220x78-10/02-58	148066M	HF11GRMN1PG	610x1220x78	E11	58	21	4800	250	12.5
AE12-305x305x78-10/02-58	148067M	HF12GRMN1PG	305x305x78	E12	58	2.8	350	250	1.85
AE12-305x610x78-10/02-58	148068M	HF12GRMN1PG	305x610x78	E12	58	5.5	700	250	3.5
AE12-457x457x78-10/02-58	148069M	HF12GRMN1PG	457x457x78	E12	58	6	790	250	4.25
AE12-457x610x78-10/02-58	148070M	HF12GRMN1PG	457x610x78	E12	58	8	1050	250	6.5
AE12-610x610x78-10/02-58	148071M	HF12GRMN1PG	610x610x78	E12	58	10.5	1400	250	6.8
AE12-610x762x78-10/02-58	148072M	HF12GRMN1PG	610x762x78	E12	58	13	1750	250	8.5
AE12-610x915x78-10/02-58	148073M	HF12GRMN1PG	610x915x78	E12	58	15.5	2100	250	10
AE12-610x1220x78-10/02-58	148074M	HF12GRMN1PG	610x1220x78	E12	58	21	2800	250	12.5

Other Options:

Frame: *Aluminum, SS304, SS316*

Media: *High Heat (Max.120°C)*

Flange Type: *Without, 25mm Single, 25mm Double, 20mm Single, 20mm Double, Custom Size*

Surface Grid: *Without, Air Outlet, Both side*

Gasket type: *Without gasket, Rubber, EPDM, High heat.*

Gasket direction: *No, Air Outlet, Both side*

Hygiene certification: HEPA FILTER | VDI 6022 Blatt 1:2018, DIN 1946-4:2018, ISO 846:2019 Plastics, BS EN 17141:2020.

Food contact Conformity: HEPA Filter (available on request) | (EC) No 1935/2004, (EC) No 2002/72, (EU) No 10/2011, (EU) No 2020/1245, U.S. FDA-Determining the Regulatory Status of Components of a Food Contact Material.

Other dimensions on demand
Pressure drop ± 15%
Deep pleat
High air flow
Low pressure drop

MADE IN TURKEY

Manufacturer: MGT

AbSo-150-P100





Model: AH13-610x610x150-10/02-100
AH13: Absolute filter, H13-class EN1822
610x610x150: Size WxLxD mm
10/02: Gasket Air Inlet/ Grid air outlet
100: Pleat Depth mm
MGT Ref: HF13GRLN1PG-610x610x150

APPLICATIONS

- EPA-HEPA Filters absolute air filtration
- Clean room ventilation systems
- Used in microelectronics, food, photography, data centers, hospital, medical equipment industry.

Turbulent Flow Absolute Filters

Frame: Galvanized
Media: Micro Glass Fibre
Surface Grid: Air outlet
Gasket Type: Polyurethane
Gasket Direction: Air Inlet
Filter Stage: III-IV

MPPS Efficiency EN 1822: H13 (≥99.95%), H14 (≥99.995%), U15(≥99.9995%),E10(≥85%), E11(≥95%), E12 (≥99.5%)
Max. Temperature: 80°C
Relative Humidity: 100%
Rec. Final Pressure Drop: 600 Pa

Fire Resistance Class: K1/F1 According to DIN53438

Model	P/N	MGT's Reference	Size WxLxD	Filter Class EN 1822	Pleat Depth mm	Filter Area m^2	Air Flow m^3/h	Pressure Drop Pa	Weight kg
AH13-305x305x150-10/02-100	140151M	HF13GRLN1PG	305x305x150	H13	100	4.5	450	250	2.5
AH13-305x610x150-10/02-100	141502M	HF13GRLN1PG	305x610x150	H13	100	9	900	250	3.5
AH13-457x457x150-10/02-100	141503M	HF13GRLN1PG	457x457x150	H13	100	10	1000	250	3.8
AH13-457x610x150-10/02-100	141504M	HF13GRLN1PG	457x610x150	H13	100	13.5	1300	250	4.5
AH13-610x610x150-10/02-100	141505M	HF13GRLN1PG	610x610x150	H13	100	18	1800	250	5
AH13-610x762x150-10/02-100	141506M	HF13GRLN1PG	610x762x150	H13	100	22.5	2200	250	8.5
AH13-610x915x150-10/02-100	141507M	HF13GRLN1PG	610x915x150	H13	100	27	2700	250	10
AH13-610x1220x150-10/02-100	141508M	HF13GRLN1PG	610x1220x150	H13	100	36	3700	250	12.5
AH13-762x762x150-10/02-100	141509M	HF13GRLN1PG	762x762x150	H13	100	28	2900	250	10
AH13-762x915x150-10/02-100	141510M	HF13GRLN1PG	762x915x150	H13	100	33.5	3500	250	11
AH13-915x915x150-10/02-100	141511M	HF13GRLN1PG	915x915x150	H13	100	40.5	4200	250	14.5
AH14-305x305x150-10/02-100	141512M	HF14GRLN1PG	305x305x150	H14	100	4.5	400	250	2.5
AH14-305x610x150-10/02-100	141513M	HF14GRLN1PG	305x610x150	H14	100	9	800	250	3.5
AH14-457x457x150-10/02-100	141514M	HF14GRLN1PG	457x457x150	H14	100	10	900	250	3.8
AH14-457x610x150-10/02-100	141515M	HF14GRLN1PG	457x610x150	H14	100	13.5	1100	250	4.5
AH14-610x610x150-10/02-100	141516M	HF14GRLN1PG	610x610x150	H14	100	18	1600	250	5
AH14-610x762x150-10/02-100	141517M	HF14GRLN1PG	610x762x150	H14	100	22.5	2000	250	8.5
AH14-610x915x150-10/02-100	141518M	HF14GRLN1PG	610x915x150	H14	100	27	2400	250	10
AH14-610x1220x150-10/02-100	141519M	HF14GRLN1PG	610x1220x150	H14	100	36	3300	250	12.5
AH14-762x762x150-10/02-100	141520M	HF14GRLN1PG	762x762x150	H14	100	28	2600	250	10
AH14-762x915x150-10/02-100	141521M	HF14GRLN1PG	762x915x150	H14	100	33.5	3100	250	11
AH14-915x915x150-10/02-100	141522M	HF14GRLN1PG	915x915x150	H14	100	40.5	3800	250	14.5

MADE IN TURKEY
Manufacturer: MGT

Model	P/N	MGT's Reference	Size WxLxD	Filter Class EN 1822	Pleat Depth mm	Filter Area m^2	Air Flow m^3/h	Pressure Drop Pa	Weight kg
AE10-305x305x150-10/02-100	141551M	HF10GRLN1PG	305x305x150	E10	100	4.5	875	250	2.5
AE10-305x610x150-10/02-100	141552M	HF10GRLN1PG	305x610x150	E10	100	9	1750	250	3.5
AE10-457x457x150-10/02-100	141553M	HF10GRLN1PG	457x457x150	E10	100	10	1950	250	3.8
AE10-457x610x150-10/02-100	141554M	HF10GRLN1PG	457x610x150	E10	100	13.5	2600	250	4.5
AE10-610x610x150-10/02-100	141555M	HF10GRLN1PG	610x610x150	E10	100	18	3500	250	5
AE10-610x762x150-10/02-100	141556M	HF10GRLN1PG	610x762x150	E10	100	22.5	4350	250	8.5
AE10-610x915x150-10/02-100	141557M	HF10GRLN1PG	610x915x150	E10	100	27	5250	250	10
AE10-610x1220x150-10/02-100	141558M	HF10GRLN1PG	610x1220x150	E10	100	36	7000	250	12.5
AE10-762x762x150-10/02-100	141559M	HF10GRLN1PG	762x762x150	E10	100	28	5450	250	10
AE10-762x915x150-10/02-100	141560M	HF10GRLN1PG	762x915x150	E10	100	33.5	6550	250	11
AE10-915x915x150-10/02-100	141561M	HF10GRLN1PG	915x915x150	E10	100	40.5	7850	250	14.5
AE11-305x305x150-10/02-100	141562M	HF11GRLN1PG	305x305x150	E11	100	4.5	775	250	2.5
AE11-305x610x150-10/02-100	141563M	HF11GRLN1PG	305x610x150	E11	100	9	1550	250	3.5
AE11-457x457x150-10/02-100	141564M	HF11GRLN1PG	457x457x150	E11	100	10	1750	250	3.8
AE11-457x610x150-10/02-100	141565M	HF11GRLN1PG	457x610x150	E11	100	13.5	2300	250	4.5
AE11-610x610x150-10/02-100	141566M	HF11GRLN1PG	610x610x150	E11	100	18	3100	250	5
AE11-610x762x150-10/02-100	141567M	HF11GRLN1PG	610x762x150	E11	100	22.5	3850	250	8.5
AE11-610x915x150-10/02-100	141568M	HF11GRLN1PG	610x915x150	E11	100	27	4650	250	10
AE11-610x1220x150-10/02-100	141569M	HF11GRLN1PG	610x1220x150	E11	100	36	6200	250	12.5
AE11-762x762x150-10/02-100	141570M	HF11GRLN1PG	762x762x150	E11	100	28	4850	250	10
AE11-762x915x150-10/02-100	141571M	HF11GRLN1PG	762x915x150	E11	100	33.5	6950	250	11
AE11-915x915x150-10/02-100	141572M	HF11GRLN1PG	915x915x150	E11	100	40.5	5800	250	14.5
AE12-305x305x150-10/02-100	141573M	HF12GRLN1PG	305x305x150	E12	100	4.5	525	250	2.5
AE12-305x610x150-10/02-100	141574M	HF12GRLN1PG	305x610x150	E12	100	9	1050	250	3.5
AE12-457x457x150-10/02-100	141575M	HF12GRLN1PG	457x457x150	E12	100	10	1150	250	3.8
AE12-457x610x150-10/02-100	141576M	HF12GRLN1PG	457x610x150	E12	100	13.5	1550	250	4.5
AE12-610x610x150-10/02-100	141577M	HF12GRLN1PG	610x610x150	E12	100	18	2100	250	5
AE12-610x762x150-10/02-100	141578M	HF12GRLN1PG	610x762x150	E12	100	22.5	2600	250	8.5
AE12-610x915x150-10/02-100	141579M	HF12GRLN1PG	610x915x150	E12	100	27	3150	250	10
AE12-610x1220x150-10/02-100	141580M	HF12GRLN1PG	610x1220x150	E12	100	36	4200	250	12.5
AE12-762x762x150-10/02-100	141581M	HF12GRLN1PG	762x762x150	E12	100	28	3250	250	10
AE12-762x915x150-10/02-100	141582M	HF12GRLN1PG	762x915x150	E12	100	33.5	3900	250	11
AE12-915x915x150-10/02-100	141583M	HF12GRLN1PG	915x915x150	E12	100	40.5	4725	250	14.5

Other Options:

Frame: *Aluminum, SS304, SS316*

Media: *High Heat (Max.120°C)*

Flange Type: *Without, 25mm Single, 25mm Double, 20mm Single, 20mm Double, Custom Size*

Surface Grid: *Without, Both side*

Gasket type: *Without gasket, Rubber, EPDM, High heat.*

Gasket direction: *No, Air Outlet, Both side*

Hygiene certification: HEPA FILTER | VDI 6022 Blatt 1:2018, DIN 1946-4:2018, ISO 846:2019 Plastics, BS EN 17141:2020.

Food contact Conformity: HEPA Filter (available on request) | (EC) No 1935/2004, (EC) No 2002/72, (EU) No 10/2011, (EU) No 2020/1245, U.S. FDA-Determining the Regulatory Status of Components of a Food Contact Material.

Other dimensions on demand
Pressure drop ± 15%
Deep pleat
High air flow
Low pressure drop

MADE IN TURKEY

Manufacturer: MGT

AbSo-150-P125





Model: AH13-610x610x150-10/02-125

AH13: Absolute filter, H13-class EN1822

610x610x150: Size WxLxD mm

10/02: Gasket Air Inlet/ Grid air outlet

135: Pleat Depth mm

MGT Ref: HF13GREN1PG-610x610x150

APPLICATIONS

- EPA-HEPA Filters absolute air filtration
- Clean room ventilation systems
- Used in microelectronics, food, photography, data centers, hospital, medical equipment industry.

Turbulent Flow Absolute Filters

Frame: Galvanized
Media: Micro Glass Fibre
Surface Grid: Air outlet
Gasket Type: Polyurethane
Gasket Direction: Air Inlet
Filter Stage: III-IV

MPPS Efficiency EN 1822: H13 (≥99.95%), H14 (≥99.995%), U15 (≥99.9995%), E10 (≥85%), E11(≥95%), E12 (≥99.5%)
Max. Temperature: 80°C
Relative Humidity: 100%
Rec. Final Pressure Drop: 600 Pa

Fire Resistance Class: K1/F1 According to DIN53438

Model	P/N	MGT's Reference	Size WxLxD	Filter Class EN 1822	Pleat Depth mm	Filter Area m^2	Air Flow m^3/h	Pressure Drop Pa	Weight kg
AH13-305x305x150-10/02-125	141501ESM	HF13GREN1PG	305x305x150	H13	125	5	550	250	3
AH13-305x610x150-10/02-125	141502ESM	HF13GREN1PG	305x610x150	H13	125	11.3	1050	250	5
AH13-457x457x150-10/02-125	141503ESM	HF13GREN1PG	457x457x150	H13	125	11.5	1150	250	5.5
AH13-457x610x150-10/02-125	141504ESM	HF13GREN1PG	457x610x150	H13	125	11.5	1550	250	6.5
AH13-610x610x150-10/02-125	141505ESM	HF13GREN1PG	610x610x150	H13	125	20.5	2100	250	8
AH13-610x762x150-10/02-125	141506ESM	HF13GREN1PG	610x762x150	H13	125	25.5	2600	250	9.5
AH13-610x915x150-10/02-125	141507ESM	HF13GREN1PG	610x915x150	H13	125	31	3125	250	11
AH14-305x305x150-10/02-125	141508ESM	HF14GREN1PG	305x305x150	H14	125	5	500	250	3
AH14-305x610x150-10/02-125	141509ESM	HF14GREN1PG	305x610x150	H14	125	11.3	975	250	5
AH14-457x457x150-10/02-125	141510ESM	HF14GREN1PG	457x457x150	H14	125	11.5	1050	250	5.5
AH14-457x610x150-10/02-125	141511ESM	HF14GREN1PG	457x610x150	H14	125	11.5	1425	250	6.5
AH14-610x610x150-10/02-125	141512ESM	HF14GREN1PG	610x610x150	H14	125	20.5	1950	250	8
AH14-610x762x150-10/02-125	141513ESM	HF14GREN1PG	610x762x150	H14	125	25.5	2400	250	9.5
AH14-610x915x150-10/02-125	141514ESM	HF14GREN1PG	610x915x150	H14	125	31	2900	250	11
AE10-305x305x150-10/02-125	141551ESM	HF10GREN1PG	305x305x150	E10	125	5	925	250	3
AE10-305x610x150-10/02-125	141552ESM	HF10GREN1PG	305x610x150	E10	125	11.3	1850	250	5
AE10-457x457x150-10/02-125	141553ESM	HF10GREN1PG	457x457x150	E10	125	11.5	2050	250	5.5
AE10-457x610x150-10/02-125	141554ESM	HF10GREN1PG	457x610x150	E10	125	11.5	2750	250	6.5
AE10-610x610x150-10/02-125	141555ESM	HF10GREN1PG	610x610x150	E10	125	20.5	3700	250	8
AE10-610x762x150-10/02-125	141556ESM	HF10GREN1PG	610x762x150	E10	125	25.5	4600	250	9.5
AE10-610x915x150-10/02-125	141557ESM	HF10GREN1PG	610x915x150	E10	125	31	5525	250	11

MADE IN TURKEY

Manufacturer: MGT

Model	P/N	MGT's Reference	Size WxLxD	Filter Class EN 1822	Pleat Depth mm	Filter Area m^2	Air Flow m^3/h	Pressure Drop Pa	Weight kg
AE11-305x305x150-10/02-125	141558ESM	HF11GREN1PG	305x305x150	E11	125	5	750	250	3
AE11-305x610x150-10/02-125	141559ESM	HF11GREN1PG	305x610x150	E11	125	11.3	1500	250	5
AE11-457x457x150-10/02-125	141560ESM	HF11GREN1PG	457x457x150	E11	125	11.5	1650	250	5.5
AE11-457x610x150-10/02-125	141561ESM	HF11GREN1PG	457x610x150	E11	125	11.5	2200	250	6.5
AE11-610x610x150-10/02-125	141562ESM	HF11GREN1PG	610x610x150	E11	125	20.5	2950	250	8
AE11-610x762x150-10/02-125	141563ESM	HF11GREN1PG	610x762x150	E11	125	25.5	3700	250	9.5
AE11-610x915x150-10/02-125	141564ESM	HF11GREN1PG	610x915x150	E11	125	31	4400	250	11
AE12-305x305x150-10/02-125	141565ESM	HF12GREN1PG	305x305x150	E12	125	5	575	250	3
AE12-305x610x150-10/02-125	141566ESM	HF12GREN1PG	305x610x150	E12	125	11.3	1150	250	5
AE12-457x457x150-10/02-125	141567ESM	HF12GREN1PG	457x457x150	E12	125	11.5	1300	250	5.5
AE12-457x610x150-10/02-125	141568ESM	HF12GREN1PG	457x610x150	E12	125	11.5	1700	250	6.5
AE12-610x610x150-10/02-125	141569ESM	HF12GREN1PG	610x610x150	E12	125	20.5	2300	250	8
AE12-610x762x150-10/02-125	141570ESM	HF12GREN1PG	610x762x150	E12	125	25.5	2850	250	9.5
AE12-610x915x150-10/02-125	141571ESM	HF12GREN1PG	610x915x150	E12	125	31	3450	250	11

Other Options:
Frame: *Aluminum, SS304, SS316*
Media: *High Heat (Max.120°C)*
Flange Type: *Without, 25mm Single, 25mm Double, 20mm Single, 20mm Double, Custom Size*
Surface Grid: *Without, Both side*
Gasket type: *Without gasket, Rubber, EPDM, High heat.*
Gasket direction: *No, Air Outlet, Both side*

Hygiene certification: HEPA FILTER | VDI 6022 Blatt 1:2018, DIN 1946-4:2018, ISO 846:2019 Plastics, BS EN 17141:2020.
Food contact Conformity: HEPA Filter (available on request) | (EC) No 1935/2004, (EC) No 2002/72, (EU) No 10/2011, (EU) No 2020/1245, U.S. FDA-Determining the Regulatory Status of Components of a Food Contact Material.

Other dimensions on demand
Pressure drop ± 15%
Deep pleat
High air flow
Low pressure drop

MADE IN TURKEY
Manufacturer: MGT

AbSo-292-P100



Model: AH13-610x610x292-10/22-100
AH13: Absolute filter, H13-class EN1822
610x610x292: Size WxLxD mm
10/22: Gasket Air Inlet/ Both side with grids
100: Pleat Depth mm
MGT Ref: HF13GRL2PG-610x610x292

APPLICATIONS

- EPA-HEPA Filters absolute air filtration
- Clean room ventilation systems
- Used in microelectronics, food, photography, data centers, hospital, medical equipment industry.

Turbulent Flow Absolute Filters

Frame: Galvanized
Media: Micro Glass Fibre
Surface Grid:
Both Side With Face Grids
Gasket Type: Polyurethane
Gasket Direction: Air Inlet
Filter Stage: III-IV

MPPS Efficiency EN 1822:
H13 (≥99.95%), H14 (≥99.995%), U15 (≥99.9995%), E10 (≥85%), E11(≥95%), E12 (≥99.5%)
Max. Temperature: 80°C
Relative Humidity: 100%
Rec. Final Pressure Drop: 600 Pa

Fire Resistance Class: K1/F1 According to DIN53438

Model	P/N	MGT's Reference	Size WxLxD	Filter Class EN 1822	Pleat Depth mm	Filter Area m²	Air Flow m³/h	Pressure Drop Pa	Weight kg
AH13-305x305x292-10/22-100	143001M	HF13GRL2PG	305x305x292	H13	100	4.5	450	250	5.5
AH13-305x610x292-10/22-100	143002M	HF13GRL2PG	305x610x292	H13	100	9	900	250	9.2
AH13-457x457x292-10/22-100	143003M	HF13GRL2PG	457x457x292	H13	100	10	1000	250	10.5
AH13-457x610x292-10/22-100	143004M	HF13GRL2PG	457x610x292	H13	100	13.5	1300	250	11
AH13-610x610x292-10/22-100	143005M	HF13GRL2PG	610x610x292	H13	100	18	1800	250	12
AH13-610x762x292-10/22-100	143006M	HF13GRL2PG	610x762x292	H13	100	22.5	2200	250	13.5
AH13-610x915x292-10/22-100	143007M	HF13GRL2PG	610x915x292	H13	100	27	2700	250	17.5
AH14-305x305x292-10/22-100	143008M	HF14GRL2PG	305x305x292	H14	100	4.5	400	250	5.5
AH14-305x610x292-10/22-100	143009M	HF14GRL2PG	305x610x292	H14	100	9	800	250	9.2
AH14-457x457x292-10/22-100	143010M	HF14GRL2PG	457x457x292	H14	100	10	900	250	10.5
AH14-457x610x292-10/22-100	143011M	HF14GRL2PG	457x610x292	H14	100	13.5	1100	250	11
AH14-610x610x292-10/22-100	143012M	HF14GRL2PG	610x610x292	H14	100	18	1600	250	12
AH14-610x762x292-10/22-100	143013M	HF14GRL2PG	610x762x292	H14	100	22.5	2000	250	13.5
AH14-610x915x292-10/22-100	143014M	HF14GRL2PG	610x915x292	H14	100	27	2400	250	17.5
AE10-305x305x292-10/22-100	143051M	HF10GRL2PG	305x305x292	E10	100	4.5	875	250	5.5
AE10-305x610x292-10/22-100	143052M	HF10GRL2PG	305x610x292	E10	100	9	1750	250	9.2
AE10-457x457x292-10/22-100	143053M	HF10GRL2PG	457x457x292	E10	100	10	1950	250	10.5
AE10-457x610x292-10/22-100	143054M	HF10GRL2PG	457x610x292	E10	100	13.5	2600	250	11
AE10-610x610x292-10/22-100	143055M	HF10GRL2PG	610x610x292	E10	100	18	3500	250	12
AE10-610x762x292-10/22-100	143056M	HF10GRL2PG	610x762x292	E10	100	22.5	4350	250	13.5
AE10-610x915x292-10/22-100	143057M	HF10GRL2PG	610x915x292	E10	100	27	5250	250	17.5

MADE IN TURKEY
Manufacturer: MGT

Model	P/N	MGT's Reference	Size WxLxD	Filter Class EN 1822	Pleat Depth mm	Filter Area m^2	Air Flow m^3/h	Pressure Drop Pa	Weight kg
AE11-305x305x292-10/22-100	143058M	HF11GRL2PG	305x305x292	E11	100	4.5	775	250	5.5
AE11-305x610x292-10/22-100	143059M	HF11GRL2PG	305x610x292	E11	100	9	1550	250	9.2
AE11-457x457x292-10/22-100	143060M	HF11GRL2PG	457x457x292	E11	100	10	1750	250	10.5
AE11-457x610x292-10/22-100	143061M	HF11GRL2PG	457x610x292	E11	100	13.5	2300	250	11
AE11-610x610x292-10/22-100	143062M	HF11GRL2PG	610x610x292	E11	100	18	3100	250	12
AE11-610x762x292-10/22-100	143063M	HF11GRL2PG	610x762x292	E11	100	22.5	3850	250	13.5
AE11-610x915x292-10/22-100	143064M	HF11GRL2PG	610x915x292	E11	100	27	4650	250	17.5
AE12-305x305x292-10/22-100	143065M	HF12GRL2PG	305x305x292	E12	100	4.5	525	250	5.5
AE12-305x610x292-10/22-100	143066M	HF12GRL2PG	305x610x292	E12	100	9	1050	250	9.2
AE12-457x457x292-10/22-100	143067M	HF12GRL2PG	457x457x292	E12	100	10	1150	250	10.5
AE12-457x610x292-10/22-100	143068M	HF12GRL2PG	457x610x292	E12	100	13.5	1550	250	11
AE12-610x610x292-10/22-100	143069M	HF12GRL2PG	610x610x292	E12	100	18	2100	250	12
AE12-610x762x292-10/22-100	143070M	HF12GRL2PG	610x762x292	E12	100	22.5	2600	250	13.5
AE12-610x915x292-10/22-100	143071M	HF12GRL2PG	610x915x292	E12	100	27	3150	250	17.5

Other Options:
Frame: *Aluminum, SS304, SS316*
Media: *High Heat (Max.120°C)*
Flange Type: *Without, 25mm Single, 25mm Double, 20mm Single, 20mm Double, Custom Size*
Surface Grid: *Without, Air Outlet, Both side*
Gasket type: *Without gasket, Rubber, EPDM, High heat.*
Gasket direction: *No, Air Outlet, Both side*

Hygiene certification: HEPA FILTER | VDI 6022 Blatt 1:2018, DIN 1946-4:2018, ISO 846:2019 Plastics, BS EN 17141:2020.
Food contact Conformity: HEPA Filter (available on request) | (EC) No 1935/2004, (EC) No 2002/72, (EU) No 10/2011, (EU) No 2020/1245, U.S. FDA-Determining the Regulatory Status of Components of a Food Contact Material.

Other dimensions on demand
Pressure drop ± 15%
Deep pleat
High air flow
Low pressure drop

MADE IN TURKEY
Manufacturer: MGT

AbSo-292-P125



Model: AH13-610x610x292-10/22-125
AH13: Absolute filter, H13-class EN1822
610x610x292: Size WxLxD mm
10/22: Gasket Air Inlet/ Both side with grids
135: Pleat Depth mm
MGT Ref: HF13GRE2PG-610x610x292

APPLICATIONS

- EPA-HEPA Filters absolute air filtration
- Clean room ventilation systems
- Used in microelectronics, food, photography, data centers, hospital, medical equipment industry.

Turbulent Flow Absolute Filters

Frame: Galvanized
Media: Micro Glass Fibre
Surface Grid: Both Side With Face Grids
Gasket Type: Polyurethane
Gasket Direction: Air Inlet
Filter Stage: III-IV

MPPS Efficiency EN 1822: H13 (≥99.95%), H14 (≥99.995%), U15 (≥99.9995%), E10 (≥85%), E11(≥95%), E12 (≥99.5%)
Max. Temperature: 80°C
Relative Humidity: 100%
Rec. Final Pressure Drop: 600 Pa

Fire Resistance Class: K1/F1 According to DIN53438

Model	P/N	MGT's Reference	Size WxLxD	Filter Class EN 1822	Pleat Depth mm	Filter Area m^2	Air Flow m^3/h	Pressure Drop Pa	Weight kg
AH13-305x305x292-10/22-125	143001ESM	HF13GRE2PG	305x305x292	H13	125	5.5	575	250	6
AH13-305x610x292-10/22-125	143002ESM	HF13GRE2PG	305x610x292	H13	125	11.25	1150	250	10
AH13-457x457x292-10/22-125	143003ESM	HF13GRE2PG	457x457x292	H13	125	12.5	1270	250	11.5
AH13-457x610x292-10/22-125	143004ESM	HF13GRE2PG	457x610x292	H13	125	16.8	1700	250	12
AH13-610x610x292-10/22-125	143005ESM	HF13GRE2PG	610x610x292	H13	125	22.5	2300	250	13.2
AH13-610x762x292-10/22-125	143006ESM	HF13GRE2PG	610x762x292	H13	125	28	2850	250	14.85
AH13-610x915x292-10/22-125	143007ESM	HF13GRE2PG	610x915x292	H13	125	33.75	3400	250	19
AH14-305x305x292-10/22-125	143008ESM	HF14GRE2PG	305x305x292	H14	125	5.5	525	250	6
AH14-305x610x292-10/22-125	143009ESM	HF14GRE2PG	305x610x292	H14	125	11.25	1050	250	10
AH14-457x457x292-10/22-125	143010ESM	HF14GRE2PG	457x457x292	H14	125	12.5	1150	250	11.5
AH14-457x610x292-10/22-125	143011ESM	HF14GRE2PG	457x610x292	H14	125	16.8	1550	250	12
AH14-610x610x292-10/22-125	143012ESM	HF14GRE2PG	610x610x292	H14	125	22.5	2100	250	13.2
AH14-610x762x292-10/22-125	143013ESM	HF14GRE2PG	610x762x292	H14	125	28	2600	250	14.85
AH14-610x915x292-10/22-125	143014ESM	HF14GRE2PG	610x915x292	H14	125	33.75	3150	250	19
AE10-305x305x292-10/22-125	143051ESM	HF10GRE2PG	305x305x292	E10	125	5.5	1000	250	6
AE10-305x610x292-10/22-125	143052ESM	HF10GRE2PG	305x610x292	E10	125	11.25	2000	250	10
AE10-457x457x292-10/22-125	143053ESM	HF10GRE2PG	457x457x292	E10	125	12.5	2250	250	11.5
AE10-457x610x292-10/22-125	143054ESM	HF10GRE2PG	457x610x292	E10	125	16.8	3000	250	12
AE10-610x610x292-10/22-125	143055ESM	HF10GRE2PG	610x610x292	E10	125	22.5	4000	250	13.2
AE10-610x762x292-10/22-125	143056ESM	HF10GRE2PG	610x762x292	E10	125	28	5000	250	14.85
AE10-610x915x292-10/22-125	143057ESM	HF10GRE2PG	610x915x292	E10	125	33.75	6000	250	19

MADE IN TURKEY
Manufacturer: MGT

Model	P/N	MGT's Reference	Size WxLxD	Filter Class EN 1822	Pleat Depth mm	Filter Area m^2	Air Flow m^3/h	Pressure Drop Pa	Weight kg
AE11-305x305x292-10/22-125	143058ESM	HF11GRE2PG	305x305x292	E11	125	5.5	800	250	6
AE11-305x610x292-10/22-125	143059ESM	HF11GRE2PG	305x610x292	E11	125	11.25	1600	250	10
AE11-457x457x292-10/22-125	143060ESM	HF11GRE2PG	457x457x292	E11	125	12.5	1800	250	11.5
AE11-457x610x292-10/22-125	143061ESM	HF11GRE2PG	457x610x292	E11	125	16.8	2400	250	12
AE11-610x610x292-10/22-125	143062ESM	HF11GRE2PG	610x610x292	E11	125	22.5	3200	250	13.2
AE11-610x762x292-10/22-125	143063ESM	HF11GRE2PG	610x762x292	E11	125	28	4000	250	14.85
AE11-610x915x292-10/22-125	143064ESM	HF11GRE2PG	610x915x292	E11	125	33.75	4800	250	19
AE12-305x305x292-10/22-125	143065ESM	HF12GRE2PG	305x305x292	E12	125	5.5	625	250	6
AE12-305x610x292-10/22-125	143066ESM	HF12GRE2PG	305x610x292	E12	125	11.25	1250	250	10
AE12-457x457x292-10/22-125	143067ESM	HF12GRE2PG	457x457x292	E12	125	12.5	1400	250	11.5
AE12-457x610x292-10/22-125	143068ESM	HF12GRE2PG	457x610x292	E12	125	16.8	1850	250	12
AE12-610x610x292-10/22-125	143069ESM	HF12GRE2PG	610x610x292	E12	125	22.5	2500	250	13.2
AE12-610x762x292-10/22-125	143070ESM	HF12GRE2PG	610x762x292	E12	125	28	3100	250	14.85
AE12-610x915x292-10/22-125	143071ESM	HF12GRE2PG	610x915x292	E12	125	33.75	3750	250	19

Other Options:
Frame: *Aluminum, SS304, SS316*
Media: *High Heat (Max.120°C)*
Flange Type: *Without, 25mm Single, 25mm Double, 20mm Single, 20mm Double, Custom Size*
Surface Grid: *Without, Air Outlet*
Gasket type: *Without gasket, Rubber, EPDM, High heat.*
Gasket direction: *No, Air Outlet, Both side*

Hygiene certification: HEPA FILTER | VDI 6022 Blatt 1:2018, DIN 1946-4:2018, ISO 846:2019 Plastics, BS EN 17141:2020.

Food contact Conformity: HEPA Filter (available on request) | (EC) No 1935/2004, (EC) No 2002/72, (EU) No 10/2011, (EU) No 2020/1245, U.S. FDA-Determining the Regulatory Status of Components of a Food Contact Material.

Other dimensions on demand
Pressure drop ± 15%
Deep pleat
High air flow
Low pressure drop

MADE IN TURKEY
Manufacturer: MGT

AbSo-292-P150



Model: AH13-610x610x292-10/22-150
AH13: Absolute filter, H13-class EN1822
610x610x292: Size WxLxD mm
10/22: Gasket Air Inlet/ Both side with grids
150: Pleat Depth mm
MGT Ref: HF13GRD2PG-610x610x292

APPLICATIONS

- EPA-HEPA Filters absolute air filtration
- Clean room ventilation systems
- Used in microelectronics, food, photography, data centers, hospital, medical equipment industry.

Turbulent Flow Absolute Filters

Frame: Galvanized
Media: Micro Glass Fibre
Surface Grid:
Both Side With Face Grids
Gasket Type: Polyurethane
Gasket Direction: Air Inlet
Filter Stage: III-IV

MPPS Efficiency EN 1822:
H13 (≥99.95%), H14 (99.995%), U15 (99.9995%), E10 (≥85%), E11(≥95%), E12 (≥99.5%)
Max. Temperature: 80°C
Relative Humidity: 100%
Rec. Final Pressure Drop: 600 Pa

Fire Resistance Class: K1/F1 According to DIN53438

Model	P/N	MGT's Reference	Size WxLxD	Filter Class EN 1822	Pleat Depth mm	Filter Area m^2	Air Flow m^3/h	Pressure Drop Pa	Weight kg
AH13-305x305x292-10/22-150	140201M	HF13GRD2PG	305x305x292	H13	150	6.25	600	250	6.6
AH13-305x610x292-10/22-150	140202M	HF13GRD2PG	305x610x292	H13	150	12.5	1200	250	11
AH13-457x457x292-10/22-150	140203M	HF13GRD2PG	457x457x292	H13	150	14	1350	250	12.5
AH13-457x610x292-10/22-150	140204M	HF13GRD2PG	457x610x292	H13	150	18.7	1800	250	13.2
AH13-610x610x292-10/22-150	140205M	HF13GRD2PG	610x610x292	H13	150	25	2450	250	14.5
AH13-610x762x292-10/22-150	140206M	HF13GRD2PG	610x762x292	H13	150	31.25	3050	250	16.25
AH13-610x915x292-10/22-150	140207M	HF13GRD2PG	610x915x292	H13	150	37.5	3650	250	21
AH14-305x305x292-10/22-150	140208M	HF14GRD2PG	305x305x292	H14	150	6.25	550	250	6.6
AH14-305x610x292-10/22-150	140209M	HF14GRD2PG	305x610x292	H14	150	12.5	1100	250	11
AH14-457x457x292-10/22-150	140210M	HF14GRD2PG	457x457x292	H14	150	14	1200	250	12.5
AH14-457x610x292-10/22-150	140211M	HF14GRD2PG	457x610x292	H14	150	18.7	1650	250	13.2
AH14-610x610x292-10/22-150	140212M	HF14GRD2PG	610x610x292	H14	150	25	2200	250	14.5
AH14-610x762x292-10/22-150	140213M	HF14GRD2PG	610x762x292	H14	150	31.25	2750	250	16.25
AH14-610x915x292-10/22-150	140214M	HF14GRD2PG	610x915x292	H14	150	37.5	3300	250	21
AE10-305x305x292-10/22-150	140251M	HF10GRD2PG	305x305x292	E10	150	6.25	1050	250	6.6
AE10-305x610x292-10/22-150	140252M	HF10GRD2PG	305x610x292	E10	150	12.5	2100	250	11
AE10-457x457x292-10/22-150	140253M	HF10GRD2PG	457x457x292	E10	150	14	2350	250	12.5
AE10-457x610x292-10/22-150	140254M	HF10GRD2PG	457x610x292	E10	150	18.7	3150	250	13.2
AE10-610x610x292-10/22-150	140255M	HF10GRD2PG	610x610x292	E10	150	25	4200	250	14.5
AE10-610x762x292-10/22-150	140256M	HF10GRD2PG	610x762x292	E10	150	31.25	5250	250	16.25
AE10-610x915x292-10/22-150	140257M	HF10GRD2PG	610x915x292	E10	150	37.5	6300	250	21

MADE IN TURKEY
Manufacturer: MGT

Model	P/N	MGT's Reference	Size WxLxD	Filter Class EN 1822	Pleat Depth mm	Filter Area m^2	Air Flow m^3/h	Pressure Drop Pa	Weight kg
AE11-305x305x292-10/22-150	140258M	HF11GRD2PG	305x305x292	E11	150	6.25	850	250	6.6
AE11-305x610x292-10/22-150	140259M	HF11GRD2PG	305x610x292	E11	150	12.5	1700	250	11
AE11-457x457x292-10/22-150	140260M	HF11GRD2PG	457x457x292	E11	150	14	1900	250	12.5
AE11-457x610x292-10/22-150	140261M	HF11GRD2PG	457x610x292	E11	150	18.7	2550	250	13.2
AE11-610x610x292-10/22-150	140262M	HF11GRD2PG	610x610x292	E11	150	25	3400	250	14.5
AE11-610x762x292-10/22-150	140263M	HF11GRD2PG	610x762x292	E11	150	31.25	4250	250	16.25
AE11-610x915x292-10/22-150	140264M	HF11GRD2PG	610x915x292	E11	150	37.5	5100	250	21
AE12-305x305x292-10/22-150	140265M	HF12GRD2PG	305x305x292	E12	150	6.25	675	250	6.6
AE12-305x610x292-10/22-150	140266M	HF12GRD2PG	305x610x292	E12	150	12.5	1350	250	11
AE12-457x457x292-10/22-150	140267M	HF12GRD2PG	457x457x292	E12	150	14	1500	250	12.5
AE12-457x610x292-10/22-150	140268M	HF12GRD2PG	457x610x292	E12	150	18.7	2000	250	13.2
AE12-610x610x292-10/22-150	140269M	HF12GRD2PG	610x610x292	E12	150	25	2700	250	14.5
AE12-610x762x292-10/22-150	140270M	HF12GRD2PG	610x762x292	E12	150	31.25	3350	250	16.25
AE12-610x915x292-10/22-150	140271M	HF12GRD2PG	610x915x292	E12	150	37.5	4000	250	21

Other Options:
Frame: *Aluminum, SS304, SS316*
Media: *High Heat (Max.120°C)*
Flange Type: *Without, 25mm Single, 25mm Double, 20mm Single, 20mm Double, Custom Size*
Surface Grid: *Without, Air Outlet, Both side*
Gasket type: *Without gasket, Rubber, EPDM, High heat.*
Gasket direction: *No, Air Outlet, Both side*

Hygiene certification: HEPA FILTER | VDI 6022 Blatt 1:2018, DIN 1946-4:2018, ISO 846:2019 Plastics, BS EN 17141:2020.

Food contact Conformity: HEPA Filter (available on request) | (EC) No 1935/2004, (EC) No 2002/72, (EU) No 10/2011, (EU) No 2020/1245, U.S. FDA-Determining the Regulatory Status of Components of a Food Contact Material.

Other dimensions on demand
Pressure drop ± 15%
Deep pleat
High air flow
Low pressure drop

MADE IN TURKEY
Manufacturer: MGT

AbSo-292-P250



Model: AH13-610x610x292-10/22-250
AH13: Absolute filter, H13-class EN1822
610x610x292: Size WxLxD mm
10/22: Gasket Air Inlet/ Both side with grids
250: Pleat Depth mm
MGT Ref: HF13GRB2PG-610x610x292

APPLICATIONS

- EPA-HEPA Filters absolute air filtration
- Clean room ventilation systems
- Used in microelectronics, food, photography, data centers, hospital, medical equipment industry
- **Optional 120 °C version**

Turbulent Flow Absolute Filters

Frame: Galvanized
Media: Micro Glass Fibre
Surface Grid:
Both Side With Face Grids
Gasket Type: Polyurethane
Gasket Direction: Air Inlet
Filter Stage: III-IV

MPPS Efficiency EN 1822:
H13 (≥99.95%), H14 (≥99.995%), U15 (≥99.9995%), E10 (≥85%), E11(≥95%), E12 (≥99.5%)
Max. Temperature: 80°C
Relative Humidity: 100%
Rec. Final Pressure Drop: 600 Pa

Model	P/N	MGT's Reference	Size WxLxD	Filter Class EN 1822	Pleat Depth mm	Filter Area m^2	Air Flow m^3/h	Pressure Drop Pa	Weight kg
AH13-305x305x292-10/22-250	140801M	HF13GRB2PG	305x305x292	H13	250	7	750	250	5.5
AH13-305x610x292-10/22-250	140802M	HF13GRB2PG	305x610x292	H13	250	14	1500	250	9.2
AH13-457x457x292-10/22-250	140803M	HF13GRB2PG	457x457x292	H13	250	15.8	1680	250	10.5
AH13-457x610x292-10/22-250	140804M	HF13GRB2PG	457x610x292	H13	250	21	2250	250	11
AH13-610x610x292-10/22-250	140805M	HF13GRB2PG	610x610x292	H13	250	28	3000	250	12
AH13-610x762x292-10/22-250	140806M	HF13GRB2PG	610x762x292	H13	250	35	3750	250	13.5
AH13-610x915x292-10/22-250	140807M	HF13GRB2PG	610x915x292	H13	250	42	4500	250	17.5
AH14-305x305x292-10/22-250	140808M	HF14GRB2PG	305x305x292	H14	250	7	660	250	5.5
AH14-305x610x292-10/22-250	140809M	HF14GRB2PG	305x610x292	H14	250	14	1320	250	9.2
AH14-457x457x292-10/22-250	140810M	HF14GRB2PG	457x457x292	H14	250	15.8	1450	250	10.5
AH14-457x610x292-10/22-250	140811M	HF14GRB2PG	457x610x292	H14	250	21	1950	250	11
AH14-610x610x292-10/22-250	140812M	HF14GRB2PG	610x610x292	H14	250	28	2600	250	12
AH14-610x762x292-10/22-250	140813M	HF14GRB2PG	610x762x292	H14	250	35	3250	250	13.5
AH14-610x915x292-10/22-250	140814M	HF14GRB2PG	610x915x292	H14	250	42	3950	250	17.5
AE10-305x305x292-10/22-250	140851M	HF10GRB2PG	305x305x292	E10	250	7	1250	250	5.5
AE10-305x610x292-10/22-250	140852M	HF10GRB2PG	305x610x292	E10	250	14	2500	250	9.2
AE10-457x457x292-10/22-250	140853M	HF10GRB2PG	457x457x292	E10	250	15.8	2800	250	10.5
AE10-457x610x292-10/22-250	140854M	HF10GRB2PG	457x610x292	E10	250	21	3750	250	11
AE10-610x610x292-10/22-250	140855M	HF10GRB2PG	610x610x292	E10	250	28	5000	250	12
AE10-610x762x292-10/22-250	140856M	HF10GRB2PG	610x762x292	E10	250	35	6300	250	13.5
AE10-610x915x292-10/22-250	140857M	HF10GRB2PG	610x915x292	E10	250	42	7500	250	17.5

MADE IN TURKEY
Manufacturer: MGT

Model	P/N	MGT's Reference	Size WxLxD	Filter Class EN 1822	Pleat Depth mm	Filter Area m^2	Air Flow m^3/h	Pressure Drop Pa	Weight kg
AE11-305x305x292-10/22-250	140858M	HF11GRB2PG	305x305x292	E11	250	7	1000	250	5.5
AE11-305x610x292-10/22-250	140859M	HF11GRB2PG	305x610x292	E11	250	14	2040	250	9.2
AE11-457x457x292-10/22-250	140860M	HF11GRB2PG	457x457x292	E11	250	15.8	2250	250	10.5
AE11-457x610x292-10/22-250	140861M	HF11GRB2PG	457x610x292	E11	250	21	3050	250	11
AE11-610x610x292-10/22-250	140862M	HF11GRB2PG	610x610x292	E11	250	28	4050	250	12
AE11-610x762x292-10/22-250	140863M	HF11GRB2PG	610x762x292	E11	250	35	5100	250	13.5
AE11-610x915x292-10/22-250	140864M	HF11GRB2PG	610x915x292	E11	250	42	6100	250	17.5
AE12-305x305x292-10/22-250	140865M	HF12GRB2PG	305x305x292	E12	250	7	800	250	5.5
AE12-305x610x292-10/22-250	140866M	HF12GRB2PG	305x610x292	E12	250	14	1600	250	9.2
AE12-457x457x292-10/22-250	140867M	HF12GRB2PG	457x457x292	E12	250	15.8	1800	250	10.5
AE12-457x610x292-10/22-250	140868M	HF12GRB2PG	457x610x292	E12	250	21	2400	250	11
AE12-610x610x292-10/22-250	140869M	HF12GRB2PG	610x610x292	E12	250	28	3250	250	12
AE12-610x762x292-10/22-250	140870M	HF12GRB2PG	610x762x292	E12	250	35	4050	250	13.5
AE12-610x915x292-10/22-250	140871M	HF12GRB2PG	610x915x292	E12	250	42	4850	250	17.5

Other Options: Frame: *Aluminum, SS304, SS316*
Media: *High Heat (Max.120°C)*
Flange Type: *Without, 25mm Single, 25mm Double, 20mm Single, 20mm Double, Custom Size*
Surface Grid: *Without, Air Outlet*
Gasket type: *Without gasket, Rubber, EPDM, High heat.*
Gasket direction: *No, Air Outlet, Both side*

Hygiene certification: HEPA FILTER | VDI 6022 Blatt 1:2018, DIN 1946-4:2018, ISO 846:2019 Plastics, BS EN 17141:2020.

Food contact Conformity: HEPA Filter (available on request) | (EC) No 1935/2004, (EC) No 2002/72, (EU) No 10/2011, (EU) No 2020/1245, U.S. FDA-Determining the Regulatory Status of Components of a Food Contact Material.

Other dimensions on demand
Pressure drop ± 15%
Deep pleat
High air flow
Low pressure drop

MADE IN TURKEY
Manufacturer: MGT

AbSo-V



Model: AV13-610x610x292-10/00-40-G
AV13: Airfilter-V, H13-class EN1822
610x610x292: Size WxLxD mm
10/00: Gasket Air Inlet/ Without grid
40: Area m^2
G: Galvanized Frame
MGT Ref: HV13GR40N0PG-610x610x292

APPLICATIONS

- High capacity High efficiency Absolute air filtration
- Clean room ventilation systems
- Used in microelectronics, food, photography, data centers, hospital, medical equipment industry
- **Optional 120 °C version**

High Capacity V-Type Hepa Filters

Frame: Galvanized
Media: Micro Glass Fibre
Gasket Type: Polyurethane
Gasket Direction: Air Inlet
Filter Stage: III-IV

MPPS Efficiency EN 1822:
H13 (≥99.95%), H14 (≥99.995%),
E10 (≥85%), E11(≥95%),
E12 (≥99.5%)
Max. Temperature: 80°C
Relative Humidity: 100%
Rec. Final Pressure Drop: 600 Pa

Fire Resistance Class: K1/F1 According to DIN53438

Model	P/N	MGT's Reference	Size WxLxD	Filter Class EN 1822	Area m^2	Air Flow m^3/h	Pressure Drop Pa	Weight kg
AV13-305x305x292-10/00-10-G	170001M	HV13GR10N0PG	305x305x292	H13	10	1000	270	7
AV13-305x610x292-10/00-20-G	170002M	HV13GR20N0PG	305x610x292	H13	20	2000	270	11
AV13-457x610x292-10/00-30-G	170003M	HV13GR30N0PG	457x610x292	H13	30	3000	270	16
AV13-610x610x292-10/00-40-G	170004M	HV13GR40N0PG	610x610x292	H13	40	4000	270	20
AV13-610x762x292-10/00-50-G	170005M	HV13GR50N0PG	610x762x292	H13	50	5000	270	28.5
AV13-610x915x292-10/00-60-G	170006M	HV13GR60N0PG	610x915x292	H13	60	5400	270	32.5
AV14-305x305x292-10/00-10-G	170007M	HV14GR10N0PG	305x305x292	H14	10	850	280	7
AV14-305x610x292-10/00-20-G	170008M	HV14GR20N0PG	305x610x292	H14	20	1700	280	11
AV14-457x610x292-10/00-30-G	170009M	HV14GR30N0PG	457x610x292	H14	30	2550	280	16
AV14-610x610x292-10/00-40-G	170010M	HV14GR40N0PG	610x610x292	H14	40	3400	280	20
AV14-610x762x292-10/00-50-G	170011M	HV14GR50N0PG	610x762x292	H14	50	4250	280	28.5
AV14-610x915x292-10/00-60-G	170012M	HV14GR60N0PG	610x915x292	H14	60	5100	280	32.5
AV10-305x305x292-10/00-10-G	170051M	HV10GR10N0PG	305x305x292	E10	10	1350	250	7
AV10-305x610x292-10/00-20-G	170052M	HV10GR20N0PG	305x610x292	E10	20	2700	250	11
AV10-457x610x292-10/00-30-G	170053M	HV10GR30N0PG	457x610x292	E10	30	4100	250	16
AV10-610x610x292-10/00-40-G	170054M	HV10GR40N0PG	610x610x292	E10	40	5400	250	20
AV10-610x762x292-10/00-50-G	170055M	HV10GR50N0PG	610x762x292	E10	50	6800	250	28.5
AV10-610x915x292-10/00-60-G	170056M	HV10GR60N0PG	610x915x292	E10	60	8200	250	32.5

MADE IN TURKEY
Manufacturer: MGT

Model	P/N	MGT's Reference	Size WxLxD	Filter Class EN 1822	Filter Area m^2	Air Flow m^3/h	Pressure Drop Pa	Weight kg
AV11-305x305x292-10/00-10-G	170057M	HV11GR10N0PG	305x305x292	E11	10	1250	250	7
AV11-305x610x292-10/00-20-G	170058M	HV11GR20N0PG	305x610x292	E11	20	2500	250	11
AV11-457x610x292-10/00-30-G	170059M	HV11GR30N0PG	457x610x292	E11	30	3750	250	16
AV11-610x610x292-10/00-40-G	170060M	HV11GR40N0PG	610x610x292	E11	40	5000	250	20
AV11-610x762x292-10/00-50-G	170061M	HV11GR50N0PG	610x762x292	E11	50	6250	250	28.5
AV11-610x915x292-10/00-60-G	170062M	HV11GR60N0PG	610x915x292	E11	60	7500	250	32.5
AV12-305x305x292-10/00-10-G	170063M	HV12GR10N0PG	305x305x292	E12	10	1000	250	7
AV12-305x610x292-10/00-20-G	170064M	HV12GR20N0PG	305x610x292	E12	20	2000	250	11
AV12-457x610x292-10/00-30-G	170065M	HV12GR30N0PG	457x610x292	E12	30	3000	250	16
AV12-610x610x292-10/00-40-G	170066M	HV12GR40N0PG	610x610x292	E12	40	4000	250	20
AV12-610x762x292-10/00-50-G	170067M	HV12GR50N0PG	610x762x292	E12	50	5000	250	28.5
AV12-610x915x292-10/00-60-G	170068M	HV12GR60N0PG	610x915x292	E12	60	6400	250	32.5
AV10-305x305x292-10/00-9-G	170031M	HV10GR09N0PG	305x305x292	E10	9	1250	250	7
AV10-305x610x292-10/00-18-G	170032M	HV10GR18N0PG	305x610x292	E10	18	2500	250	11
AV10-457x610x292-10/00-26-G	170033M	HV10GR26N0PG	457x610x292	E10	26	3700	250	16
AV10-610x610x292-10/00-36-G	170034M	HV10GR36N0PG	610x610x292	E10	36	5000	250	20
AV10-610x762x292-10/00-46-G	170035M	HV10GR46N0PG	610x762x292	E10	46	6250	250	28.5
AV10-610x915x292-10/00-56-G	170036M	HV10GR56N0PG	610x915x292	E10	56	7500	250	32.5
AV11-305x305x292-10/00-9-G	170037M	HV11GR09N0PG	305x305x292	E11	9	1175	250	7
AV11-305x610x292-10/00-18-G	170038M	HV11GR18N0PG	305x610x292	E11	18	2350	250	11
AV11-457x610x292-10/00-26-G	170039M	HV11GR26N0PG	457x610x292	E11	26	3520	250	16
AV11-610x610x292-10/00-36-G	170040M	HV11GR36N0PG	610x610x292	E11	36	4700	250	20
AV11-610x762x292-10/00-46-G	170041M	HV11GR46N0PG	610x762x292	E11	46	5850	250	28.5
AV11-610x915x292-10/00-56-G	170042M	HV11GR56N0PG	610x915x292	E11	56	7000	250	32.5
AV12-305x305x292-10/00-9-G	170043M	HV12GR09N0PG	305x305x292	E12	9	875	250	7
AV12-305x610x292-10/00-18-G	170044M	HV12GR18N0PG	305x610x292	E12	18	1750	250	11
AV12-457x610x292-10/00-26-G	170045M	HV12GR26N0PG	457x610x292	E12	26	2500	250	16
AV12-610x610x292-10/00-36-G	170046M	HV12GR36N0PG	610x610x292	E12	36	3500	250	20
AV12-610x762x292-10/00-46-G	170047M	HV12GR46N0PG	610x762x292	E12	46	4450	250	28.5
AV12-610x915x292-10/00-56-G	170048M	HV12GR56N0PG	610x915x292	E12	56	5450	250	32.5

Other Options:

Frame: *Aluminum, SS304, SS316*
Media: *High Heat (Max.120°C)*
Flange Type: *Without, 25mm Single, 25mm Double, 20mm Single, 20mm Double, Custom Size*
Surface Grid: *Without, Air Outlet, Both side*
Gasket type: *Without, Rubber, EPDM, High heat.*

ATEX certification: AIR FILTERS. It is suitable for the explosive hazardous are of zone 1, 2, 21 and 22.
Hygiene certification:HEPA FILTER | VDI 6022 Blatt 1:2018, DIN 1946-4:2018, ISO 846:2019 Plastics, BS EN 17141:2020.
Food contact Conformity: HEPA Filter | (EC) No 1935/2004, (EC) No 2002/72, (EU) No 10/2011, (EU) No 2020/1245, U.S. FDA-Determining the Regulatory Status of Components of a Food Contact Material.

MADE IN TURKEY
Manufacturer: MGT

AbSo-2V & AbSo-5V



Model: AV5V13-610x610x292-10/00-40-P
AV5V: Airfilter-V 5 Rigid Bank
13: H13-class EN1822
610x610x292: Size WxLxD mm
10/00: Gasket Air Inlet/ Without grid
40: Area m^2
P: Plastic Frame
MGT Ref: HV13PR5B400PG-610x610x292

APPLICATIONS

- High capacity High efficiency Absolute air filtration
- Clean room ventilation systems
- Used in microelectronics, food, photography, data centers, hospital, medical equipment industry
- **Optional 120 °C version**

High Capacity V-Type HEPA Filters

Frame: Plastic
Media: Micro Glass Fibre
Gasket Type: Polyurethane
Gasket Direction: Air Inlet
Filter Stage: III-IV

MPPS Efficiency EN 1822:
H13 (≥99.95%), H14 (≥99.995%),
E10 (≥85%), E11(≥95%), E12 (≥99.5%)
Max. Temperature: 80°C
Relative Humidity: 100%
Rec. Final Pressure Drop: 600 Pa

Fire Resistance Class: K1/F1 According to DIN53438

Model	P/N	MGT's Reference	Size WxLxD	Filter Class EN 1822	Number of V-Banks	Filter Area m^2	Air Flow m^3/h	Pressure Drop Pa	Weight kg
AV2V13-305x610x292-10/00-20-P	171001M	HV13PR2B200PG	305x610x292	H13	2V	20	2000	270	11
AV5V13-610x610x292-10/00-40-P	171002M	HV13PR5B400PG	610x610x292	H13	5V	40	4000	270	20
AV2V13-287x592x292-10/00-20-P	171003M	HV13PR2B200PG	287x592x292	H13	2V	20	2000	270	11
AV5V13-592x592x292-10/00-40-P	171004M	HV13PR5B400PG	592x592x292	H13	5V	40	4000	270	20
AV2V14-305x610x292-10/00-20-P	171005M	HV14PR2B200PG	305x610x292	H14	2V	20	1700	280	11
AV5V14-610x610x292-10/00-40-P	171006M	HV14PR5B400PG	610x610x292	H14	5V	40	3400	280	20
AV2V14-287x592x292-10/00-20-P	171007M	HV14PR2B200PG	287x592x292	H14	2V	20	1700	280	11
AV5V14-592x592x292-10/00-40-P	171008M	HV14PR5B400PG	592x592x292	H14	5V	40	3400	280	20
AV2V10-305x610x292-10/00-20-P	171051M	HV10PR2B200PG	305x610x292	E10	2V	20	2700	250	11
AV5V10-610x610x292-10/00-40-P	171052M	HV10PR5B400PG	610x610x292	E10	5V	40	5400	250	20
AV2V10-287x592x292-10/00-20-P	171053M	HV10PR2B200PG	287x592x292	E10	2V	20	2700	250	11
AV5V10-592x592x292-10/00-40-P	171054M	HV10PR5B400PG	592x592x292	E10	5V	40	5400	250	20
AV2V11-305x610x292-10/00-20-P	171055M	HV11PR2B200PG	305x610x292	E11	2V	20	2500	250	11
AV5V11-610x610x292-10/00-40-P	171056M	HV11PR5B400PG	610x610x292	E11	5V	40	5000	250	20
AV2V11-287x592x292-10/00-20-P	171057M	HV11PR2B200PG	287x592x292	E11	2V	20	2500	250	11
AV5V11-592x592x292-10/00-40-P	171058M	HV11PR5B400PG	592x592x292	E11	5V	40	5000	250	20
AV2V12-305x610x292-10/00-20-P	171059M	HV12PR2B200PG	305x610x292	E12	2V	20	2000	250	11
AV5V12-610x610x292-10/00-40-P	171060M	HV12PR5B400PG	610x610x292	E12	5V	40	4000	250	20
AV2V12-287x592x292-10/00-20-P	171061M	HV12PR2B200PG	287x592x292	E12	2V	20	2000	250	11
AV5V12-592x592x292-10/00-40-P	171062M	HV12PR5B400PG	592x592x292	E12	5V	40	4000	250	20

Media: *High Heat (Max.120°C)*
Frame color: *White, Black*
Surface Grid: *Without, Air Outlet, Both side*
Gasket type: *Without, Rubber, EPDM, High heat.*
Gasket direction: *No, Air Outlet, Air Inlet, Both side*

ATEX certification: AIR FILTERS. It is suitable for the explosive hazardous are of zone 1, 2, 21 and 22.
Hygiene certification:HEPA FILTER | VDI 6022 Blatt 1:2018, DIN 1946-4:2018, ISO 846:2019 Plastics, BS EN 17141:2020.
Food contact Conformity: HEPA Filter | (EC) No 1935/2004, (EC) No 2002/72, (EU) No 10/2011, (EU) No 2020/1245, U.S. FDA-Determining the Regulatory Status of Components of a Food Contact Material.

MADE IN TURKEY
Manufacturer: MGT

AbSo-HT80



Model: ASHT80-H13-610x610x292-10/22-G
ASHT80: Max temperature 80°C
H13: H13-class EN1822
610x610x292: Size WxLxD mm
10/22: Gasket Air Inlet/ Both side With Grids
G: Galvanized
MGT Ref: HA13GR3N2YG-610x610x292

APPLICATIONS

- High temperature resistant Aluminium separator
- High flow and high efficiency filter units
- Low initial pressure drop
- Optional gasket, flange, protection grid wire

High Temperature Resistance Filters / Aluminium Separator Series

Frame: Galvanized
Media: Micro Glass Fibre
Separator Interval: 3mm
Surface Grid: Both Side With Grids
Gasket Type: High Heat Gasket (Y), Polyurethane (P)
Gasket Direction: Air Inlet

MPPS Efficiency EN 1822: H13 (≥99.95%), E10 (≥85%)
Max. Temperature: 80°C (180 / 250 / 350°C option)
Relative Humidity: 100%
Filter Stage: II - III
Final Pressure Drop: 600Pa

Fire Resistance Class: K1/F1 According to DIN53438

Model	P/N	MGT's Reference	Size WxLxD	Filter Class EN 1822	Filter Area m^2	Air Flow m^3/h	Pressure Drop Pa	Weight kg
ASHT80-E10-305x305x292-10/22-G	929251M	HA10GR3N2YG	305x305x292	E10	8	800	125	7.5
ASHT80-E10-305x610x292-10/22-G	929252M	HA10GR3N2YG	305x610x292	E10	16	1600	125	12
ASHT80-E10-610x610x292-10/22-G	929253M	HA10GR3N2YG	610x610x292	E10	32	3200	125	21
ASHT80-E10-305x305x150-10/22-G	929254M	HA10GR3N2YG	305x305x150	E10	4	370	125	6
ASHT80-E10-305x610x150-10/22-G	929255M	HA10GR3N2YG	305x610x150	E10	8	750	125	9
ASHT80-E10-610x610x150-10/22-G	929256M	HA10GR3N2YG	610x610x150	E10	16	1500	125	15
ASHT80-H13-305x305x292-10/22-G	929201M	HA13GR3N2YG	305x305x292	H13	8	750	250	7.5
ASHT80-H13-305x610x292-10/22-G	929202M	HA13GR3N2YG	305x610x292	H13	16	1500	250	12
ASHT80-H13-610x610x292-10/22-G	929203M	HA13GR3N2YG	610x610x292	H13	32	3000	250	21
ASHT80-H13-305x305x150-10/22-G	929204M	HA13GR3N2YG	305x305x150	H13	4	370	250	6
ASHT80-H13-305x610x150-10/22-G	929205M	HA13GR3N2YG	305x610x150	H13	8	750	250	9
ASHT80-H13-610x610x150-10/22-G	929206M	HA13GR3N2YG	610x610x150	H13	16	1500	250	15
ASHT180-E10-305x305x292-10/22-G	939351M	HA10GR3N2PG	305x305x292	E10	8	800	125	7.5
ASHT180-E10-305x610x292-10/22-G	939352M	HA10GR3N2PG	305x610x292	E10	16	1600	125	12
ASHT180-E10-610x610x292-10/22-G	939353M	HA10GR3N2PG	610x610x292	E10	32	3200	125	21
ASHT180-E10-305x305x150-10/22-G	939354M	HA10GR3N2PG	305x305x150	E10	4	370	125	6
ASHT180-E10-305x610x150-10/22-G	939355M	HA10GR3N2PG	305x610x150	E10	8	750	125	9
ASHT180-E10-610x610x150-10/22-G	939356M	HA10GR3N2PG	610x610x150	E10	16	1500	125	15
ASHT180-H13-305x305x292-10/22-G	939301M	HA13GR3N2PG	305x305x292	H13	8	750	250	7.5
ASHT180-H13-305x610x292-10/22-G	939302M	HA13GR3N2PG	305x610x292	H13	16	1500	250	12
ASHT180-H13-610x610x292-10/22-G	939303M	HA13GR3N2PG	610x610x292	H13	32	3000	250	21
ASHT180-H13-305x305x150-10/22-G	939304M	HA13GR3N2PG	305x305x150	H13	4	370	250	6
ASHT180-H13-305x610x150-10/22-G	939305M	HA13GR3N2PG	305x610x150	H13	8	750	250	9
ASHT180-H13-610x610x150-10/22-G	939306M	HA13GR3N2PG	610x610x150	H13	16	1500	250	15

Other Options:
Frame: *Galvanized, Aluminum, SS304, SS316*
Media: *High Heat (Max.180/250/350 °C)*
Seperator Interval: *3mm, 5mm*
Flange type: *Without, 25mm Single, 25mm Double, 20mm Single, 20mm Double, Custom size*
Surface Grid: *Without, Air outlet, Both side.*
Gasket type: *Without, High heat, Rubber, EPDM, Paper.*
Gasket direction: *No, Air Outlet, Air Inlet, Both side*

Hygiene certification: HEPA FILTER | VDI 6022 Blatt 1:2018, DIN 1946-4:2018, ISO 846:2019 Plastics, BS EN 17141:2020.

Food contact Conformity: HEPA Filter (available on request) | (EC) No 1935/2004, (EC) No 2002/72, (EU) No 10/2011, (EU) No 2020/1245, U.S. FDA-Determining the Regulatory Status of Components of a Food Contact Material.

MADE IN TURKEY

Manufacturer: MGT

Push Filter



Model: PF-H13-175x0110x175-10/22
PF-H13: Push Filter, H13-class EN1822
175x0110x175: Size WxLxD mm
10/22: Gasket Air Inlet/ Both side with Grids
MGT Ref: HC13ARSCB2PG-175x110x175

APPLICATIONS

- EPA-HEPA Filters absolute air filtration
- Clean room ventilation systems
- Used in microelectronics, food, photography, data centers, hospital, medical equipment industry

Cylindrical Filters

Frame: Aluminium
Media: Micro Glass Fibre
Pleat Depth: 25 mm
Cap Detail: Bottom Cap Closed
Grid Model: Perforated Wire
Surface Grid:
Both Side With Face Grids
Gasket Type: Polyurethane
Gasket Direction: Air Inlet

MPPS Efficiency EN 1822:
H13 (≥99.95%), H14 (≥99.995%), E11(≥95%), E12 (≥99.5%)
Max. Temperature: 80°C
Relative Humidity: 100%
Filter Stage: III-IV
Rec. Final Pressure Drop: 600 Pa

Fire Resistance Class: K1/F1 According to DIN53438

Model	P/N	MGT's Reference	Size WxLxD	Filter Class EN 1822	Area m^2	Air Flow m^3/h	Pressure Drop Pa	Weight kg
PF-H13-175x0110x175-10/22	999101M	HC13ARSCB2PG	175x0110x175	H13	1.65	130	120	1
PF-H13-175x0110x226-10/22	999102M	HC13ARSCB2PG	175x0110x226	H13	2.15	170	120	1.5
PF-H14-175x0110x175-10/22	999103M	HC14ARSCB2PG	175x0110x175	H14	1.65	130	140	1
PF-H14-175x0110x226-10/22	999104M	HC14ARSCB2PG	175x0110x226	H14	2.15	170	140	1.5
PF-E11-175x0110x175-10/22	999151M	HC11ARSCB2PG	175x0110x175	E11	1.65	130	90	1
PF-E11-175x0110x226-10/22	999152M	HC11ARSCB2PG	175x0110x226	E11	2.15	170	90	1.5
PF-E12-175x0110x175-10/22	999153M	HC12ARSCB2PG	175x0110x175	E12	1.65	130	110	1
PF-E12-175x0110x226-10/22	999154M	HC12ARSCB2PG	175x0110x226	E12	2.15	170	110	1.5

Other Options:
Frame: *Galvanized, SS304, SS316*
Media: *High Heat (Max.120°C)*
Cap Detail: *Bottom and top cap open*
Grid Model: *Perforated Plate*
Surface Grid: *Without, Air outlet.*
Gasket type: *EPDM.*
Gasket direction: *No, Air Outlet, Both side*

Hygiene certification: HEPA FILTER | VDI 6022 Blatt 1:2018, DIN 1946-4:2018, ISO 846:2019 Plastics, BS EN 17141:2020.
Food contact Conformity: HEPA Filter | ***Evaluation Directives:*** (EC) No 1935/2004, (EC) No 2002/72, (EU) No 10/2011, (EU) No 2020/1245, U.S. FDA-Determining the Regulatory Status of Components of a Food Contact Material.

MADE IN TURKEY
Manufacturer: MGT

AbSo-4V-292



Model: A4V-H13-592x592x292-01/00-24
A4V: Absolute filter, 4V Rigid Bank
H13: H13-class EN1822
592x592x292: Size WxLxD mm
01/00: Gasket Air Outlet/ Without Grid
24: Area m^2
MGT Ref: MF13P4B25AR24PC-592x592x292

APPLICATIONS

- EPA-HEPA Filters absolute air filtration
- Clean room ventilation systems
- Used in microelectronics, food, photography, data centers, hospital, medical equipment industry

Rigid V-Bank HEPA Filter

Frame: Plastic
Media: Micro Glass Fibre
Color: White
Flange Thickness: 25 mm
Rigid Bank: 4V
Gasket Type: Polyurethane
Gasket Direction: Air Outlet

MPPS Efficiency EN 1822: H13 (≥99.95%), E10 (≥85%), E11(≥95%), E12 (≥99.5%)
Max. Temperature: 80°C
Relative Humidity: 100%
Filter Stage: III-IV
Rec. Final Pressure Drop: 600 Pa

Fire Resistance Class: K1/F1 According to DIN53438

Model	P/N	MGT's Reference	Size WxLxD	Filter Class EN 1822	Filter Area m^2	Air Flow m^3/h	Pressure Drop Pa	Weight kg
A4V-H13-287x592x292-01/00-12	243001M	MF13P4B25AR12PC	287x592x292	H13	12	1250	280	4
A4V-H13-490x592x292-01/00-20	243002M	MF13P4B25AR20PC	490x592x292	H13	20	2000	280	6
A4V-H13-592x592x292-01/00-24	243003M	MF13P4B25AR24PC	592x592x292	H13	24	2500	280	7
A4V-E10-287x592x292-01/00-11	243051M	MF10P4B25AR11PC	287x592x292	E10	11	1700	170	4
A4V-E10-490x592x292-01/00-18	243052M	MF10P4B25AR18PC	490x592x292	E10	18	2800	170	6
A4V-E10-592x592x292-01/00-21	243053M	MF10P4B25AR21PC	592x592x292	E10	21	3400	170	7
A4V-E11-287x592x292-01/00-11	243054M	MF11P4B25AR11PC	287x592x292	E11	11	1700	200	4
A4V-E11-490x592x292-01/00-18	243055M	MF11P4B25AR18PC	490x592x292	E11	18	2800	200	6
A4V-E11-592x592x292-01/00-21	243056M	MF11P4B25AR21PC	592x592x292	E11	21	3400	200	7
A4V-E12-287x592x292-01/00-12	243057M	MF12P4B25AR12PC	287x592x292	E12	12	1250	240	4
A4V-E12-490x592x292-01/00-20	243058M	MF12P4B25AR20PC	490x592x292	E12	20	2000	240	6
A4V-E12-592x592x292-01/00-24	243059M	MF12P4B25AR24PC	592x592x292	E12	24	2500	240	7

Other Options: Color: *Black*
Flange Thickness: *20mm*
Frame Mold type: *20mm, 25mm&20mm.*
Media: *High Heat (Max.120°C)*
Gasket type: *Without, Rubber, EPDM.*
Gasket direction: *No, Air Inlet, Both side*

Hygiene certification: HEPA FILTER | VDI 6022 Blatt 1:2018, DIN 1946-4:2018, ISO 846:2019 Plastics, BS EN 17141:2020.
Food contact Conformity: HEPA Filter | ***Evaluation Directives:*** (EC) No 1935/2004, (EC) No 2002/72, (EU) No 10/2011, (EU) No 2020/1245, U.S. FDA-Determining the Regulatory Status of Components of a Food Contact Material.

MADE IN TURKEY
Manufacturer: MGT

AbSo-4V-420



Model: A4V-H13-592x592x420-01/00-32
A4V: Absolute filter, 4V Rigid Bank
H13: H13-class EN1822
592x592x420: Size WxLxD mm
01/00: Gasket Air Outlet/ Without Grid
32: Area m^2
MGT Ref: MF13P4B25AR32PC-592x592x420

APPLICATIONS

- To be used for absolute air filtration in controlled contamination environments clean rooms, laminar flow benches and operating theatres

Rigid V-Bank HEPA Filter

Frame: Plastic
Media: Micro Glass Fibre
Color: White
Flange Thickness: 25 mm
Rigid Bank: 4V
Gasket Type: Polyurethane
Gasket Direction: Air Outlet

MPPS Efficiency EN 1822: H13 (≥99.95%), E10 (≥85%), E11(≥95%), E12 (≥99.5%)
Max. Temperature: 80°C
Relative Humidity: 100%
Filter Stage: III-IV
Rec. Final Pressure Drop: 600 Pa

Fire Resistance Class: K1/F1 According to DIN53438

Model	P/N	MGT's Reference	Size WxLxD	Filter Class EN 1822	Filter Area m^2	Air Flow m^3/h	Pressure Drop Pa	Weight kg
A4V-H13-287x592x420-01/00-16	249901M	MF13P4B25AR16PC	287x592x420	H13	16	1700	250	5
A4V-H13-490x592x420-01/00-24	249902M	MF13P4B25AR24PC	490x592x420	H13	24	2800	250	8.5
A4V-H13-592x592x420-01/00-32	249903M	MF13P4B25AR32PC	592x592x420	H13	32	3400	250	9
A4V-E10-287x592x420-01/00-16	249051M	MF10P4B25AR16PC	287x592x420	E10	16	1700	135	5
A4V-E10-490x592x420-01/00-24	249052M	MF10P4B25AR24PC	490x592x420	E10	24	2800	135	8.5
A4V-E10-592x592x420-01/00-32	249053M	MF10P4B25AR32PC	592x592x420	E10	32	3400	135	9
A4V-E11-287x592x420-01/00-16	249054M	MF11P4B25AR16PC	287x592x420	E11	16	1700	155	5
A4V-E11-490x592x420-01/00-24	249055M	MF11P4B25AR24PC	490x592x420	E11	24	2800	155	8.5
A4V-E11-592x592x420-01/00-32	249056M	MF11P4B25AR32PC	592x592x420	E11	32	3400	155	9
A4V-E12-287x592x420-01/00-16	249057M	MF12P4B25AR16PC	287x592x420	E12	16	1700	200	5
A4V-E12-490x592x420-01/00-24	249058M	MF12P4B25AR24PC	490x592x420	E12	24	2800	200	8.5
A4V-E12-592x592x420-01/00-32	249059M	MF12P4B25AR32PC	592x592x420	E12	32	3400	200	9

Other Options: Color: *Black*
Flange Thickness: *20mm*
Frame Mold type: *20mm, 25mm&20mm*
Media: *High Heat (Max.120°C)*
Gasket type: *Without gasket, Rubber, EPDM.*
Gasket direction: *No, Air Inlet, Both side*

Hygiene certification: HEPA FILTER | VDI 6022 Blatt 1:2018, DIN 1946-4:2018, ISO 846:2019 Plastics, BS EN 17141:2020.
Food contact Conformity: HEPA Filter | ***Evaluation Directives:*** (EC) No 1935/2004, (EC) No 2002/72, (EU) No 10/2011, (EU) No 2020/1245, U.S. FDA-Determining the Regulatory Status of Components of a Food Contact Material.

MADE IN TURKEY
Manufacturer: MGT

AirGT-4V-292



Model: AGT4V-H13-592x592x292-01/00-24
AGT4V: Absolute filter for gas turbine, 4V Rigid Bank
H13: H13-class EN1822
592x592x292: Size WxLxD mm
01/00: Gasket Air Outlet/ Without Grid
24: Area m^2
MGT Ref: MT13P4B25AR24PC-592x592x292



APPLICATIONS

- EPA-HEPA Filters absolute air filtration
- High efficiency air filtration
- Reduced dimensions and high flow filter units
- Especially for gas turbine and compressor
- Deep V type increased surface provides high flow rate
- Lower initial pressure drop compared to standard rigid pocket
- Air outlet direction wire and gasket

Rigid V-Bank HEPA Filter

Frame: Plastic
Media: Micro Glass Fibre
Color: White
Flange Thickness: 25 mm
Rigid Bank: 4V
Gasket Type: Polyurethane
Gasket Direction: Air Outlet

MPPS Efficiency EN 1822: H13 (≥99.95%), E10 (≥85%), E11(≥95%), E12 (≥99.5%)
Max. Temperature: 80°C
Relative Humidity: 100%
Filter Stage: III-IV
Rec. Final Pressure Drop: 600 Pa

Fire Resistance Class: K1/F1 According to DIN53438

Model	P/N	MGT's Reference	Size WxLxD	Filter Class EN 1822	Filter Area m^2	Air Flow m^3/h	Pressure Drop Pa	Weight kg
AGT4V-H13-287x592x292-01/00-12	AGT243101M	MT13P4B25AR12PC	287x592x292	H13	12	1250	280	5
AGT4V-H13-490x592x292-01/00-20	AGT243102M	MT13P4B25AR20PC	490x592x292	H13	20	2000	280	6.5
AGT4V-H13-592x592x292-01/00-24	AGT243103M	MT13P4B25AR24PC	592x592x292	H13	24	2500	280	7.5
AGT4V-E10-287x592x292-01/00-12	AGT243151M	MT10P4B25AR12PC	287x592x292	E10	12	1700	170	4.5
AGT4V-E10-490x592x292-01/00-20	AGT243152M	MT10P4B25AR20PC	490x592x292	E10	20	2800	170	6
AGT4V-E10-592x592x292-01/00-24	AGT243153M	MT10P4B25AR24PC	592x592x292	E10	24	3400	170	7
AGT4V-E11-287x592x292-01/00-12	AGT243154M	MT11P4B25AR12PC	287x592x292	E11	12	1700	200	4.5
AGT4V-E11-490x592x292-01/00-20	AGT243155M	MT11P4B25AR20PC	490x592x292	E11	20	2800	200	5
AGT4V-E11-592x592x292-01/00-24	AGT243156M	MT11P4B25AR24PC	592x592x292	E11	24	3400	200	6.5
AGT4V-E12-287x592x292-01/00-12	AGT243157M	MT12P4B25AR12PC	287x592x292	E12	12	1250	240	5
AGT4V-E12-490x592x292-01/00-20	AGT243158M	MT12P4B25AR20PC	490x592x292	E12	20	2000	240	6.5
AGT4V-E12-592x592x292-01/00-24	AGT243159M	MT12P4B25AR24PC	592x592x292	E12	24	2500	240	7.5

Other Options: Color: *Black*
Flange Thickness: *20mm*
Frame Mold type: *20mm, 25mm&20mm*
Media: *High Heat (Max.120°C)*
Gasket type: *Without, Rubber, EPDM.*
Gasket direction: *No, Air Inlet, Both side*

Hygiene certification: HEPA FILTER | VDI 6022 Blatt 1:2018, DIN 1946-4:2018, ISO 846:2019 Plastics, BS EN 17141:2020.
Food contact Conformity: HEPA Filter | ***Evaluation Directives:*** (EC) No 1935/2004, (EC) No 2002/72, (EU) No 10/2011, (EU) No 2020/1245, U.S. FDA-Determining the Regulatory Status of Components of a Food Contact Material.

MADE IN TURKEY
Manufacturer: MGT

AirGT-4V-420



Model: AGT4V-H13-592x592x420-01/00-32
AGT4V: Absolute filter for gas turbine, 4 V Rigid Bank
H13: H13-class EN1822
592x592x420: Size WxLxD mm
01/00: Gasket Air Outlet/ Without Grid
32: Area m^2
MGT Ref: MT13P4B25AR32PC-592x592x420

APPLICATIONS

- To be used for absolute air filtration in controlled contamination environments clean rooms, laminar flow benches and operating theatres

Rigid V-Bank HEPA Filter

Frame: Plastic
Media: Micro Glass Fibre
Color: White
Flange Thickness: 25 mm
Rigid Bank: 4V
Gasket Type: Polyurethane
Gasket Direction: Air Outlet

MPPS Efficiency EN 1822: H13 (≥99.95%), E10 (≥85%), E11(≥95%), E12 (≥99.5%)
Max. Temperature: 80°C
Relative Humidity: 100%
Filter Stage: III-IV
Rec. Final Pressure Drop: 600 Pa

Fire Resistance Class: K1/F1 According to DIN53438

Model	P/N	MGT's Reference	Size WxLxD	Filter Class EN 1822	Filter Area m^2	Air Flow m^3/h	Pressure Drop Pa	Weight kg
AGT4V-H13-287x592x420-01/00-16	AGT249101M	MT13P4B25AR16PC	287x592x420	H13	16	1700	250	5
AGT4V-H13-490x592x420-01/00-24	AGT249102M	MT13P4B25AR24PC	490x592x420	H13	24	2800	250	8.5
AGT4V-H13-592x592x420-01/00-32	AGT249103M	MT13P4B25AR32PC	592x592x420	H13	32	3400	250	9
AGT4V-E10-287x592x420-01/00-16	AGT249151M	MT10P4B25AR16PC	287x592x420	E10	16	1700	135	5
AGT4V-E10-490x592x420-01/00-24	AGT249152M	MT10P4B25AR24PC	490x592x420	E10	24	2800	135	8.5
AGT4V-E10-592x592x420-01/00-32	AGT249153M	MT10P4B25AR32PC	592x592x420	E10	32	3400	135	9
AGT4V-E11-287x592x420-01/00-16	AGT249154M	MT11P4B25AR16PC	287x592x420	E11	16	1700	155	5
AGT4V-E11-490x592x420-01/00-24	AGT249155M	MT11P4B25AR24PC	490x592x420	E11	24	2800	155	8.5
AGT4V-E11-592x592x420-01/00-32	AGT249156M	MT11P4B25AR32PC	592x592x420	E11	32	3400	155	9
AGT4V-E12-287x592x420-01/00-16	AGT249157M	MT12P4B25AR16PC	287x592x420	E12	16	1700	200	5
AGT4V-E12-490x592x420-01/00-24	AGT249158M	MT12P4B25AR24PC	490x592x420	E12	24	2800	200	8.5
AGT4V-E12-592x592x420-01/00-32	AGT249159M	MT12P4B25AR32PC	592x592x420	E12	32	3400	200	9

Other Options: Color: *Black*
Flange Thickness: *20mm*
Frame Mold type: *20mm, 25mm&20mm*
Media: *High Heat (Max.120°C)*
Gasket type: *Without, Rubber, EPDM.*
Gasket direction: *No, Air Inlet, Both side*

Hygiene certification: HEPA FILTER | VDI 6022 Blatt 1:2018, DIN 1946-4:2018, ISO 846:2019 Plastics, BS EN 17141:2020.
Food contact Conformity: HEPA Filter | ***Evaluation Directives:*** (EC) No 1935/2004, (EC) No 2002/72, (EU) No 10/2011, (EU) No 2020/1245, U.S. FDA-Determining the Regulatory Status of Components of a Food Contact Material.

MADE IN TURKEY
Manufacturer: MGT

AirV



Model: V-13-87x303x600-10/00
V-13: AirV, H13-class EN1822
87x303x600: Size WxLxD mm
10/00: Gasket Air Inlet/ Without Grid
MGT Ref: VS13GRIN0PG-87x303x600



APPLICATIONS

- EPA-HEPA Filters absolute air filtration
- Clean room ventilation systems
- Used in microelectronics, food, photography, data centers, hospital, medical equipment industry

V-SINGLE Absolute Filters

Frame: Galvanized
Media: Micro Glass Fibre
Air Enterance Side: Short Enterance
Gasket Type: Polyurethane
Gasket Direction: Air inlet
Filter Stage: II - III

MPPS Efficiency
EN 1822/ ISO 16890:
F8 (ePM1≥65%), F9 (ePM1≥80%)
E11(≥95%), H13 (≥99.95%)
Max. Temperature: 80-120°C
Relative Humidity: 100%
Final Pressure Drop: 600 Pa

Fire Resistance Class: K1/F1 According to DIN53438

Model	P/N	MGT's Reference	Size WxLxD	Filter Class EN 1822	Filter Area m^2	Air Flow m^3/h	Pressure Drop Pa	Weight kg
V-F8-87x202x600-10/00	909001M	VS08GRIN0PG	87x202x600	F8	3.2	200	100	1.8
V-F8-65x202x600-10/00	909002M	VS08GRIN0PG	65x202x600	F8	3.2	200	60	1.8
V-F8-87x303x600-10/00	909003M	VS08GRIN0PG	87x303x600	F8	5	300	105	2
V-F8-87x202x400-10/00	909004M	VS08GRIN0PG	87x202x400	F8	2.2	135	100	2
V-F9-87x202x600-10/00	909005M	VS09GRIN0PG	87x202x600	F9	3.2	200	125	1.8
V-F9-65x202x600-10/00	909006M	VS09GRIN0PG	65x202x600	F9	3.2	200	85	1.8
V-F9-87x303x600-10/00	909007M	VS09GRIN0PG	87x303x600	F9	5	300	130	2
V-F9-87x202x400-10/00	909008M	VS09GRIN0PG	87x202x400	F9	2.2	135	125	2
V-11-87x202x600-10/00	909009M	VS11GRIN0PG	87x202x600	E11	3.2	200	160	1.8
V-11-65x202x600-10/00	909010M	VS11GRIN0PG	65x202x600	E11	3.2	200	130	1.8
V-11-87x303x600-10/00	909011M	VS11GRIN0PG	87x303x600	E11	5	300	170	2
V-11-87x202x400-10/00	909012M	VS11GRIN0PG	87x202x400	E11	2.2	135	160	2
V-13-87x202x600-10/00	909013M	VS13GRIN0PG	87x202x600	H13	3.2	200	200	1.8
V-13-65x202x600-10/00	909014M	VS13GRIN0PG	65x202x600	H13	3.2	200	170	1.8
V-13-87x303x600-10/00	909015M	VS13GRIN0PG	87x303x600	H13	5	300	210	2

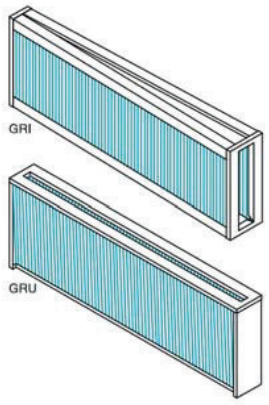

MADE IN TURKEY
Manufacturer: MGT

Model	P/N	MGT's Reference	Size WxLxD	Filter Class EN 1822	Filter Area m^2	Air Flow m^3/h	Pressure Drop Pa	Weight kg
V-F8-600x87x202-10/00	909051M	VS08GRUN0PG	600x87x202	F8	3.2	225	100	1.8
V-F8-600x65x202-10/00	909052M	VS08GRUN0PG	600x65x202	F8	3.2	225	60	1.8
V-F8-600x87x303-10/00	909053M	VS08GRUN0PG	600x87x303	F8	5	340	105	2
V-F8-400x87x303-10/00	909054M	VS08GRUN0PG	400x87x303	F8	2.2	150	100	2
V-F9-600x87x202-10/00	909055M	VS09GRUN0PG	600x87x202	F9	3.2	225	125	1.8
V-F9-600x65x202-10/00	909056M	VS09GRUN0PG	600x65x202	F9	3.2	225	85	1.8
V-F9-600x87x303-10/00	909057M	VS09GRUN0PG	600x87x303	F9	5	340	130	2
V-F9-400x87x303-10/00	909058M	VS09GRUN0PG	400x87x303	F9	2.2	150	125	2
V-E11-600x87x202-10/00	909059M	VS11GRUN0PG	600x87x202	E11	3.2	225	160	1.8
V-E11-600x65x202-10/00	909060M	VS11GRUN0PG	600x65x202	E11	3.2	225	130	1.8
V-E11-600x87x303-10/00	909061M	VS11GRUN0PG	600x87x303	E11	5	340	170	2
V-E11-400x87x303-10/00	909062M	VS11GRUN0PG	400x87x303	E11	2.2	150	160	2
V-H13-600x87x202-10/00	909063M	VS13GRUN0PG	600x87x202	H13	3.2	225	200	1.8
V-H13-600x65x202-10/00	909064M	VS13GRUN0PG	600x65x202	H13	3.2	225	170	1.8
V-H13-600x87x303-10/00	909065M	VS13GRUN0PG	600x87x303	H13	5	340	210	2

Other Options: Frame: *Aluminum, SS304, SS316*
Media: *High Heat (Max.120°C)*
Air Enterrane Slide: *Long Enterrance, Custom*
Surface Grid: *Without, Air Outlet, Both side*
Gasket type: *Without, Rubber, EPDM, high heat*
Gasket direction: *No, Air Outlet*

Food contact Conformity: HEPA Filter | (EC) No 1935/2004, (EC) No 2002/72, (EU) No 10/2011, (EU) No 2020/1245, U.S. FDA-Determining the Regulatory Status of Components of a Food Contact Material.

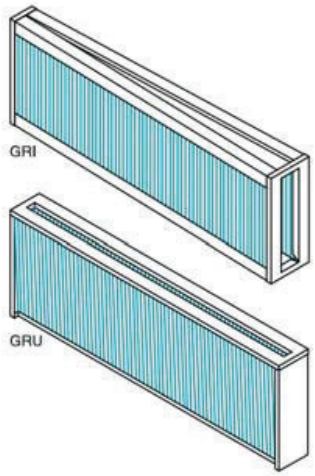

MADE IN TURKEY
Manufacturer: MGT

TH HOOD



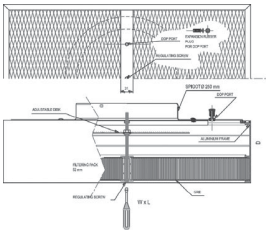

APPLICATIONS: Hepa-hood are used by pharmaceutical, electranics, food processing and other industries requiring a very hingh degree of clean air they are designed for use in laminar flow clean rooms the hoods are typically installed in an inverted T-bar grid suspended from the ceiling. When a unit reaches its maximum recommended resistance, the entire module is discarded.

HEPA Terminal Hood Filter

Model: TH-H13-610x610x150
TH: Terminal Hood Filter
H13: H13-class EN1822
610x610x150: Size WxLxD mm
MGT Ref: HH13ARTU25P-610x610x150



Frame: Aluminium
Media: Micro Glass Fibre
Air Inlet Connection: Single Spigot
Hardware Type: Flat Surface/Fixed Disk/Back Cover With DOP & Pa Prob
Connection Diameter: 250 mm
Gasket Type: Polyurethane

MPPS Efficiency EN 1822: H13 (≥99.95%) H14 (99.995%), U15 (99.9995%)
Max. Temperature: 80°C
Relative Humidity: 100%
Filter Stage: III-IV
Rec. Final Pressure Drop: 600 Pa

Fire Resistance Class: K1/F1 According to DIN53438

Model	P/N	MGT's Reference	Size WxLxD	Filter Class EN 1822	Filter depth mm	Spignot Ø Diameter mm	Air Flow m³/h	Pressure Drop Pa	Weight kg
TH-H13-305x610x125	160801M	HH13ARTU20P	305x610x125	H13	125	200	300	120	7
TH-H13-610x610x125	160802M	HH13ARTU25P	610x610x125	H13	125	250	600	120	10
TH-H13-610x915x125	160803M	HH13ARTU25P	610x915x125	H13	125	250	900	120	13
TH-H13-610x1220x125	160804M	HH13ARTU30P	610x1220x125	H13	125	300	1200	120	16
TH-H14-305x610x125	160805M	HH14ARTU20P	305x610x125	H14	125	200	300	130	7
TH-H14-610x610x125	160806M	HH14ARTU25P	610x610x125	H14	125	250	600	130	10
TH-H14-610x915x125	160807M	HH14ARTU25P	610x915x125	H14	125	250	900	130	13
TH-H14-610x1220x125	160808M	HH14ARTU30P	610x1220x125	H14	125	300	1200	130	16
TH-U15-305x610x125	160809M	HH15ARTU20P	305x610x125	U15	125	200	300	150	7
TH-U15-610x610x125	160810M	HH15ARTU25P	610x610x125	U15	125	250	600	150	10
TH-U15-610x915x125	160811M	HH15ARTU25P	610x915x125	U15	125	250	900	150	13
TH-U15-610x1220x125	160812M	HH15ARTU30P	610x1220x125	U15	125	300	1200	150	16
TH-H13-305x610x150	160901M	HH13ARTU20P	305x610x150	H13	150	200	300	120	7
TH-H13-610x610x150	160902M	HH13ARTU25P	610x610x150	H13	150	250	600	120	10
TH-H13-610x915x150	160903M	HH13ARTU25P	610x915x150	H13	150	250	900	120	13
TH-H13-610x1220x150	160904M	HH13ARTU30P	610x1220x150	H13	150	300	1200	120	16
TH-H14-305x610x150	160905M	HH14ARTU20P	305x610x150	H14	150	200	300	130	7
TH-H14-610x610x150	160906M	HH14ARTU25P	610x610x150	H14	150	250	600	130	10
TH-H14-610x915x150	160907M	HH14ARTU25P	610x915x150	H14	150	250	900	130	13
TH-H14-610x1220x150	160908M	HH14ARTU30P	610x1220x150	H14	150	300	1200	130	16
TH-U15-305x610x150	160909M	HH15ARTU20P	305x610x150	U15	150	200	300	150	7
TH-U15-610x610x150	160910M	HH15ARTU25P	610x610x150	U15	150	250	600	150	10
TH-U15-610x915x150	160911M	HH15ARTU25P	610x915x150	U15	150	250	900	150	13
TH-U15-610x1220x150	160912M	HH15ARTU30P	610x1220x150	U15	150	300	1200	150	16

Other Options: Frame: *Galvanized, SS304, SS316*
Media: *High Heat (Max.120°C)*
Air Inlect Connection: *Doublr Spigot*
Hardware type:

- *Flat Surface / Fixed Disk / Back Cover With 1 Pneumatic Prob*
- *Divided Surface / Fixed Disk / CRS With DOP Prob*
- *Divided Surface / Adjustable Disk Control CRS / Back Cover With DOP & Pa Prob*
- *Divided Surface / Butterfly Damper Control CRS / Back Cover With 1 Pneumatic Prob & RS DOP Prob*

Connection Diameter: *150mm. 200mm*
Gasket type: *Without gasket, Rubber, EPDM.*

Other Options:
Hygiene certification: HEPA FILTER | VDI 6022 Blatt 1:2018, DIN 1946-4:2018, ISO 846:2019 Plastics, BS EN 17141:2020.
Food contact Conformity: HEPA Filter | (EC) No 1935/2004, (EC) No 2002/72, (EU) No 10/2011, (EU) No 2020/1245, U.S. FDA-Determining the Regulatory Status of Components of a Food Contact Material.

MADE IN TURKEY
Manufacturer: MGT

HT250-S & HT250-K



Model: HT250-S-H13-610x610x292-01/00
HT250-S: Support Flange Type, 250°C
H13: Filter Class EN1822
610x610x292: Size WxLxD mm
01/00: Gasket Air Outlet/ Without Grid
MGT Ref: HTH3TV3S0KC-610x610x292
MGT Ref: HL13ARL2PG-610x610x150



Model: HT250-K-H13-610x610x292-01/00
HT250-K: External Twisted Flange Type, 250°C
H13: Filter Class EN1822
610x610x292: Size WxLxD mm
01/00: Gasket Air Outlet/ Without Grid
MGT Ref: HTH3TV3K0KC-610x610x292

Advantages

- Emissions < ISO 5, stable even in hot zone.
- Fast ramp-up: tested at +5°C per minute.
- Zero cleaning: ready for use after installation, no fumes.
- Qualified components: reinforced frame, ProSafe mark.
- Energy saving: no need for constant temperature during downtime.
- Cleanroom packaging: filters in clean bags and plastic boxes.
- Each filter individually tested to EN 1822 standards.

Efficiency: H14 (99,995%) and H13 (99,95%) at MPPS (acc. to EN 1822)
Frame: SS304
Media:250°C
Separator Interval: 3mm
Flange Type: Support/ External Twisted
Surface Grid: Without Grid
Gasket Type: Up to 400°C
Gasket Direction: Air Outlet
Max. Temperature: 250°C
Relative Humidity: 100%
Final Presure Drop: 700 Pa.

Options:
Frame: *SS316, Galvanized*
Frange Type: *Rail, Box*
Surface Grid: *Face Grid Air Outlet, Both Side with Grid*
Gasket type: *Without gasket*
Gasket direction: *No, Air Inlet, Both sides*

Hygiene certification: HEPA FILTER | VDI 6022 Blatt 1:2018, DIN 1946-4:2018, ISO 846:2019 Plastics, BS EN 17141:2020.
Food contact Conformity: HEPA Filter | (EC) No 1935/2004, (EC) No 2002/72, (EU) No 10/2011, (EU) No 2020/1245, U.S. FDA-Determining the Regulatory Status of Components of a Food Contact Material.

MADE IN TURKEY
Manufacturer: MGT

HEPA H13 : HT250-S & -HT250-K

Model HT250-S	P/N	MGT's Reference	Size W x L x D	Filter class EN 1822	Area m^2	Air flow m^3/h	Pressure Drop Pa
HT250-S-H13-305x305x292-01/00	949401M	HTH3TV3S0KC	305x305x292	H13	6,5	430	250
HT250-S-H13-305x610x292-01/00	949402M	HTH3TV3S0KC	305x610x292	H13	13,7	900	250
HT250-S-H13-457x457x292-01/00	949403M	HTH3TV3S0KC	457x457x292	H13	15,8	1030	250
HT250-S-H13-457x610x292-01/00	949404M	HTH3TV3S0KC	457x610x292	H13	21,0	1420	250
HT250-S-H13-457x762x292-01/00	949405M	HTH3TV3S0KC	457x762x292	H13	26,2	1810	250
HT250-S-H13-610x610x292-01/00	949406M	HTH3TV3S0KC	610x610x292	H13	28,0	1960	250
HT250-S-H13-610x762x292-01/00	949407M	HTH3TV3S0KC	610x762x292	H13	35,0	2480	250
HT250-S-H13-610x915x292-01/00	949408M	HTH3TV3S0KC	610x915x292	H13	42,0	2980	250
HT250-S-H13-305x305x150-01/00	949409M	HTH3TV3S0KC	305x305x150	H13	3,5	250	250
HT250-S-H13-305x610x150-01/00	949410M	HTH3TV3S0KC	305x610x150	H13	7,0	540	250
HT250-S-H13-457x457x150-01/00	949411M	HTH3TV3S0KC	457x457x150	H13	7,8	610	250
HT250-S-H13-457x610x150-01/00	949412M	HTH3TV3S0KC	457x610x150	H13	10,5	860	250
HT250-S-H13-457x762x150-01/00	949413M	HTH3TV3S0KC	457x762x150	H13	13,1	1100	250
HT250-S-H13-610x610x150-01/00	949414M	HTH3TV3S0KC	610x610x150	H13	14,0	1180	250
HT250-S-H13-610x762x150-01/00	949415M	HTH3TV3S0KC	610x762x150	H13	17,5	1510	250
HT250-S-H13-610x915x150-01/00	949416M	HTH3TV3S0KC	610x915x150	H13	21,0	1830	250

Model HT250-K	P/N	MGT's Reference	Size W x L x D	Filter class EN 1822	Area m^2	Air flow m^3/h	Pressure Drop Pa
HT250-K-H13-305x305x292-01/00	949501M	HTH3TV3K0KC	305x305x292	H13	6,5	430	250
HT250-K-H13-305x610x292-01/00	949502M	HTH3TV3K0KC	305x610x292	H13	13,7	900	250
HT250-K-H13-457x457x292-01/00	949503M	HTH3TV3K0KC	457x457x292	H13	15,8	1030	250
HT250-K-H13-457x610x292-01/00	949504M	HTH3TV3K0KC	457x610x292	H13	21,0	1420	250
HT250-K-H13-457x762x292-01/00	949505M	HTH3TV3K0KC	457x762x292	H13	26,2	1810	250
HT250-K-H13-610x610x292-01/00	949506M	HTH3TV3K0KC	610x610x292	H13	28,0	1960	250
HT250-K-H13-610x762x292-01/00	949507M	HTH3TV3K0KC	610x762x292	H13	35,0	2480	250
HT250-K-H13-610x915x292-01/00	949508M	HTH3TV3K0KC	610x915x292	H13	42,0	2980	250
HT250-K-H13-305x305x150-01/00	949509M	HTH3TV3K0KC	305x305x150	H13	3,5	250	250
HT250-K-H13-305x610x150-01/00	949510M	HTH3TV3K0KC	305x610x150	H13	7,0	540	250
HT250-K-H13-457x457x150-01/00	949511M	HTH3TV3K0KC	457x457x150	H13	7,8	610	250
HT250-K-H13-457x610x150-01/00	949512M	HTH3TV3K0KC	457x610x150	H13	10,5	860	250
HT250-K-H13-457x762x150-01/00	949513M	HTH3TV3K0KC	457x762x150	H13	13,1	1100	250
HT250-K-H13-610x610x150-01/00	949514M	HTH3TV3K0KC	610x610x150	H13	14,0	1180	250
HT250-K-H13-610x762x150-01/00	949515M	HTH3TV3K0KC	610x762x150	H13	17,5	1510	250
HT250-K-H13-610x915x150-01/00	949516M	HTH3TV3K0KC	610x915x150	H13	21,0	1830	250

HEPA H14 : HT250-S & HT250-K

Model HT250-S	P/N	MGT's Reference	Size W x L x D	Filter class EN 1822	Area m^2	Air flow m^3/h	Pressure Drop Pa
HT250-S-H14-305x305x292-01/00	949421M	HTH4TV3S0KC	305x305x292	H14	6,5	430	290
HT250-S-H14-305x610x292-01/00	949422M	HTH4TV3S0KC	305x610x292	H14	13,7	900	290
HT250-S-H14-457x457x292-01/00	949423M	HTH4TV3S0KC	457x457x292	H14	15,8	1030	290
HT250-S-H14-457x610x292-01/00	949424M	HTH4TV3S0KC	457x610x292	H14	21,0	1420	290
HT250-S-H14-457x762x292-01/00	949425M	HTH4TV3S0KC	457x762x292	H14	26,2	1810	290
HT250-S-H14-610x610x292-01/00	949426M	HTH4TV3S0KC	610x610x292	H14	28,0	1960	290
HT250-S-H14-610x762x292-01/00	949427M	HTH4TV3S0KC	610x762x292	H14	35,0	2480	290
HT250-S-H14-610x915x292-01/00	949428M	HTH4TV3S0KC	610x915x292	H14	42,0	2980	290
HT250-S-H14-305x305x150-01/00	949429M	HTH4TV3S0KC	305x305x150	H14	3,5	250	290
HT250-S-H14-305x610x150-01/00	949430M	HTH4TV3S0KC	305x610x150	H14	7,0	540	290
HT250-S-H14-457x457x150-01/00	949431M	HTH4TV3S0KC	457x457x150	H14	7,8	610	290
HT250-S-H14-457x610x150-01/00	949432M	HTH4TV3S0KC	457x610x150	H14	10,5	860	290
HT250-S-H14-457x762x150-01/00	949433M	HTH4TV3S0KC	457x762x150	H14	13,1	1100	290
HT250-S-H14-610x610x150-01/00	949434M	HTH4TV3S0KC	610x610x150	H14	14,0	1180	290
HT250-S-H14-610x762x150-01/00	949435M	HTH4TV3S0KC	610x762x150	H14	17,5	1510	290
HT250-S-H14-610x915x150-01/00	949436M	HTH4TV3S0KC	610x915x150	H14	21,0	1830	290

Model HT250-K	P/N	MGT's Reference	Size W x L x D	Filter class EN 1822	Area m^2	Air flow m^3/h	Pressure Drop Pa
HT250-K-H14-305x305x292-01/00	949521M	HTH4TV3K0KC	305x305x292	H14	6,5	430	290
HT250-K-H14-305x610x292-01/00	949522M	HTH4TV3K0KC	305x610x292	H14	13,7	900	290
HT250-K-H14-457x457x292-01/00	949523M	HTH4TV3K0KC	457x457x292	H14	15,8	1030	290
HT250-K-H14-457x610x292-01/00	949524M	HTH4TV3K0KC	457x610x292	H14	21,0	1420	290
HT250-K-H14-457x762x292-01/00	949525M	HTH4TV3K0KC	457x762x292	H14	26,2	1810	290
HT250-K-H14-610x610x292-01/00	949526M	HTH4TV3K0KC	610x610x292	H14	28,0	1960	290
HT250-K-H14-610x762x292-01/00	949527M	HTH4TV3K0KC	610x762x292	H14	35,0	2480	290
HT250-K-H14-610x915x292-01/00	949528M	HTH4TV3K0KC	610x915x292	H14	42,0	2980	290
HT250-K-H14-305x305x150-01/00	949529M	HTH4TV3K0KC	305x305x150	H14	3,5	250	290
HT250-K-H14-305x610x150-01/00	949530M	HTH4TV3K0KC	305x610x150	H14	7,0	540	290
HT250-K-H14-457x457x150-01/00	949531M	HTH4TV3K0KC	457x457x150	H14	7,8	610	290
HT250-K-H14-457x610x150-01/00	949532M	HTH4TV3K0KC	457x610x150	H14	10,5	860	290
HT250-K-H14-457x762x150-01/00	949533M	HTH4TV3K0KC	457x762x150	H14	13,1	1100	290
HT250-K-H14-610x610x150-01/00	949534M	HTH4TV3K0KC	610x610x150	H14	14,0	1180	290
HT250-K-H14-610x762x150-01/00	949535M	HTH4TV3K0KC	610x762x150	H14	17,5	1510	290
HT250-K-H14-610x915x150-01/00	949536M	HTH4TV3K0KC	610x915x150	H14	21,0	1830	290

HT350-Pro & HT350



Model: HT350-Pro-H13-610x610x292-01/00
HT350-Pro: Support Flange Type, 350°C
H13: Filter Class EN1822
610x610x292: Size WxLxD mm
01/00: Gasket Air Outlet/ Without Grid
MGT Ref: HTH3TH3S0KC-610x610x292



Model: HT350-H13-610x610x292-01/00
HT350: External Twisted Flange Type, 350°C
H13: Filter Class EN1822
610x610x292: Size WxLxD mm
01/00: Gasket Air Outlet/ Without Grid
MGT Ref: HTH3TH3K0KC-610x610x292

Advantages

- Emissions < ISO 5, stable even in hot tunnel zones.
- **Leak-free even after at least 200 cycles.**
- Fast ramp-up: tested at +5°C per minute.
- Zero cleaning: ready for use after installation, no fumes.
- Qualified components: reinforced frame, ProSafe mark.
- Energy saving: no need for constant temperature during downtime.
- Cleanroom packaging: filters in clean bags and plastic boxes.
- Each filter individually tested to EN 1822 standards.

Efficiency: H14 (99,995%) and H13 (99,95%) at MPPS (acc. to EN 1822)
Frame: SS304
Media: 350°C
Separator Interval: 3mm
Flange Type: Support/ External Twisted
Surface Grid: Without Grid
Gasket Type: Up to 400°C
Gasket Direction: Air Outlet
Max. Temperature: 350°C
Relative Humidity: 100%
Final Presure Drop: 700 Pa.

Options:

Frame: *SS304, SS316*
Frange Type: *External Twisted, Support, Rail, Box*
Surface Grid: *Without Grid, Face Grid Air Outlet, Both Side with Grid*
Gasket type: *Without gasket, Up to 400°C*
Gasket direction: *No, Air Outlet, Air Inlet, Both sides*

Hygiene certification: HEPA FILTER | VDI 6022 Blatt 1:2018, DIN 1946-4:2018, ISO 846:2019 Plastics, BS EN 17141:2020.
Food contact Conformity: HEPA Filter | (EC) No 1935/2004, (EC) No 2002/72, (EU) No 10/2011, (EU) No 2020/1245, U.S. FDA-Determining the Regulatory Status of Components of a Food Contact Material.

MADE IN TURKEY

HEPA H13 : HT350 -Pro & HT350

Model HT350-Pro	P/N	MGT's Reference	Size W x L x D	Filter class EN 1822	Area m^2	Air flow m^3/h	Pressure Drop Pa
HT350-Pro-H13-305x305x292-01/00	959401M	HTH3TH3S0KC	305x305x292	H13	6,5	430	250
HT350-Pro-H13-305x610x292-01/00	959402M	HTH3TH3S0KC	305x610x292	H13	13,7	900	250
HT350-Pro-H13-457x457x292-01/00	959403M	HTH3TH3S0KC	457x457x292	H13	15,8	1030	250
HT350-Pro-H13-457x610x292-01/00	959404M	HTH3TH3S0KC	457x610x292	H13	21,0	1420	250
HT350-Pro-H13-457x762x292-01/00	959405M	HTH3TH3S0KC	457x762x292	H13	26,2	1810	250
HT350-Pro-H13-610x610x292-01/00	959406M	HTH3TH3S0KC	610x610x292	H13	28,0	1960	250
HT350-Pro-H13-610x762x292-01/00	959407M	HTH3TH3S0KC	610x762x292	H13	35,0	2480	250
HT350-Pro-H13-610x915x292-01/00	959408M	HTH3TH3S0KC	610x915x292	H13	42,0	2980	250
HT350-Pro-H13-305x305x150-01/00	959409M	HTH3TH3S0KC	305x305x150	H13	3,5	250	250
HT350-Pro-H13-305x610x150-01/00	959410M	HTH3TH3S0KC	305x610x150	H13	7,0	540	250
HT350-Pro-H13-457x457x150-01/00	959411M	HTH3TH3S0KC	457x457x150	H13	7,8	610	250
HT350-Pro-H13-457x610x150-01/00	959412M	HTH3TH3S0KC	457x610x150	H13	10,5	860	250
HT350-Pro-H13-457x762x150-01/00	959413M	HTH3TH3S0KC	457x762x150	H13	13,1	1100	250
HT350-Pro-H13-610x610x150-01/00	959414M	HTH3TH3S0KC	610x610x150	H13	14,0	1180	250
HT350-Pro-H13-610x762x150-01/00	959415M	HTH3TH3S0KC	610x762x150	H13	17,5	1510	250
HT350-Pro-H13-610x915x150-01/00	959416M	HTH3TH3S0KC	610x915x150	H13	21,0	1830	250

Model HT350	P/N	MGT's Reference	Size W x L x D	Filter class EN 1822	Area m^2	Air flow m^3/h	Pressure Drop Pa
HT350-H13-305x305x292-01/00	959501M	HTH3TH3K0KC	305x305x292	H13	6,5	430	250
HT350-H13-305x610x292-01/00	959502M	HTH3TH3K0KC	305x610x292	H13	13,7	900	250
HT350-H13-457x457x292-01/00	959503M	HTH3TH3K0KC	457x457x292	H13	15,8	1030	250
HT350-H13-457x610x292-01/00	959504M	HTH3TH3K0KC	457x610x292	H13	21,0	1420	250
HT350-H13-457x762x292-01/00	959505M	HTH3TH3K0KC	457x762x292	H13	26,2	1810	250
HT350-H13-610x610x292-01/00	959506M	HTH3TH3K0KC	610x610x292	H13	28,0	1960	250
HT350-H13-610x762x292-01/00	959507M	HTH3TH3K0KC	610x762x292	H13	35,0	2480	250
HT350-H13-610x915x292-01/00	959508M	HTH3TH3K0KC	610x915x292	H13	42,0	2980	250
HT350-H13-305x305x150-01/00	959509M	HTH3TH3K0KC	305x305x150	H13	3,5	250	250
HT350-H13-305x610x150-01/00	959510M	HTH3TH3K0KC	305x610x150	H13	7,0	540	250
HT350-H13-457x457x150-01/00	959511M	HTH3TH3K0KC	457x457x150	H13	7,8	610	250
HT350-H13-457x610x150-01/00	959512M	HTH3TH3K0KC	457x610x150	H13	10,5	860	250
HT350-H13-457x762x150-01/00	959513M	HTH3TH3K0KC	457x762x150	H13	13,1	1100	250
HT350-H13-610x610x150-01/00	959514M	HTH3TH3K0KC	610x610x150	H13	14,0	1180	250
HT350-H13-610x762x150-01/00	959515M	HTH3TH3K0KC	610x762x150	H13	17,5	1510	250
HT350-H13-610x915x150-01/00	959516M	HTH3TH3K0KC	610x915x150	H13	21,0	1830	250

HEPA H14 : HT350-Pro & HT350

Model HT350-Pro	P/N	MGT's Reference	Size W x L x D	Filter class EN 1822	Area m^2	Air flow m^3/h	Pressure Drop Pa
HT350-Pro-H14-305x305x292-01/00	959421M	HTH4TH3S0KC	305x305x292	H14	6,5	430	290
HT350-Pro-H14-305x610x292-01/00	959422M	HTH4TH3S0KC	305x610x292	H14	13,7	900	290
HT350-Pro-H14-457x457x292-01/00	959423M	HTH4TH3S0KC	457x457x292	H14	15,8	1030	290
HT350-Pro-H14-457x610x292-01/00	959424M	HTH4TH3S0KC	457x610x292	H14	21,0	1420	290
HT350-Pro-H14-457x762x292-01/00	959425M	HTH4TH3S0KC	457x762x292	H14	26,2	1810	290
HT350-Pro-H14-610x610x292-01/00	959426M	HTH4TH3S0KC	610x610x292	H14	28,0	1960	290
HT350-Pro-H14-610x762x292-01/00	959427M	HTH4TH3S0KC	610x762x292	H14	35,0	2480	290
HT350-Pro-H14-610x915x292-01/00	959428M	HTH4TH3S0KC	610x915x292	H14	42,0	2980	290
HT350-Pro-H14-305x305x150-01/00	959429M	HTH4TH3S0KC	305x305x150	H14	3,5	250	290
HT350-Pro-H14-305x610x150-01/00	959430M	HTH4TH3S0KC	305x610x150	H14	7,0	540	290
HT350-Pro-H14-457x457x150-01/00	959431M	HTH4TH3S0KC	457x457x150	H14	7,8	610	290
HT350-Pro-H14-457x610x150-01/00	959432M	HTH4TH3S0KC	457x610x150	H14	10,5	860	290
HT350-Pro-H14-457x762x150-01/00	959433M	HTH4TH3S0KC	457x762x150	H14	13,1	1100	290
HT350-Pro-H14-610x610x150-01/00	959434M	HTH4TH3S0KC	610x610x150	H14	14,0	1180	290
HT350-Pro-H14-610x762x150-01/00	959435M	HTH4TH3S0KC	610x762x150	H14	17,5	1510	290
HT350-Pro-H14-610x915x150-01/00	959436M	HTH4TH3S0KC	610x915x150	H14	21,0	1830	290

Model HT350	P/N	MGT's Reference	Size W x L x D	Filter class EN 1822	Area m^2	Air flow m^3/h	Pressure Drop Pa
HT350-H14-305x305x292-01/00	959521M	HTH4TH3K0KC	305x305x292	H14	6,5	430	290
HT350-H14-305x610x292-01/00	959522M	HTH4TH3K0KC	305x610x292	H14	13,7	900	290
HT350-H14-457x457x292-01/00	959523M	HTH4TH3K0KC	457x457x292	H14	15,8	1030	290
HT350-H14-457x610x292-01/00	959524M	HTH4TH3K0KC	457x610x292	H14	21,0	1420	290
HT350-H14-457x762x292-01/00	959525M	HTH4TH3K0KC	457x762x292	H14	26,2	1810	290
HT350-H14-610x610x292-01/00	959526M	HTH4TH3K0KC	610x610x292	H14	28,0	1960	290
HT350-H14-610x762x292-01/00	959527M	HTH4TH3K0KC	610x762x292	H14	35,0	2480	290
HT350-H14-610x915x292-01/00	959528M	HTH4TH3K0KC	610x915x292	H14	42,0	2980	290
HT350-H14-305x305x150-01/00	959529M	HTH4TH3K0KC	305x305x150	H14	3,5	250	290
HT350-H14-305x610x150-01/00	959530M	HTH4TH3K0KC	305x610x150	H14	7,0	540	290
HT350-H14-457x457x150-01/00	959531M	HTH4TH3K0KC	457x457x150	H14	7,8	610	290
HT350-H14-457x610x150-01/00	959532M	HTH4TH3K0KC	457x610x150	H14	10,5	860	290
HT350-H14-457x762x150-01/00	959533M	HTH4TH3K0KC	457x762x150	H14	13,1	1100	290
HT350-H14-610x610x150-01/00	959534M	HTH4TH3K0KC	610x610x150	H14	14,0	1180	290
HT350-H14-610x762x150-01/00	959535M	HTH4TH3K0KC	610x762x150	H14	17,5	1510	290
HT350-H14-610x915x150-01/00	959536M	HTH4TH3K0KC	610x915x150	H14	21,0	1830	290

ACTIVEVATED CARBON FILTERS





V type Active Carbon Filters
with Carbon Granules Filled

Med CB-Box
Page 147



V type Active Carbon Filters
with Carbon Granules Filled

Med CB-V
Page 147



Pleated odor Absorbents
Active Carbon Filters

Light CB-V-F7
Page 148



Pleated odor Absorbents
Active Carbon Filters

Light CB-HF-F7
Page 149



Pleated odor Absorbents
Active Carbon Filters

Light CB -Z-G4
Page 150



Filled odor Absorbents
Active Carbon Filters

Med CB-Pan
Page 151



Active Carbon Filters with
Filled Cylindrical Cartridges

Med CB-C-Set
Page 152



Active Carbon Filters with
Filled Cylindrical Cartridges

Med CB-C
Page 153



Active Carbon Filters with
Filled Cylindrical Cartridges

Med CB-C Mounting Frame
Page 153

MADE IN TURKEY

Manufacturer: MGT

Origin of Activated Carbon

Activated carbon is usually produced from natural materials such as coconut shells or carbon (wood, bamboo, coal). The high-temperature activation process creates small porous holes on the surface, increasing the adsorption capacity for toxic gases, odors, and organic compounds, providing optimal efficiency for air filtration systems.

CTC Adsorption Index: Carbon Tetra Chloride (CCl_4) is an index that indicates the ability of activated carbon to adsorb or remove gases or compounds of Carbon Tetrachloride (CCl_4) from the environment. It reflects the effectiveness of activated carbon in treating volatile organic compounds, especially in air and water filtration systems.

Model:

CS-G Coconut Shell - GAC Granular Activated Carbon **CB-E** Carbon-EAC Extruded Activated Carbon	**S** 50% CTC **T** 55% CTC **X** 60% CTC **Y** 75% CTC **Z** 85% CTC	**048** Mesh: 4×8 (2,38mm – 4,75mm) **003** Diameter 3 mm





Shape of Activated Carbon

Granular Activated Carbon (GAC): This type of activated carbon has larger, irregularly shaped particles, suitable for industrial air filtration systems and large-scale gas treatment. With high adsorption capacity, stable airflow, and easy regeneration, GAC is an optimal choice for applications requiring the treatment of contaminated gases, odors, and organic compounds. Granular activated carbon is produced in various sizes to meet the specific needs of different systems and fields. The most common classifications on the current air filtration market include:

- Size 3×6 mesh (3,35mm – 6,73mm): Very large size
- Size 4×8 mesh (2,38mm – 4,75mm): Large size.

Extruded Activated Carbon (EAC): Compressed into cylindrical or pellet shapes, EAC has superior mechanical strength, produces little dust, and is suitable for small air filters, gas masks, and high-durability systems. Thanks to its ability to remove toxic gases, odors, and volatile organic compounds, EAC provides high efficiency in compact air filtration applications.

Advantages of EAC:

- Optimizes performance
- Helps minimize pressure drop in gas flows
- Reduces dust generation and enhances mechanical strength, preventing breakage during operation
- Easy to replace and clean. Longer lifespan compared to granular form

Model	Target gas	Media
CS-GS048	VOCs light, hydrocarbon, general odours	Coconut shell-based granular activated carbon, Mesh size: 4x8
CB-EX003	VOCs, hydrocarbon, general odours	Extruded activated carbon originating from coal, 3mm diameter

Activated carbons can adsorb the following materials (green words):

ALIPHATIC

- acetilene
- iso butane
- butylene
- cyclohexane
- n-decane
- ethane
- ethllene/ethylene
- n-heptane
- heptylene
- hexane
- hexylene
- methane
- n-nonane
- n-octane
- n-octylene
- pentane
- propane
- propylene

AROMATIC

- benzene
- napthalene/naphthalene
- styrene monmer/ styrene monomer
- toluene
- toluidine
- xylene

ACIDS

- acetic
- acetic anhydride
- acrylic
- butyric
- caprylic
- carbolic
- formic
- lactic
- palmatic/palmitic
- phenol
- propionic
- valeric

ESTERS

- butyl acetate
- cellosolve acetate
- athyl aceatate/ ethyl acetate
- ethyl acrylate
- ehtyl formate
- isopropyl acatate/ isopropyl acetate
- methyl acetate
- methyl acrtlate
- methyl fotmate/ methyl formate
- propyl acetate

ALDEHYDES & KETONES

- acetone
- acetaldehyde
- acrolein
- acryraldehyde
- benaldehyde/ benaldehyde
- butyraldehyde
- caproaldehyde
- crontonaldehyde
- cyclonexanone/ cyclodexanone
- diethyl ketone
- depropyl kenone
- formanldehyde
- mesityl oxide
- methyl butylketone
- methyl ethylketone
- methyl isobutylketone/ methyl isobutyl ketone
- proprionadbehyde
- valeric aldehyde

SULPHUR COMPOUNDS

- carbon disulphide
- dimethyl suphate
- ethyl mercaptan
- hydrogen sulphide
- mercaptans
- methyl nercaptan/ methyl mercaptan
- propyl mercaptan
- sulphur dioxide
- sulphur trioxide
- sulphuric acid
- tetrahyrqdrothrophene

NITROGEN COMPOUNDS

- ammonio
- amines
- aniline
- deithyl amine
- diethyl aniline
- diemethyl amine/ dimethyl amine
- ethyl amine
- indole
- nicotine
- nitric acid fumes
- nitriobenzene/ nitrobenzene
- nitrioethane/ nitromethane
- nitrogen dioxide
- nitroglycerine
- nitromethane
- nitropropane
- nitrotoluene
- pyridine
- urea
- urie acid/ uric acid

REMARKS:

1. Activated carbons (not only EAC, but GAC) can adsorb the above materials which marked by green colour; or we didn't have a test before;
2. It doesn't mean the others (black words) can not be adsorbed by activated carbons, but means we know little about that material
3. The adsorption effect mainly depends on the activated carbons' Iodine No. or CTC value, and air velocity, material concentration, atmospheric pressure, temperature and other factors;
4. Some materials like Aldehydes & Ketones need add catalysts for adsorbing.

Activated carbons can adsorb the following materials (green words):

ETHERS

- amyl
- butyl
- cellosolve
- dioxan
- ethyl
- ethylene oxide
- isopropyl
- methyl cellosolve
- methyl
- propyl

HALOGEN

- bramine/ bromine
- butyl chloride
- carbon tetrachloride
- chloride
- chlorobencene/ chlorobenzene
- chlorobutadiene
- chloroform
- choloro nitropropane/chloro nitropropane
- choloro picrin
- dibromoethane
- dichlorobenzene
- dichlorodifluoro methane
- dichlorodifluoro ethane
- dichlorethane
- dichloroethylene
- dichloroethyl ether
- dichloromethane
- dichloromonofluoro methane
- dichloropropane
- dichlorotetrafluoro ethane
- ethyl bromide
- ethyl chloride
- ethylene chlorohydrin
- ethylene dichloride
- fluorotrichloromethane
- freon
- hydrogen bromide
- hydrogen choloride/ hydrogen chloride
- hydrogen cyanide
- hydrogen fluoride
- hydrogen lodine
- lodine
- lodoform/ chloroform
- methyl bromide
- methyl choloride/ methyl chloride
- methyl choloroform/ methyl chloroform
- methylene chloride
- monochlorobenzene
- monofluorotrichloro methane
- paradichlorobenzene
- perchloreethylene/ perchloroethylene
- phosgene
- propyl chloride
- tetrachloro ethane
- tetrachloro ethlylene/ tetrachloro ethylene
- vinyl choloride/ vinyl chloride

ALCOHOLS

- athyl/ ethyl
- amyl
- butyl
- cyclonexonal/ cyclohexanol
- isopropyl
- methonol(methyl)/ methanol
- proply/ propyl

ODOUR OF MISCELLANEOUS

- adhesives
- animal odours
- camphor
- carbon dioxide
- citrus fruits
- cooking odours
- degreasing solvents
- deodo risers
- detergents
- hospital odours
- human odours
- leather
- ozone
- nicotine
- perfumes
- petrol
- purifying odours
- putrescine
- produce of incoplete
- plastic
- poultry odours
- rancid oils and fats
- resins
- rubber
- stale odours
- odours from stables/ odours from stables
- tar odours
- tobacco smoke
- toilet odours
- turpentine
- varnish
- ventilation systems
- vinager/ vinegar
- wood alcohol

OTHERS

- benzin
- kerocene
- repugnant substance

REMARKS:

1. Activated carbons (not only EAC, but GAC) can adsorb the above materials which marked by green colour; or we didn't have a test before;
2. It doesn't mean the others (black words) can not be adsorbed by activated carbons, but means we know little about that material
3. The adsorption effect mainly depends on the activated carbons' Iodine No. or CTC value, and air velocity, material concentration, atmospheric pressure, temperature and other factors;
4. Some materials like Aldehydes & Ketones need add catalysts for adsorbing.

MGT AIR FILTERS

Med CB-Box



Med CB-Box
Frame: Galvanized
Media: Organic Carbon

Model: MCB5V-610x610x292-GO
MCB5V: Med CB Box - 5 Rigid Bank
610x610x292: Size WxHxD mm
GO: Galvanized Frame - Organic Carbon Media
MGT ref: CBGCO5V-610x610x292

Model	P/N	MGT's Reference	Width mm	Height mm	Depth mm	Air Flow m^3/h	Initial Pressure Drop. Pa.	Bed Thickness	Number of Absorber Panel	Weight of Carbon kg
MCB2V-305x610x292-GO	560001M	CBGCO2V	305	610	292	1400	250	25	4	23
MCB5V-610x610x292-GO	560002M	CBGCO5V	610	610	292	2800	250	25	10	50

Med CB-V



Med CB-V
Frame: Plastic
Media: Organic Carbon

Model: MC4V-592x592x292-PO
MC4V: Med CB - 4V Rigid Bank
592x592x292: Size WxHxD mm
PO: Plastic Frame - Organic Carbon Media
MGT ref: CTPCO4V-592x592x292

Model	P/N	MGT's Reference	Width mm	Height mm	Depth mm	Air Flow m^3/h	Initial Pressure Drop. Pa.	Bed Thickness	Number of Absorber Panel	Weight of Carbon kg
MC4V-287x592x292-PO	570001M	CTPCO4V	287	592	292	1270	250	25	8	15
MC4V-490x592x292-PO	570002M	CTPCO4V	490	592	292	2000	250	25	8	26
MC4V-592x592x292-PO	570003M	CTPCO4V	592	592	292	2250	250	25	8	30

MADE IN TURKEY
Manufacturer: MGT

Light CB-V-F7





Model: LC4V-F7-592x592x292-PC-9
LC4V: Light CB - 4V Rigid Bank
F7: Filter class EN779-2012
592x592x292: Size WxLxD mm
PC: Plastic Frame - Carbon Media
9: Area m^2
MGT ref: CF7P4C09T0XX-592x592x292

APPLICATIONS

Light CB-V-F7 serves to absorb gaseous pollution and odours. It may be installed for supply and exhaust air in both domestic and technical applications. Features a simple modular construction system that allows for easy building of large filtration units by screwing base frames together. Gaseous contamination can be absorbed through diverse filtering layers using different kinds of impregnated carbon if needed. Suitable for large-scale areas (e.g., airports, hospitals, hotels, manufacturing, and shopping centers) due to its high air flow and gaseous adsorption capacity. Filter mounting frames are constructed from galvanized steel and stainless steel. Other dimensional versions are available upon request.

STRUCTURAL PROPERTIES

- With high filtering surface allows low pressure drop
- Economical solution for many odors
- Disposable
- Easy to install
- Odour removal and corrosion control
- Robust construction allows easy mounting and removal
- Available in gas adsorption and chemisorption varieties

Light CB-V-F7

Frame: Plastic
Rigid Bank: 4V
Media Type: Carbon
Flange Type: 25 mm Single
Surface Grid: Without Grid
Max. Temperature: 50°C
Relative Humidity: 50%
Filter Stage: II - III

Model	P/N	MGT's Reference	Size W x L x D	Filter Stage	Filter Area m^2	Air Flow m^3/h	In.Pressure Drop. Pa.	Weight kg
LC4V-F7-287x592x292-PC-5	567101M	CF7P4C05T0XX	0287x0592x292	F7	5,00	1500	70	3,50
LC4V-F7-490x592x292-PC-7	567102M	CF7P4C07T0XX	0490x0592x292	F7	7,00	2800	70	4,50
LC4V-F7-592x592x292-PC-9	567103M	CF7P4C09T0XX	0592x0592x292	F7	9,00	3000	70	6,00

Other options:
Frame: *Galvanized, SS 304, SS 316, Aluminum*
Media: *Melt Laminated*
Flange Type: *Without Flange, 25 mm Double, 20 mm Single, 20 mm Double, Custom Size*
Surface Grid: *Face Grid Air Outlet, Both Side with Grids*
Gasket Type: *Without gasket, Polyurethane, Rubber, EPDM*
Gasket Direction: *No, Air Outlet, Air Inlet*

MADE IN TURKEY
Manufacturer: MGT

Light CB-HF-F7





Model: LCH-F7-592x592x130-PC-6
LCH: Light CB, Header Frame
F7: Filter class EN779-2012
592x592x130 Size WxLxD mm
PC: Plastic Frame - Carbon Media
6: Area m^2
MGT ref: CL7PC06T1PC-592x592x130

APPLICATIONS

Light CB-HF-F7 serves to absorb gaseous pollution and odours. It may be installed for supply and exhaust air in both domestic and technical applications. Features a simple modular construction system that allows for easy building of large filtration units by screwing base frames together. Gaseous contamination can be absorbed through diverse filtering layers using different kinds of impregnated carbon if needed. Suitable for large-scale areas (e.g., airports, hospitals, hotels, manufacturing, and shopping centers) due to its high air flow and gaseous adsorption capacity. Filter mounting frames are constructed from galvanized steel and stainless steel. Other dimensional versions are available upon request.

STRUCTURAL PROPERTIES

- With high filtering surface allows low pressure drop
- Economical solution for many odors
- Disposable
- Easy to install
- Odour removal and corrosion control
- Robust construction allows easy mounting and removal
- Available in gas adsorption and chemisorption varieties

Light CB-HF-F7

Frame: Plastic
Media Type: Carbon
Flange Type: 25 mm Single,
SizeSurface Grid: Air Outlet
Filter Stage: II - III

Gasket Type: Polyurethane
Direction: Air Oulet
Max. Temperature: 50°C
Relative Humidity: 50%

Model	P/N	MGT's Reference	Size W x L x D	Filter Stage	Filter Area m^2	Air Flow m^3/h	In.Pressure Drop. Pa.	Weight kg
LCH-F7-287x592x130-PC-3	512001M	CL7PC03T1PC	0287x0592x130	F7	3,00	1500	110	3,00
LCH-F7-490x592x130-PC-5	512002M	CL7PC05T1PC	0490x0592x130	F7	5,00	2800	110	4,00
LCH-F7-592x592x130-PC-6	512003M	CL7PC06T1PC	0592x0592x130	F7	6,00	3000	110	5,00

Other options:
Frame: *Galvanized, SS 304, SS 316, Aluminum*
Media: *Melt Laminated*
Flange Type: *Without Flange, 25 mm Double, 20 mm Single, 20 mm Double, Custom Size*
Surface Grid: *Face Grid Air Outlet, Both Side with Grids*
Gasket Type: *Without gasket, Rubber, EPDM*
Gasket Direction: *No, Air Outlet, Air Inlet*

MADE IN TURKEY
Manufacturer: MGT

Light CB-Z-G4



Model: LCZ-G4-592x592x48-GC-22
LCZ: Light CB, Z-line modeling
G4: Filter class EN779-2012
592x592x48: Size WxLxD mm
GC: Galvanized Frame - Carbon fiber Media
22: Both side with Grids
MGT ref: PF4GC30Z2-592x592x48

APPLICATIONS

- Light CB-Z-G4 serves to absorb gaseous pollution and odours
- It may be installed for supply and exhaust
- Air domestic and technical applications
- Due to a simple modular construction system one can easly build large filtration units by screwing base frames together
- If needed, gasesous contamination can be absorbed through diverse filtering layers with different kinds of impegnated carbon G4 preliminary filtration is necessary to protect the activated carbon

STRUCTURAL PROPERTIES

- Very high mechanical efficiency
- Robust construction allows easy mounting and removal
- Lower pressure drop according to its high performance
- Available in gas adsorption and chemisorption

Light CB-Z-G4

Frame: Galvanized
Flange Type: Carbon Fiber,
Modelling: Z-Line,
Surface Grid: Both Side with Grids
Filter Stage EN 779-2012: G4
Av. Efficiency: 70% ≥ E3

Max. Temperature: 50°C
Relative Humidity: 50%
Final Pressure Drop: 250 Pa.
Filter Stage: II - III

Model	P/N	MGT's Reference	Size W x L x D	Filter Stage	Filter Area m^2	Air Flow m^3/h	In.Pressure Drop. Pa.	Weight kg
LCZ-G4-287x592x48-GC-22	5103001M	PF4GC30Z2	0287x0592x048	G4	0,30	1000	80	1,00
LCZ-G4-490x592x48-GC-22	5103002M	PF4GC30Z2	0490x0592x048	G4	0,50	1700	80	1,80
LCZ-G4-592x592x48-GC-22	5103003M	PF4GC30Z2	0592x0592x048	G4	0,60	2000	80	2,00

Other options:
Frame: *SS 304, SS 316, Aluminum*
Media: *Empty*
Frame depth: *48, 24mm*

MADE IN TURKEY
Manufacturer: MGT

Med CB-Pan



Model: MCP-592x592x48-GO
MCP: Med CB Pan
592x592x48: Size WxLxD mm
GO: Galvanized Frame - Organic Carbon Media
MGT ref: CPGCO48-592x592x48

APPLICATIONS

- Med CB-Pan serves to absorb gaseous pollution and odours
- It may be installed for supply and exhaust
- Air domestic and technical applications
- Due to a simple modular construction system one can easly build large filtration units by screwing base frames together
- If needed, gasesous contamination can be absorbed through diverse filtering layers with different kinds of impegnated carbon G4 preliminary filtration is necessary to protect the activated carbon

STRUCTURAL PROPERTIES

- Re-Filable cartridges with new activated carbon
- Very high mechanical efficiency
- Exchangeable cartridges can be regenerated
- Robust construction allows easy mounting and removal
- Lower pressure drop according to its high performance
- Available in gas adsorption and chemisorption

Med CB-Pan

Frame: Galvanized
Media: Organic Carbon
Max. Temperature: 50°C
Relative Humidity: 50%
Final Pressure Drop: 250 Pa.
Filter Stage: II - III

Model	P/N	MGT's Reference	Size W x L x D	Air Flow m^3/h	In.Pressure Drop. Pa.	Weight kg
MCP-287x592x48-GO	510401M	CPGCO48	0287x0592x048	175	150	3,50
MCP-490x592x48-GO	510402M	CPGCO48	0490x0592x048	280	150	4,50
MCP-592x592x48-GO	510403M	CPGCO48	0592x0592x048	350	150	6,00

Other options:
Frame: SS 304, SS 316, Aluminum
Media: Empty
Frame Depth: 24 mm

MADE IN TURKEY
Manufacturer: MGT

Med CB-C Set



- Epoxy painted steel flanges and expanded nets
- Foamed & rubber gasket
- Connection Type 3-Point Bayonet

Model: MCC-S145-610x610x450-GO-16
MCC-S145: Med CB cylinders set, 145 Ø
610x610x450: Size WxLxD mm
GO: Galvanized Frame - Organic Carbon Media
16: Number of cartridges

APPLICATIONS

- Med CB-C Set serves to absorb gaseous pollution and odours
- It may be installed for supply and exhaust
- Air domestic and technical applications
- Due to a simple modular construction system
- One can easly build large filtration units by screwing base frames together
- It should protect with a pre filter such as M5 or M6
- If needed, gasesous contamination can be absorbed through diverse filtering
- Preliminary filtration is necessary to protect the activated carbon

STRUCTURAL PROPERTIES

- Re-Filable cartridges with new aktivated carbon
- Very high mechanical efficiency
- Carbocat with base plate and cylinders made of galvanized or stainless steel
- Exchangeable cartridges can be regenerated
- Simple replacement thanks to bayonet coupling
- Robust construction allows easy mounting and removal
- Lower pressure drop according to its high performance
- Avalable in gas adsorption and chemisorption

Med CB-C Set

Frame: Galvanized
Cylinder Diameter: 145 Ø
Media: Organic Carbon
Max. Temperature: 50°C

Relative Humidity: 50%
Rec. Final Pressure Drop: 250 Pa.
Filter Stage: II - III

Model	P/N	MGT's Reference	Size W x L x D	Cartridge Number	Air Flow m^3/h	In.Pressure Drop. Pa.	Weight kg
MCC-S145-305x610x450-GO-08	695101M	CCG145COH08	0305x0610x450	8	1700	180	26,00
MCC-S145-507x610x450-GO-12	695102M	CCG145COH12	0507x0610x450	12	2500	180	38,00
MCC-S145-610x610x450-GO-16	695103M	CCG145COH16	0610x0610x450	16	3400	180	50,00

Other options:
Frame: SS 304, SS 316, Aluminum
Cylinder Diameter: 140 Ø, 160 Ø
Media: Potassium Permanganate
Number of cartridges: 4/8/9/12/16

MADE IN TURKEY
Manufacturer: MGT

Med CB-C



Med CB-C
Frame: Galvanized
Media: Organic Carbon
Pin: Thin
Jacket: Without Synthetic Fiber Pre Filter

Model: MCC-140x400-GO
MCC: Med CB cylinders
140x400: Size ODxH mm
GO: Galvanized Frame - Organic Carbon Media
MGT ref: CCG140CO400

Model	P/N	MGT's Reference	Size OD x H	Air Flow m³/h	In.Pressure Drop. Pa.	Weight kg
MCC-140x400-CO	568101M	CCG140CO400	140x400	215	230	3,25
MCC-145x450-CO	568102M	CCG145CO450	145x450	215	180	3,25
MCC-160x400-CO	568103M	CCG160CO400	160x400	380	280	4,6
MCC-140x600-CO	568201M	CCG140CO600	140x600	215	160	4,9
MCC-145x600-CO	568202M	CCG145CO600	145x600	215	120	4,9
MCC-160x600-CO	568203M	CCG160CO600	160x600	380	170	6,9

Other options:
Frame: SS 304, SS 316, Aluminum
Media: Potassium permenganate, Empty
Pin: Thick, No, Custom
Jacket: With synthetic fiber prefilter

Med CB-C Mounting Frame



Med CB-C Mounting Frame
Frame: Galvanized

Model: MCC-M140-610x610-G16
MCC-M140: Carbon cylinders Mounting frame, 140Ø
610x610: Size WxH mm
G16: Galvanized Frame - 16 Holes
MGT ref: CMG140H16

Model	P/N	MGT's Reference	Size OD	Size W x H	Hole Number	Weight LBS
MCC-M140-305x305-G04	699101M	CMG140H04	140	305x305	4	2,00
MCC-M140-305x610-G08	699102M	CMG140H08	140	305x610	8	4,00
MCC-M140-507x610-G12	699103M	CMG140H12	140	507x610	12	6,00
MCC-M140-610x610-G16	699104M	CMG140H16	140	610x610	16	7,00
MCC-M145-305x305-G04	699201M	CMG145H04	145	305x305	4	2,00
MCC-M145-305x610-G08	699202M	CMG145H08	145	305x610	8	4,00
MCC-M145-507x610-G12	699203M	CMG145H12	145	507x610	12	6,00
MCC-M145-610x610-G16	699204M	CMG145H16	145	610x610	16	7,00

Other options:
Frame: SS 304, SS 316
Cylinder Diameter: 140 Ø, 160 Ø
Hole Number: 4/8/9/12/16

MADE IN TURKEY
Manufacturer: MGT

HOUSING CONTAINMENT SYSTEMS



THG- Terminal Housing green
Page 155



FFU- Fan Filter Unit
Page 156



BFU- Blower Filter Unit
Page 157



Filter Housing
Page 158

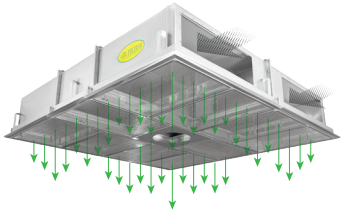

LamiHosp Eco
Page 161

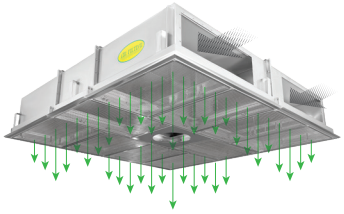

LamiHosp 2
Page 162

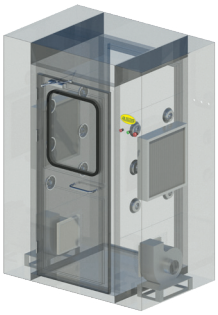

Air Shower
Page 163

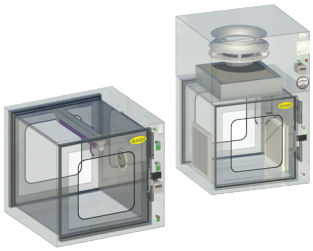

PassBox
Page 164



Return/ Exhaust housing
Page 165



BIBO- Bag In Bag Out
Page 167

THG-Teminal Housing Green



APPLICATIONS: The Seal Gasket Housing is a terminal unit for HVAC systems, designed to provide guaranteed HEPA final filtration and controlled air distribution in cleanroom environments such as hospitals, pharmaceuticals, food processing, and biotechnology facilities. It supports ISO EN 14644-3 in-situ testing. The terminal housing can be fully equipped with all essential functions needed for turbulent airflow cleanrooms.

STRUCTURAL PROPERTIES

- **Optimized Inlet Air Direction:** Curved collar and calculated spacing ensure even airflow and minimal impact velocity.
- **Strong Construction:** 100% welded inside and outside for leak-free performance; stainless steel or powder coating for durability.

- **No Risk of Leakage:** Air-tight housing with leakage rate <0.01% at 450Pa, compliant with ISO EN 14644-3.
- **Filter Handle & Simple Lifting:** Easy installation/removal with 3mm thick retainer and M6 hex head; fits all filter depths.
- **Diffuser Grille:** 70% free area for aeration; available in aluminum, steel, or stainless steel with various finishes.
- **DOP/PAO & DP Test Port:** Integrated ports for filter leak testing and pressure measurement; ensures accurate aerosol concentration.
- **Available for All Gasket Types:** Compatible with 69/90/110 depth filters; supports low-pressure drop and energy-saving options.
- **Air Distribute Disc:** Ensures even distribution of air and aerosol for precise upstream concentration during testing.

Model	HEPA/ULPA Filter Size (WxHxD) mm	Housing Size (AxBxH) mm	Grille Dim. (mm)	Inlet Collar (mm)	Unit Weight (kg)
THG-365365200-X	305 x 305 x 69	365 x 365 x 200	415 x 415	Ø200	6
THG-365670200-X	305 x 610 x 69	365 x 670 x 200	415 x 720	Ø200	8
THG-670670200-X	610 x 610 x 69	670 x 670 x 200	720 x 720	Ø250/300	11
THG-670822200-X	762 x 610 x 69	822 x 670 x 200	872 x 720	Ø250/300	13
THG-670974200-X	915 x 610 x 69	974 x 670 x 200	1024 x 720	Ø250/300	15
THG-6701279200-X	1220 x 610 x 69	1279 x 670 x 200	1329 x 720	Ø300/350	18
THG-365365230-X	305 x 305 x 90	365 x 365 x 230	415 x 415	Ø200	6
THG-365670230-X	305 x 610 x 90	365 x 670 x 230	415 x 720	Ø200	9
THG-670670230-X	610 x 610 x 90	670 x 670 x 230	720 x 720	Ø250/300	12
THG-670822230-X	610 x 762 x 90	822 x 670 x 230	872 x 720	Ø250/350	14
THG-670974230-X	610 x 915 x 90	974 x 670 x 230	1024 x 720	Ø250/350	16
THG-6701279230-X	610 x 1220 x 90	1279 x 670 x 230	1329 x 720	Ø300/400	19
THG-365365250-X	305 x 305 x 110	365 x 365 x 250	415 x 415	Ø200	6
THG-365670250-X	305 x 610 x 110	365 x 670 x 250	415 x 720	Ø200/250	9
THG-670670250-X	610 x 610 x 110	670 x 670 x 250	720 x 720	Ø250/350	13
THG-670822250-X	610 x 762 x 110	822 x 670 x 250	872 x 720	Ø250/400	15
THG-670974250-X	610 x 915 x 110	974 x 670 x 250	1024 x 720	Ø250/400	16
THG-6701279250-X	610 x 1220 x 110	1279 x 670 x 250	1329 x 720	Ø300/400	20
THG-365670290-X	305 x 610 x 150	365 x 670 x 290	415 x 720	Ø250	10
THG-670670290-X	610 x 610 x 150	670 x 670 x 290	720 x 720	Ø350	14
THG-670822290-X	610 x 762 x 150	822 x 670 x 290	872 x 720	Ø350	16
THG-670974290-X	610 x 915 x 150	974 x 670 x 290	1024 x 720	Ø350	18
THG-6701279290-X	610 x 1220 x 150	1279 x 670 x 290	1329 x 720	Ø400	22
THG-365670432-X	305 x 610 x 292	365 x 670 x 432	415 x 720	200x400	13
THG-670670432-X	610x610x292	670 x 670 x 432	720 x 720	400x400	18
THG-670822432-X	762 x 610 x 292	822 x 670 x 432	872 x 720	400x500	20

**X: material = "SS304" (stainless steel 304); "SS430" (stainless steel 430); "CSP"(powder coating steel).*

FFU-Fan Filter Unit

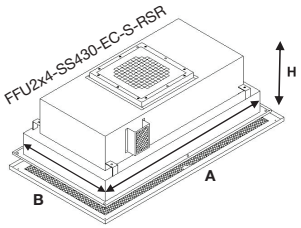

AF-FFU-RSR

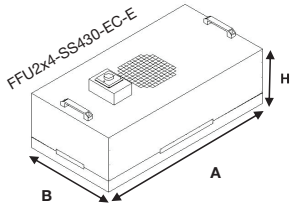

AF-FFU-STD

APPLICATIONS

- FFU provides clean air for cleanrooms, operating rooms, laboratories, and electronics manufacturing.
- It helps control dust and microorganisms, ensuring product quality and safety.
- FFU is essential in pharmaceutical, food, and medical storage environments.

STRUCTURAL PROPERTIES

EBM-PAPST centrifugal fans and motors (Germany): High efficiency, green technology, ModBus/BMS connection, minimum 40,000-hour lifespan, thermal overload protection, compliant with vibration, balancing, and shock standards.

MGT HEPA/ULPA filters (Turkey): 100% MPPS test report acc. EN1822, low initial pressure drop, anodized aluminum frame, polyurethane gasket, glass fiber or PTFE media.

Controller: Fan speed control via TRIAC/DIAC, EC fan control via RS485 (local or remote), supports large fan groups, wall-mount HMI touch panel for remote HEPA filter and fan group monitoring.

Optional equipment/accessories: HEPA filter differential pressure sensor, fan cone differential pressure sensor, Ethernet Gateway for grouping and controlling multiple fans via Modbus, wall-mounted HMI for local monitoring.

Model	RSR Size AxBxH mm	STD Size AxBxH mm	Air Flow m^3/h	Filter Size WxHxD mm
FFU-2x2-EC-E	680x680x442	615x615x342	600	610x610x69
FFU-2x2.5-EC-E	832x680x442	767x615x342	750	762x610x69
FFU-2x3-EC-E	984x680x442	919x615x342	900	915x610x69
FFU-2.5x3-EC-E	984x832x442	919x767x342	1150	915x762x69
FFU-2x4-EC-E	1289x680x442	1224x615x342	1200	1220x610x69
FFU-2.5x4-EC-E	1289x832x442	1224x767x342	1499	1220x762x69
FFU-2.5x5-EC-E	1594x832x442	1529x767x342	1872	1524x762x69
FFU-4x4-EC-E	1240x1240x442	1175x1175x342	2207	1170x1170x69
FFU-2x2-EC-L	680x680x280	615x615x180	600	610x610x69
FFU-2x2.5-EC-L	832x680x280	767x615x180	750	762x610x69
FFU-2x3-EC-L	984x680x441	919x615x341	900	915x610x69
FFU-2.5x3-EC-L	984x832x441	919x767x341	1150	915x762x69
FFU-2x4-EC-L	1289x680x441	1224x615x341	1200	1220x610x69
FFU-2x2-EC-S	680x680x465	615x615x365	600	610x610x110
FFU-2x2.5-EC-S	832x680x465	767x615x365	750	762x610x110
FFU-2x3-EC-S	984x680x465	919x615x365	900	915x610x110
FFU-2.5x3-EC-S	984x832x465	919x767x365	1150	915x762x110
FFU-2x4-EC-S	1289x680x465	1224x615x365	1200	1220x610x110
FFU-2x2-EC-F	680x680x280	615x615x180	600	610x610x69
FFU-2x2.5-EC-F	832x680x280	767x615x180	750	762x610x69
FFU-2x3-EC-F	984x680x280	919x615x180	900	915x610x69
FFU-2.5x3-EC-F	984x832x442	919x767x342	1150	915x762x69
FFU-2x4-EC-F	1289x680x442	1224x615x342	1200	1220x610x69
FFU-2.5x4-EC-F	1289x832x442	1224x767x342	1499	1220x762x69
FFU-2.5x5-EC-F	1594x832x442	1529x767x342	1872	1524x762x69
FFU-4x4-EC-F	1240x1240x442	1175x1175x342	2207	1170x1170x69

BFU-Blower Filter Unit



APPLICATIONS: This is an integrated device combining a high-performance fan with HEPA/ULPA filtration, designed to deliver ultra-clean air in high-standard environments. It draws in ambient air, effectively removes airborne particles, microorganisms, and other contaminants, and then supplies purified air back to the designated area. BFU is ideal for industries such as pharmaceuticals, electronics manufacturing, food processing, and healthcare, where strict air quality control is essential.

STRUCTURAL PROPERTIES

- **EBM-PAPST centrifugal fans and motors (Germany)**: High efficiency, green technology, ModBus/BMS connection, minimum 40,000-hour lifespan, thermal overload protection, compliant with vibration, balancing, and shock standards.
- **MGT HEPA/ULPA filters (Turkey):** 100% MPPS test report acc. EN1822, low initial pressure drop, anodized aluminum frame, polyurethane gasket, glass fiber or PTFE media.
- **Controller:** Fan speed control via TRIAC/DIAC, EC fan control via RS485 (local or remote), supports large fan groups, wall-mount HMI touch panel for remote HEPA filter and fan group monitoring.

Model	HEPA/ULPA Filter Size (WxHxD) mm	Overall Size of BFU (AxBxH) mm	Filter Housing Size (A1xB1xH1) mm	Fan Housing Size (A2xB2xH2) mm	Fan size (mm)
AF-BFU-Forward-curved					
BFU-2x2*-EC-E	610x610x69/90/110	1080x680x470	680x680x470	400x680x400	160
BFU-2.5x2*-EC-E	762x610x69/90/110	1232x680x470	832x680x470	400x680x400	160
BFU-3x2*-EC-E	915x610x69/90/110	1384x680x470	984x680x470	400x680x400	160
BFU-4x2*-EC-E	1220x610x69/90/110	1689x680x470	1289x680x470	400x680x400	160
BFU-4x4*-EC-E	1220x1220x69/90/110	1739x1289x570	1289x1289x570	450x1289x500	180
BFU-2x2*-AC-E	610x610x69/90/110	1130x680x570	680x680x570	450x680x500	180
BFU-2.5x2*-AC-E	762x610x69/90/110	1282x680x570	832x680x570	450x680x500	180
BFU-3x2*-AC-E	915x610x69/90/110	1434x680x570	984x680x570	450x680x500	180
BFU-4x2*-AC-E	1220x610x69/90/110	1769x680x600	1289x680x600	480x680x530	200
BFU-4x4*-AC-E	1220x1220x69/90/110	1769x1289x600	1289x1289x600	480x1289x530	225
BFU-2x2*-EC-F	610x610x69/90/110	1080x680x470	680x680x470	400x680x400	146
BFU-2.5x2*-EC-F	762x610x69/90/110	1332x680x620	832x680x620	500x680x550	230
BFU-3x2*-EC-F	915x610x69/90/110	1484x680x620	984x680x620	500x680x550	230
BFU-4x2*-EC-F	1220x610x69/90/110	1789x680x620	1289x680x620	500x680x550	230
BFU-4x4*-EC-F	1220x1220x69/90/110	1839x1289x670	1289x1289x670	550x1289x600	255
AF-BFU-Backward-curved					
BFU-2.5x2*-EC-E	762x610x69/90/110	832x1060x710	832x680x710	380x832x560	400
BFU-3x2*-EC-E	915x610x69/90/110	984x1060x710	984x680x710	380x832x560	400
BFU-3x2.5*-EC-E	915x762x69/90/110	1364x832x710	984x832x710	380x832x560	400
BFU-4x2*-EC-E	1220x610x69/90/110	1289x1060x710	1289x680x710	380x832x560	400
BFU-4x4*-EC-E	1220x1220x69/90/110	1289x1669x710	1289x1289x710	380x832x560	400
BFU-2x2*-EC-L	610x610x69/90/110	1180x680x700	680x680x700	500x680x550	355
BFU-2.5x2*-EC-L	762x610x69/90/110	1332x680x700	832x680x700	500x680x550	355
BFU-3x2*-EC-L	915x610x69/90/110	1484x680x700	984x680x700	500x680x550	355
BFU-4x2*-EC-L	1220x610x69/90/110	1789x680x700	1289x680x700	500x680x550	355

AF-BFU-Z-Backward-curved:

BFU-EC-E: The height (H, H1, H2) of the Overall Size, Filter Housing, and Fan Housing is increased by 90 mm compared to the AF-BFU-Backward-curved type.

BFU-EC-L: The height (H, H1, H2) of the Overall Size, Filter Housing, and Fan Housing is increased by 100 mm compared to the AF-BFU-Backward-curved type.

: Housing Material & Filter Thickness

FH-GFCH: 4-Stage Filtration



Advantages

4-stage filtration:

Prefilter, Fine filter, Carbon, HEPA. Removing:

- Viruses, bacteria.
- PM2.5, PM1.
- Harmful gases (VOC, Formaldehyde, SO_2...)

Application:

Dusty environments and large indoor premises such pahrmaceutical facilities, food factories, heay industry, paper mills, welding workshops, timber facilities, bakeries, packing production, printing facilities, stables, processing industry, supermarkets and other specialist applications such as upgrading of cleanroom environments and other classified asembly environments.

MODEL: 4-stage filtration	Dimensions (WxHxL*) (mm)	Air flow** /Pressure drop (m^3/h/Pa)	Air purification area*** (m^2)	G4 44/46 mm		Fine 292/380mm		Med CB-C 600mm	HEPA 292mm	
				24"x12"	24"x24"	24"x12"	24"x24"		24"x12"	24"x24"
FH-GFCH-1005-SS430-UV*s	620x410x3220	1700/570	121	1		1		8	1	
FH-GFCH-0510-SS430-UV*s	310x720x3220	1700/570	121	1		1		8	1	
FH-GFCH-1010-SS430-UV*s	620x720x3220	3400/570	243		1		1	16		1
FH-GFCH-1510-SS430-UV*s	930x720x3220	5100/570	364	1	1	1	1	24	1	1
FH-GFCH-2010-SS430-UV*s	1240x720x3220	6800/570	486		2		2	32		2
FH-GFCH-1020-SS430-UV*s	620x1340x3220	6800/570	486		2		2	32		2
FH-GFCH-1520-SS430-UV*s	930x1340x3220	10200/570	729	2	2	2	2	48	2	2
FH-GFCH-2020-SS430-UV*s	1240x1340x3220	13600/570	971		4		4	64		4
FH-GFCH-2520-SS430-UV*s	1550x1340x3220	17000/570	1214	2	4	2	4	80	2	4
FH-GFCH-3020-SS430-UV*s	1860x1340x3220	20400/570	1457		6		6	112		6
FH-GFCH-2030-SS430-UV*s	1240x1960x3220	20400/570	1457		6		6	112		6
FH-GFCH-2530-SS430-UV*s	1550x1960x3220	25500/570	1821	3	6	3	6	136	3	6
FH-GFCH-3030-SS430-UV*s	1860x1960x3220	30600/570	2186		9		9	114		9

Note: Machine lenght and the pressure drop in table are calculated when using Carbon CamCarb CG 600. if using VG filter => pressure drop is 541.
* If Air Purifier doesn't use UV light, the length of machine will be subtracted 1400mm.
** Air flow: calculating with initial pressure drop.
*** Room area: calculating with Air Change = 5 times/hour and the room height is 2.8m.
If the clean level is higher, ACH can be higher and maybe up to 20-30 times/hour in cleanroom. Therefore the room area is lower.

MODEL: FH-GFCH-2530-D1850-SS430-UV*s (f,p)

Type of housing:
FH: Air Filtech Housing

Configuration:
GFCH: G4+Fine+Carbon+HEPA
Using H instead of **E** when using EPA filters.
0 = No filter
Example: **GF0E:** G4+Fine+EPA (No Carbon Filter)

Arranging filters: $X_1X_2Y_1Y_2$
X_1X_2: Number of 24" Filter in row
Y_1Y_2: Number of 24" Filter in column
X_2=Y_2=5: One 12" Filter
Example: 2530 - 3 rows each row have 2 large filters and 1 small filter

Machine lenght: 1850 mm

Ultra Violet:
UV*s: Standard , Efficiency 60~66%
UV*f : Safe, Efficiency 73~76%
UV*p : Pro, Efficiency 91~93%

Material:
SS430: Stainless Steel SS430
SS304: Stainless Steel SS304
GI: Galvanised steel
CSP: Powder coated steel

Example: **FH-GFCH-2530-L1850-SS430 :** Air Filtech SafeAir Purifier is equipped G4+Fine+Carbon+HEPA
Each filter layers has 9 filters arranged in 3 rows, 2 large filters and 1 small filter. Machine length: is 1850mm. Material: SS430.





FH-GF0H: 3-Stage Filtration

MODEL: 3-stage filtration	Dimensions (WxHxL*) (mm)	Air flow** /Pressure drop (m^3/h/Pa)	Air purification area*** (m^2)	G4 44/46 mm		Fine Filter 600mm		HEPA 292mm	
				24"x12"	24"x24"	24"x12"	24"x24"	24"x12"	24"x24"
FH-GF0H-1005-SS430-UV*s	620x410x2800	1700/485	121	1		1		1	
FH-GF0H-0510-SS430-UV*s	310x720x2800	1700/485	121	1		1		1	
FH-GF0H-1010-SS430-UV*s	620x720x2800	3400/485	243		1		1		1
FH-GF0H-1510-SS430-UV*s	930x720x2800	5100//485	364	1	1	1	1	1	1
FH-GF0H-2010-SS430-UV*s	1240x720x2800	6800//485	486		2		2		2
FH-GF0H-1020-SS430-UV*s	620x1340x2800	6800//485	486		2		2		2
FH-GF0H-1520-SS430-UV*s	930x1340x2800	10200/485	729	2	2	2	2	2	2
FH-GF0H-2020-SS430-UV*s	1240x1340x2800	13600/485	971		4		4		4
FH-GF0H-2520-SS430-UV*s	1550x1340x2800	17000/485	1214	2	4	2	4	2	4
FH-GF0H-3020-SS430-UV*s	1860x1340x2800	20400/485	1457		6		6		6
FH-GF0H-2030-SS430-UV*s	1240x1960x2800	20400/485	1457		6		6		6
FH-GF0H-2530-SS430-UV*s	1550x1960x2800	25500/485	1821	3	6	3	6	3	6
FH-GF0H-3030-SS430-UV*s	1860x1960x2800	30600/485	2186		9		9		9

Note: If using Compact filter F292mm => D(F292) = D(F600) - 230 and the pressure drop is 395 Pa. If using bag filter 370mm => D(F370) = D(F600) - 230.
* If Air Purifier doesn't use UV light, the length of machine will be subtracted 1400mm.

FH-GFC0: 3-Stage Filtration

MODEL: 3-stage filtration	Dimensions (WxHxL*) (mm)	Air flow** /Pressure drop (m^3/h/Pa)	Air purification area*** (m^2)	G4 44/46 mm		Fine Filter 370mm		Med CB-C 600mm
				24"x12"	24"x24"	24"x12"	24"x24"	
FH-GFC0-1005-SS430-UV*s	620x410x2620	1700/255	121	1		1		8
FH-GFC0-0510-SS430-UV*s	310x720x2620	1700/255	121	1		1		8
FH-GFC0-1010-SS430-UV*s	620x720x2620	3400/255	243		1		1	16
FH-GFC0-1510-SS430-UV*s	930x720x2620	5100//255	364	1	1	1	1	24
FH-GFC0-2010-SS430-UV*s	1240x720x2620	6800//255	486		2		2	32
FH-GFC0-1020-SS430-UV*s	620x1340x2620	6800//255	486		2		2	32
FH-GFC0-1520-SS430-UV*s	930x1340x2620	10200/255	729	2	2	2	2	48
FH-GFC0-2020-SS430-UV*s	1240x1340x2620	13600/255	971		4		4	64
FH-GFC0-2520-SS430-UV*s	1550x1340x2620	17000/255	1214	2	4	2	4	80
FH-GFC0-3020-SS430-UV*s	1860x1340x2620	20400/255	1457		6		6	96
FH-GFC0-2030-SS430-UV*s	1240x1960x2620	20400/255	1457		6		6	96
FH-GFC0-2530-SS430-UV*s	1550x1960x2620	25500/255	1821	3	6	3	6	120
FH-GFC0-3030-SS430-UV*s	1860x1960x2620	30600/255	2186		9		9	144

Note: If using F7 filter 95mm => the length of machine will be subtracted 270mm: D(F95) = D(F370) -270.
* If Air Purifier doesn't use UV light, the length of machine will be subtracted 1400mm.

FH-GFC0: 3-Stage Filtration

MODEL: 3-stage filtration	Dimensions (WxHxL*) (mm)	Air flow** /Pressure drop (m^3/h/Pa)	Air purification area*** (m^2)	G4 44/46 mm		Fine Filter 370mm		VG 440
				24"x12"	24"x24"	24"x12"	24"x24"	
FH-GFC0-1005-SS430-UV*s	620x410x2460	1700/255	121	1		1		8
FH-GFC0-0510-SS430-UV*s	310x720x2460	1700/255	121	1		1		8
FH-GFC0-1010-SS430-UV*s	620x720x2460	3400/255	243		1		1	16
FH-GFC0-1510-SS430-UV*s	930x720x2460	5100//255	364	1	1	1	1	24
FH-GFC0-2010-SS430-UV*s	1240x720x2460	6800//255	486		2		2	32
FH-GFC0-1020-SS430-UV*s	620x1340x2460	6800//255	486		2		2	32
FH-GFC0-1520-SS430-UV*s	930x1340x2460	10200/255	729	2	2	2	2	48
FH-GFC0-2020-SS430-UV*s	1240x1340x2460	13600/255	971		4		4	64
FH-GFC0-2520-SS430-UV*s	1550x1340x2460	17000/255	1214	2	4	2	4	80
FH-GFC0-3020-SS430-UV*s	1860x1340x2460	20400/255	1457		6		6	96
FH-GFC0-2030-SS430-UV*s	1240x1960x2460	20400/255	1457		6		6	96
FH-GFC0-2530-SS430-UV*s	1550x1960x2460	25500/255	1821	3	6	3	6	120
FH-GFC0-3030-SS430-UV*s	1860x1960x2460	30600/255	2186		9		9	144

Note: If using F7 filter 95mm => the length of machine will be subtracted 270mm: D(F95) = D(F370) -270.
* If Air Purifier doesn't use UV light, the length of machine will be subtracted 1400mm.

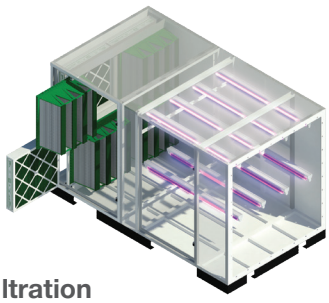



FH-GF00: 2-Stage Filtration

MODEL: 2-stage filtration	Dimensions (WxHxL*) (mm)	Air flow** /Pressure drop (m^3/h/Pa)	Air purification area*** (m^2)	G4 44/46 mm		Fine Filter 600mm	
				24"x12"	24"x24"	24"x12"	24"x24"
FH-GF00-1005-SS430-UV*s	600x400x2150	1700/255	121	1		1	
FH-GF00-0510-SS430-UV*s	300x700x2150	1700/255	121	1		1	
FH-GF00-1010-SS430-UV*s	600x700x2150	3400/255	243		1		1
FH-GF00-1510-SS430-UV*s	900x700x2150	5100//255	364	1	1	1	1
FH-GF00-2010-SS430-UV*s	1200x700x2150	6800//255	486		2		2
FH-GF00-1020-SS430-UV*s	600x1300x2150	6800//255	486		2		2
FH-GF00-1520-SS430-UV*s	900x1300x2150	10200/255	729	2	2	2	2
FH-GF00-2020-SS430-UV*s	1200x1300x2150	13600/255	971		4		4
FH-GF00-2520-SS430-UV*s	1500x1300x2150	17000/255	1214	2	4	2	4
FH-GF00-3020-SS430-UV*s	1800x1300x2150	20400/255	1457		6		6
FH-GF00-2030-SS430-UV*s	1200x1900x2150	20400/255	1457		6		6
FH-GF00-2530-SS430-UV*s	1500x1900x2150	25500/255	1821	3	6	3	6
FH-GF00-3030-SS430-UV*s	1800x1900x2150	30600/255	2186		9		9

Note: If using Fine filter 370mm => the length of machine will be subtracted 200mm: D(F370) = D(F600) -200.
* If Air Purifier doesn't use UV light, the length of machine will be subtracted 1400mm.

LamiHosp 2

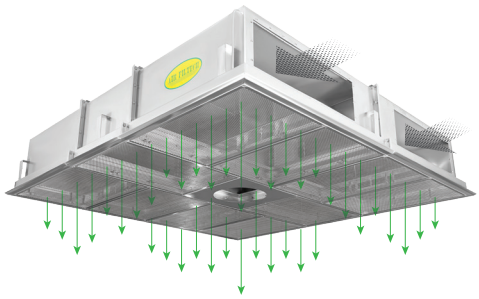

Application: Unidirectional (Laminar) flow ceiling for operating room

Construction: Stainless steel SS304/SS430 or powder coating steel (CSP)

Thickness: Housing: ~1.5mm, Grille/diffuser: ~1.2mm

Test connector: 1 test connector accessible from the operating room to measure the loss of pressure and to take Test Aerosol samples

Filter replacement: In room side, quick clamping device by prepositioned un-losable

Housing air tightness at 450Pa: Class B according to NF EN 1886:1998, Class L1 (M) according to PR EN 1886:2003, Class C according to PR EN 12237:2003

Gasket air tightness at 450Pa: Less than 10^{-4} (0.01%) according to ISO EN 14644-3

Option: Rigid air flow guides

Grilles/Diffusers: Perforated grid Ø8mm, 70% free area for aeration easily.

Type	Int. size (mm)	Ceiling area/ filter cleaned area (m^2)	Air flow (m^3/h)			Clean room class 40-45m^2	HEPA/ULPA filter			
			0.25 m/s	0.3 m/s	0.45 m/s		560 x260 x69	560 x560 x69	560 x860 x69	560 x1165 x69
Lighting Series										
LH 1L	1815x1210x405	2.23/1.62	1,436	1,723	2,585	-	2			2
LH 1.5L	1820x1810x405	3.35/2.60	2,298	2,757	4,136	-		2	4	
LH 2L	2420x1815x405	4.47/3.59	3,150	3,780	5,670	ISO7		2	6	
LH 3L	2420x2420x455	5.96/4.92	4,320	5,184	7,776	ISO7			10	
LH 3.5L	3030x2420x455	7.45/6.29	5,580	6,696	10,044	ISO6-7			2	8
LH 4L	3027x3027x455	9.31/7.97	7,020	8,424	12,636	ISO6-7				12
Non - Lighting Series										
LH 1	1815x1210x405	2.23/1.99	1,792	2,151	3,226	-				3
LH 1.5	1812x1815x405	3.35/2.95	2,654	3,185	4,778	-			6	
LH 2	2420x1812x405	4.47/3.93	3,539	4,247	6,370	ISO7			8	
LH 3	2422x2420x455	5.96/5.31	4,780	5,736	8,604	ISO7				8

**Other sizes available on request*

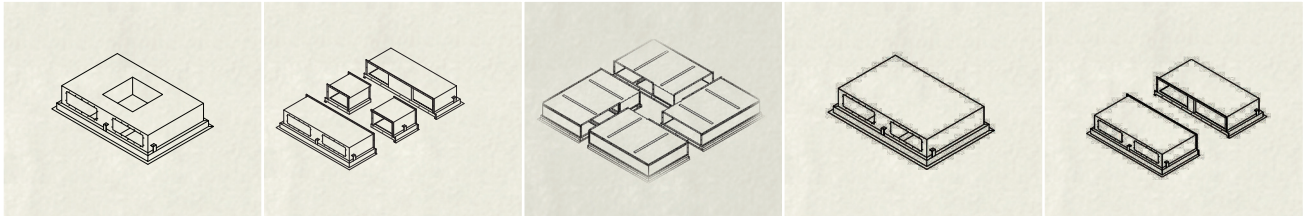

LH 1L	LH1.5L, LH 2L LH 3L & LH 3.5L	LH 4L	LH 1	LH 1.5 , LH 2 , LH 3

LamiHosp Eco

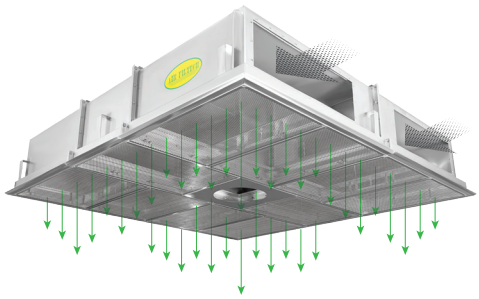

Application: Unidirectional (Laminar) flow ceiling for operating room
Construction: Stainless steel SS304/SS430 or powder coating steel (CSP)
Thickness: Housing: ~1.5mm, Grille/diffuser: ~1.2mm
Test connector: 1 test connector accessible from the operating room to measure the loss of pressure and to take Test Aerosol samples
Filter replacement: In room side, quick clamping device by prepositioned un-losable
Housing air tightness at 450Pa: Class B according to NF EN 1886:1998, Class L1 (M) according to PR EN 1886:2003, Class C according to PR EN 12237:2003
Gasket air tightness at 450Pa: Less than 10^{-4} (0.01%) according to ISO EN 14644-3
Option: Rigid air flow guides
Grilles/Diffusers: Perforated grid Ø8mm, 70% free area for aeration easily.

Type	Int. size (mm)	Ceiling area/ filter cleaned area (m^2)	Air flow (m^3/h)			Clean room class 40-45m^2	HEPA/ULPA filter			
			0.25 m/s	0.3 m/s	0.45 m/s		610 x305 x69	610 x610 x69	915 x610 x69	1220 x610 x69
Lighting Series										
LH 1L	1965x1264x405	2.46/1.86	1,673	2,008	3,012	-	2			2
LH 1.5L	1970 x1918x405	3.59/2.97	2,677	3,212	4,818	-		2	4	
LH 2L	2578x1965x405	5.07/4.09	3,680	4,416	6,624	ISO7		2	6	
LH 3L	2578x2620x455	6.75/5.58	5,017	6,020	9,030	ISO7			10	
LH 3.5L	3188x2620x455	8.30/7.06	6,359	7,631	11,446	ISO6-7			2	8
LH 4L	3231x3231x455	10.37/8.92	8,033	9,640	14,460	ISO6-7				12
Non - Lighting Series										
LH 1	1965x1264x405	2.46/2.23	2,008	2,410	3,615	-				3
LH 1.5	1965x1920x405	3.77/3.35	3,010	3,612	5,418	-			6	
LH 2	2620x1920x405	5.03/4.46	4,013	4,816	7,224	ISO7			8	
LH 3	2620x2530x455	6.58/5.95	5,356	6,427	9,640	ISO7				8

**Other sizes available on request*

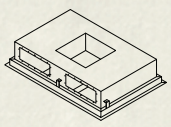

LH 1L

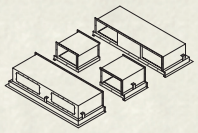

LH1.5L, LH 2L
LH 3L & LH 3.5L

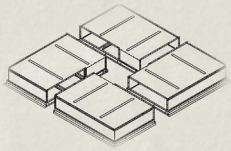

LH 4L

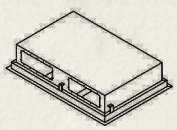

LH 1

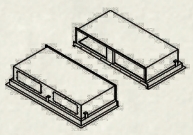

LH 1.5 ,
LH 2 , LH 3

AFT-AirShower

AFT-ASD AirShower



AFT-AST AirShower



AFT-ASS AirShower



AFT AirShower is a device used to remove dust from people or goods before entering cleanrooms, using strong airflow and efficient filtration. It is widely applied in industries such as microelectronics, food processing, pharmaceuticals, display manufacturing, and dust-free coating.

Applications in cleanrooms:

- Medical research cleanrooms: Used to eliminate particles and maintain ISO Class 5 or lower environments.
- Pharmaceutical cleanrooms: Prevents personnel from carrying contaminants into compounding areas.
- Precision manufacturing cleanrooms: Protects sensitive products like radar systems, sensors, and computer hardware from dust.
- Microelectronics and semiconductor cleanrooms: Reduces the risk of particle contamination, protecting valuable integrated circuits.

Model	Internal dim (mm)	External dim (mm)	Norminal Air Flow m³/h	HEPA Filter 610 x610 x69	HEPA Filter 610 x762 x69	G4 Filter 350 x400 x46	G4 Filter 350 x850 x46	G4 Filter 350 x700 x46	Nozzles	Fan
AFT-ASD AirShower										
ASD-1490x2180x1000-(M1*)-(M2*)	790x1910x930	1490x2180x1000	888	2		2			12	2
ASD-1630x2180x1000-(M1*)-(M2*)	930x1910x930	1630x2180x1000	888	2		2			12	2
ASD-1740x2180x1000-(M1*)-(M2*)	1040x1910x930	1740x2180x1000	888	2		2			12	2
ASD-1490x2180x2000-(M1*)-(M2*)	790x1910x1930	1490x2180x2000	1776	4		4			24	4
ASD-1630x2180x2000-(M1*)-(M2*)	930x1910x1930	1630x2180x2000	1776	4		4			24	4
ASD-1740x2180x2000-(M1*)-(M2*)	1040x1910x1930	1740x2180x2000	1776	4		4			24	4
ASD-1490x2180x3000-(M1*)-(M2*)	790x1910x2930	1490x2180x3000	2664	6		6			36	6
ASD-1630x2180x3000-(M1*)-(M2*)	930x1910x2930	1630x2180x3000	2664	6		6			36	6
ASD-1740x2180x3000-(M1*)-(M2*)	1040x1910x2930	1740x2180x3000	2664	6		6			36	6
AFT-ASS AirShower										
ASS-1190x2180x1000-(M1*)-(M2*)	790x1910x930	1190x2180x1000	592	1		1			8	1
ASS-1330x2180x1000-(M1*)-(M2*)	930x1910x930	1330x2180x1000	592	1		1			8	1
ASS-1440x2180x1000-(M1*)-(M2*)	1040x1910x930	1440x2180x1000	592	1		1			8	1
ASS-1190x2180x1450-(M1*)-(M2*)	790x1910x1380	1190x2180x1450	962		1		1		13	1
ASS-1330x2180x1450-(M1*)-(M2*)	930x1910x1380	1330x2180x1450	962		1		1		13	1
ASS-1440x2180x1450-(M1*)-(M2*)	1040x1910x1380	1440x2180x1450	962		1		1		13	1
ASS-1190x2180x1900-(M1*)-(M2*)	790x1910x1830	1190x2180x1900	1184	2		2			16	2
ASS-1330x2180x1900-(M1*)-(M2*)	930x1910x1830	1330x2180x1900	1184	2		2			16	2
ASS-1440x2180x1900-(M1*)-(M2*)	1040x1910x1830	1440x2180x1900	1184	2		2			16	2
AFT-AST AirShower										
AST-1430x2310x1000-(M1*)-(M2*)	930x1910x930	1430x2310x1000	1184		1			1	16	1
AST-1540x2310x1000-(M1*)-(M2*)	1040x1910x930	1540x2310x1000	1184		1			1	16	1
AST-1430x2310x2000-(M1*)-(M2*)	930x1910x1930	1430x2310x2000	2368		2			2	32	2
AST-1540x2310x2000-(M1*)-(M2*)	1040x1910x1930	1540x2310x2000	2368		2			2	32	2
AST-1430x2310x3000-(M1*)-(M2*)	930x1910x2930	1430x2310x3000	3552		3			3	48	3
AST-1540x2310x3000-(M1*)-(M2*)	1040x1910x2930	1540x2310x3000	3552		3			3	48	3

Static PassBox



Static PassBox is a device commonly used in clean rooms to transfer items between two rooms with same class without the need to open the door multiple times.

Static PassBox is equipped with an electric interlock, operates on a 12V power supply, and includes an RCBO for protection, making it very safe for users.

Static PassBox comes in various sizes and can be customized upon request. The standard wall thickness is 1.2 mm. The material can be SS304, CSP, SS430, or SS201.

Static PassBox is integrated with a UV lamp and a timer to adjust the UV illumination duration. The standard UV lamp power is 15/25W. It features robust double-layered tempered glass.

Optional: Automatic on/off LED light that operates with door movement.

Model	SPB-500-UV15 -(M1*)-(M2*)	SPB-600-UV15 -(M1*)-(M2*)	SPB-700-UV25 -(M1*)-(M2*)	SPB-800-UV25 -(M1*)-(M2*)
Internal dimension, mm	500x500x500	600x600x600	700x700x700	800x800x800
External dimension, mm	640x590x560	740x690x660	840x790x760	940x890x860
UV Light Philips, W	15	15	25	25
Funtions	Interlock, Timer for UV light			
Material	SS304/CSP/SS201			
Accessories	RCBO, Power indicator, Magnetic switch, Magnetic lock, 02 tempered glass with minimum 4.0 mm thickness			
Optional	High power UV Light, Led Light			

M1*: outside material; M2*: inside material.

Dynamic PassBox

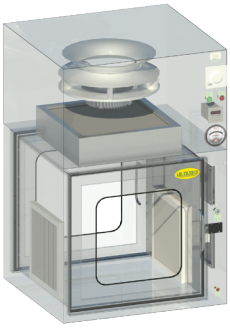

Dynamic PassBox is a device commonly used in clean rooms to transfer items between two rooms with different class without the need to open the door multiple times.

Dynamic PassBox Laminar features a high-quality HEPA filter from Camfil Sweden and a fan from a German brand. The device includes a built-in PAO test port for HEPA filter leak testing.

A pressure gauge for monitoring HEPA filter differential pressure is also installed, helping you determine the optimal time to replace the filter. The fan speed is easily adjustable with a knob, and the fan operation time is automatically controlled by a timer.

The standard wall thickness is 1.2 mm. The material can be SS304, CSP, SS430, or SS201. RCBO for protection. Magnetic switch & magnetic lock with 12V consumption.

Optional: UV light, Led light.

Model	DPBL-500 -(M1*)-(M2*)	DPBL-600 -(M1*)-(M2*)	DPBL-700 -(M1*)-(M2*)	DPBL-800 -(M1*)-(M2*)
Internal dimension, mm	500x500x500	600x600x600	700x700x700	800x800x800
External dimension, mm	780x1100x560	880x1200x660	980x1300x760	1080x1400x860
HEPA Filter, mm (01 pcs)	305x305x150	457x457x150	575x575x150	610x610x150
G4 Air Filtech Filter, mm (02 pcs)	300x200x46	400x200x46	500x200x46	600x200x46
AC Fan 220V, W (01 set)	135	135	225	225
Funtions	Interlock, PAO ports, dP Gauge for HEPA filter Timer for Fan, Know control fan speed			
Material	SS304/SS201/SS430/CSP			
Accessories	RCBO, Power indicator, Run indicator, Magnetic switch, Magnetic lock, 02 tempered glass with minimum 4.0 mm thickness			
Optional	UV Light 15/25W, Led Light			

M1*: outside material; M2*: inside material.

Return-Exhaust Housing Without Cover Plate



Advantage:

- High reliability
- Strong, durable welded structure
- Quick filter change and easy inspection
- Integrated dP port for monitoring

Application: Used in clean rooms or HVAC systems

Filter box type: Wall mount for pre-filter G4/F7, with thickness of 22/48/96 mm

Standard structure: 1.0–1.2 mm thick (other sizes available on request)

Installation, Duct connection:

- Wall mounting through 4.5 mm pre-punched edge holes using rivets or as requested
- Do not connect the air duct

G4/F7 Filter Housing

Model	Filter size (WfxHfxDf mm)	Box size (WxHxD mm)	Box Thickness (mm)	Grill (WgxHgxDg mm)	Grill Thickness (mm)
EH-304*609*52-SS430	287 x 592 x 22	304 x 609 x 52	1.0	354 x 659 x 10	1.0
EH-609*609*52-SS430	592 x 592 x 22	609 x 609 x 52	1.0	659 x 659 x 10	1.0
EH-510*510*52-SS430	495 x 495 x 22	510 x 510 x 52	1.0	560 x 560 x 10	1.0
EH-510*609*52-SS430	495 x 592 x 22	510 x 609 x 52	1.0	560 x 659 x 10	1.0
EH-415*304*52-SS430	610 x 287 x 22	625 x 304 x 52	1.0	675 x 354 x 10	1.0
EH-415*609*52-SS430	610 x 592 x 22	625 x 609 x 52	1.0	675 x 659 x 10	1.0
EH-415*777*52-SS430	610 x 762 x 22	625 x 777 x 52	1.0	675 x 827 x 10	1.0
EH-415*929*52-SS430	610 x 915 x 22	625 x 929 x 52	1.0	675 x 979 x 10	1.0
EH-415*1234*52-SS430	610 x 1220 x 22	625 x 1234 x 52	1.2	675 x 1284 x 10	1.0
EH-609*609*76-SS430	592 x 592 x 48	609 x 609 x 76	1.0	659 x 659 x 10	1.0
EH-304*609*76-SS430	287 x 592 x 48	304 x 609 x 76	1.0	354 x 659 x 10	1.0
EH-510*510*76-SS430	495 x 495 x 48	510 x 510 x 76	1.0	560 x 560 x 10	1.0
EH-510*609*76-SS430	495 x 592 x 48	510 x 609 x 76	1.0	560 x 659 x 10	1.0
EH-625*304*76-SS430	610 x 287 x 48	625 x 304 x 76	1.0	675 x 354 x 10	1.0
EH-625*609*76-SS430	610 x 592 x 48	625 x 609 x 76	1.0	675 x 659 x 10	1.0
EH-625*777*76-SS430	610 x 762 x 48	625 x 777 x 76	1.0	675 x 827 x 10	1.0
EH-625*929*76-SS430	610 x 915 x 48	625 x 929 x 76	1.0	675 x 979 x 10	1.0
EH-625*1234*76-SS430	610 x 1220 x 48	625 x 1,234 x 76	1.0	675 x 1,284 x 10	1.0

G4/F7 and HEPA/Carbon Filter Housing

Model	HEPA Filter size (WfxHfxDf mm)	Box size (WxHxD mm)	Weight (kg)	Grill (WgxHgxDg mm)	Prefilter Thickness (mm)
EH-680*680*382-*	610 x 610 x 292	680 x 680 x 382	19	730 x 730 x 10	48
EH-375*680*382-*	305 x 610 x 292	375 x 680 x 382	15	425 x 730 x 10	48
EH-665*665*382-*	592 x 592 x 292	665 x 665 x 382	19	715 x 715 x 10	48
EH-359*665*382-*	287 x 592 x 292	359 x 665 x 382	14	409 x 715 x 10	48
EH-662*662*382-*	592 x 592 x 292	662 x 662 x 382	19	712 x 712 x 10	48
EH-357*662*382-*	287 x 592 x 292	357 x 662 x 382	14	407 x 712 x 10	48
EH-662*357*382-*	592 x 287 x 292	662 x 357 x 382	14	712 x 407 x 10	48

Return-Exhaust Housing With Cover Plate

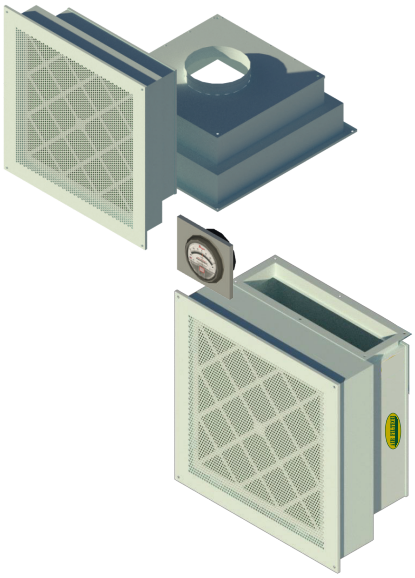

Advantage:

- High reliability
- Robust and durable structure
- Quick filter replacement and easy maintenance
- Integrated dP port for monitoring

Application: Used in clean rooms or general ventilation systems (HVAC).

Filter box type: Ceiling-mounted for G4/F7 filters (22/48/96 mm).

Standard structure: Thickness: 1.0–1.2 mm (custom sizes available).

Installation, Duct connection:

- Ceiling installation using hangers
- Standard round duct connection of Ø200 or Ø250 (customizable upon request)

G4/F7 Filter Housing

Model	Filter size (WfxHfxDf mm)	Box size (WxHxD mm)	Box Thickness (mm)	Grill (WgxHgxDg mm)	Grill Thickness (mm)
EHD-304*609*152-SS430	287 x 592 x 22	304 x 609 x 152	1.0	354 x 659 x 10	1.0
EHD-609*609*152-SS430	592 x 592 x 22	609 x 609 x 152	1.0	659 x 659 x 10	1.0
EHD-510*510*152-SS430	495 x 495 x 22	510 x 510 x 152	1.0	560 x 560 x 10	1.0
EHD-510*609*152-SS430	495 x 592 x 22	510 x 609 x 152	1.0	560 x 659 x 10	1.0
EHD-625*304*152-SS430	610 x 287 x 22	625 x 304 x 152	1.0	675 x 354 x 10	1.0
EHD-625*609*152-SS430	610 x 592 x 22	625 x 609 x 152	1.0	675 x 659 x 10	1.0
EHD-625*777*152-SS430	610 x 762 x 22	625 x 777 x 152	1.0	675 x 827 x 10	1.0
EHD-625*929*152-SS430	610 x 915 x 22	625 x 929 x 152	1.0	675 x 979 x 10	1.0
EHD-625*1234*152-SS430	610 x 1220 x 22	625 x 1,234 x 152	1.2	675 x 1,284 x 10	1.0
EHD-609*609*176-SS430	592 x 592 x 48	609 x 609 x 176	1.0	659 x 659 x 10	1.0
EHD-304*609*176-SS430	287 x 592 x 48	304 x 609 x 176	1.0	354 x 659 x 10	1.0
EHD-510*510*176-SS430	495 x 495 x 48	510 x 510 x 176	1.0	560 x 560 x 10	1.0
EHD-510*609*176-SS430	495 x 592 x 48	510 x 609 x 176	1.0	560 x 659 x 10	1.0
EHD-625*304*176-SS430	610 x 287 x 48	625 x 304 x 176	1.0	675 x 354 x 10	1.0
EHD-625*609*176-SS430	610 x 592 x 48	625 x 609 x 176	1.0	675 x 659 x 10	1.0
EHD-625*777*176-SS430	610 x 762 x 48	625 x 777 x 176	1.0	675 x 827 x 10	1.0
EHD-625*929*176-SS430	610 x 915 x 48	625 x 929 x 176	1.0	675 x 979 x 10	1.0
EHD-625*1234*176-SS430	610 x 1220 x 48	625 x 1,234 x 176	1.2	675 x 1,284 x 10	1.0

G4/F7 and HEPA/Carbon Filter Housing

Model	HEPA Filter size (WfxHfxDf mm)	Box size (WxHxD mm)	Weight (kg)	Flange Size (WdxHd mm)	Grill (WgxHgxDg mm)	Prefilter Thickness (mm)
EHD-680*680*572-*	610 x 610 x 292	680 x 680 x 572	31	550 x 150	730 x 730 x 10	48
EHD-375*680*572-*	305 x 610 x 292	375 x 680 x 572	23	245 x 150	425 x 730 x 10	48
EHD-665*665*572-*	592 x 592 x 292	665 x 665 x 572	30	535 x 150	715 x 715 x 10	48
EHD-359*665*572-*	287 x 592 x 292	359 x 665 x 572	22	229 x 150	409 x 715 x 10	48
EHD-662*662*572-*	592 x 592 x 292	662 x 662 x 572	30	532 x 150	712 x 712 x 10	48
EHD-357*662*572-*	287 x 592 x 292	357 x 662 x 572	22	227 x 150	407 x 712 x 10	48
EHD-662*357*572-*	592 x 287 x 292	662 x 357 x 572	22	532 x 150	712 x 407 x 10	48

BIBO- Bag In/ Bag Out



Application: Safety housings are designed with safety in mind. Each housing is shipped with an instruction book detailing how to change the filters. The basics of filter change include installing the new filters in the change-out bag, securing the bag over the ribbed openings on the housing door opening, and performing the filter change entirely within the bag.

STANDARD SIZE:

Type	Filter Size (mm)
305	305 x 610
610	610 x 610
762	762 x 610
610 is always on the door size	

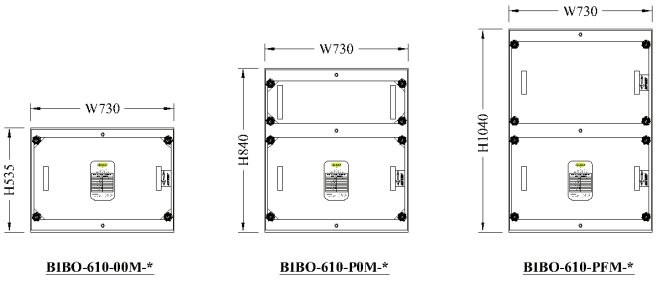

FILTER STAGES:

Type	Pre filter	Fine filter	Main filter
PFM	01	01	01
P0M	01	--	01
00M	--	--	01

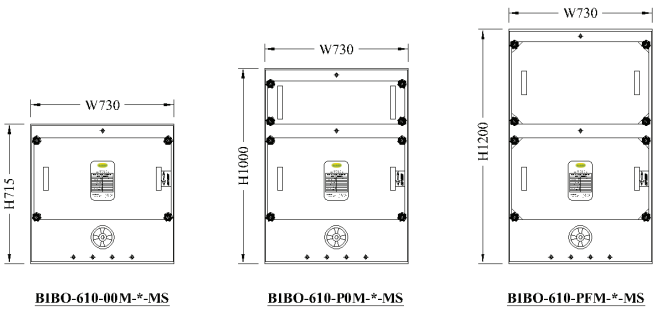

FLOW RATE/ BANK:

Size/bank	1	2	3	4	5	6
305	2.000	4.000	6.000	8.000	10.000	12.000
610	4.000	8.000	12.000	16.000	20.000	24.000
762	6.000	12.000	18.000	24.000	30.000	36.000

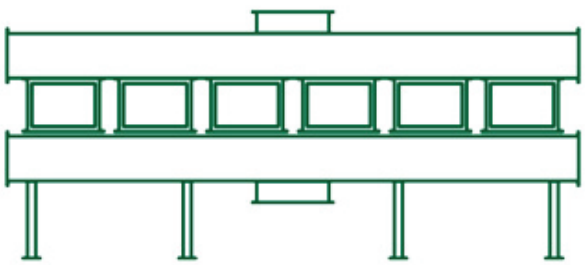

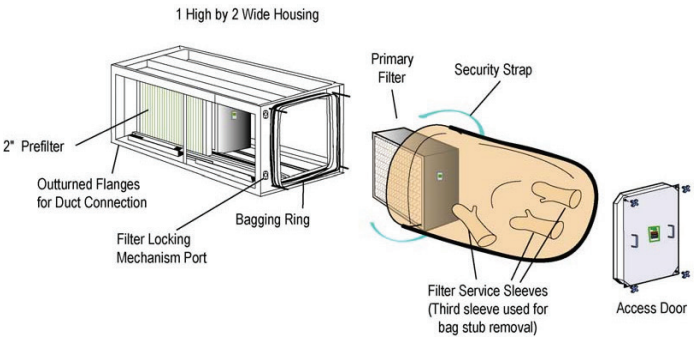

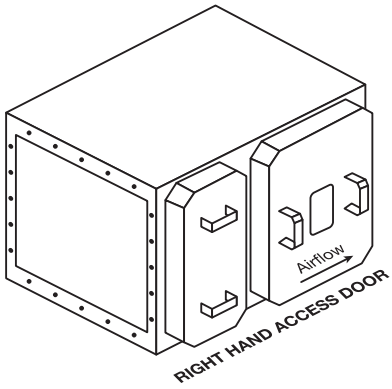

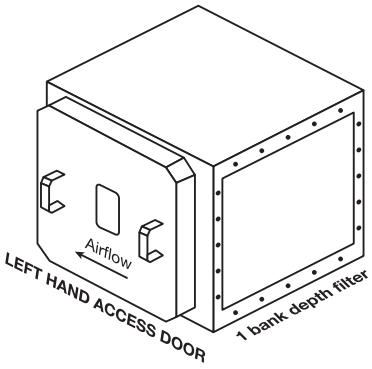

MODULE SIZE 0F-12P1-1GB Configuration Arr. 1, Main Filter 610x610x292 mm							
Housing Size (H x W)	**Pre-filter Depth (mm)**	**Main filter Depth (mm)**	**Max. Flow rate (m^3/h)**	***Length (L. mm)**	**Width (W. mm)**	**Height (H.mm)**	**Weight (kg)**
1 x 1	None	292	4.000	650	720	780	80
1 x 2	None	292	8.000	650	1.330	780	120
1 x 3	None	292	12.000	650	1.950	780	155

MODULE SIZE 0F-12P2-1GB Configuration Arr. 1, Main Filter 762x610x292 mm							
Housing Size (H x W)	**Pre-filter Depth (mm)**	**Main filter Depth (mm)**	**Max. Flow rate (m^3/h)**	***Length (L. mm)**	**Width (W. mm)**	**Height (H.mm)**	**Weight (kg)**
1 x 1	None	292	6.000	650	872	780	90
1 x 2	None	292	12.000	650	1.634	780	140
1 x 3	None	292	18.000	650	2.406	780	180

* Length L = 1.000 mm with scan test version

MODULE SIZE 2F-12P1-1GB Configuration Arr. 1, Pre-filter, Main Filter 610x610x292 mm							
Housing Size (H x W)	**Pre-filter Depth (mm)**	**Main filter Depth (mm)**	**Max. Flow rate (m^3/h)**	***Length (L. mm)**	**Width (W. mm)**	**Height (H.mm)**	**Weight (kg)**
1 x 1	44/46/50	292	4.000	700	720	780	85
1 x 2	44/46/50	292	8.000	700	1.330	780	125
1 x 3	44/46/50	292	12.000	700	1.950	780	165

* Length L = 1.200 mm with scan test version

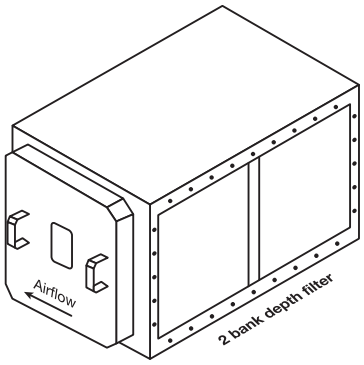

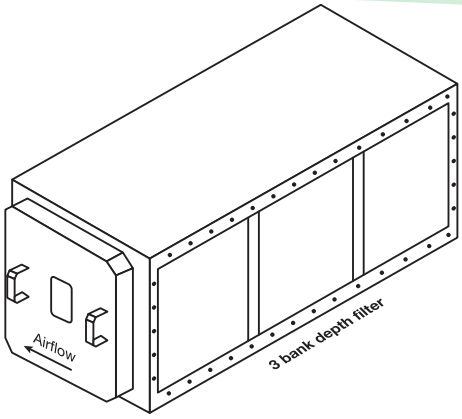

MODULE SIZE 2F-12P2-1GB Configuration Arr. 1, Pre-filter, Main Filter 762x610x292 mm							
Housing Size (H x W)	Pre-filter Depth (mm)	Main filter Depth (mm)	Max. Flow rate (m^3/h)	*Length (L. mm)	Width (W. mm)	Height (H.mm)	Weight (kg)
1 x 1	44/46/50	292	6.000	700	872	780	95
1 x 2	44/46/50	292	12.000	700	1.634	780	145
1 x 3	44/46/50	292	18.000	700	2.406	780	190

MODULE SIZE 0F-12P1-1GB Configuration Arr. 3, Pre-filter, Main Filter 610x610x292 mm							
Housing Size (H x W)	Pre-filter Depth (mm)	Main filter Depth (mm)	Max. Flow rate (m^3/h)	*Length (L. mm)	Width (W. mm)	Height (H.mm)	Weight (kg)
1 x 1	50/95	292	4.000	900	720	780	102
1 x 2	50/95	292	8.000	900	1.330	780	150
1 x 3	50/95	292	12.000	900	1.950	780	195

* Length L = 1.200 mm with scan test version

MODULE SIZE 2F-12P2-3GB Configuration Arr. 3, Pre-filter, Main Filter 762x610x292 mm							
Housing Size (H x W)	Pre-filter Depth (mm)	Main filter Depth (mm)	Max. Flow rate (m^3/h)	*Length (L. mm)	Width (W. mm)	Height (H.mm)	Weight (kg)
1 x 1	50/95	292	6.000	700	720	780	120
1 x 2	50/95	292	12.000	700	1.330	780	180
1 x 3	50/95	292	18.000	700	1.950	780	225

* Length L = 1.200 mm with scan test version

Air Cleaners/ Air Purified



Air Cleaners

SafeAir 500

Page 171



Air Cleaners

SafeAir 1700/ 4000

Page 172



Air Cleaners

SafeAir 1700/ 4000 Pro

Page 174



Air Cleaners

SafeAir 6000

Page 175

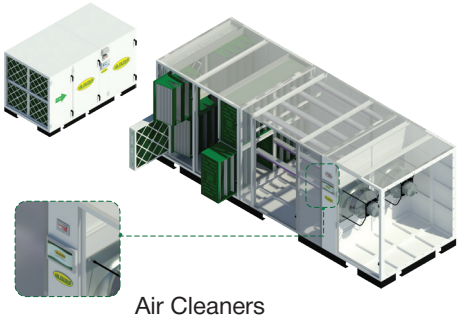

Air Cleaners

AP-GFCH

Page 176

SafeAir 500



Advantages

- Remove bacteria, virus, PM2.5, PM1.
- Less odour and toxic gas (VOC, Formaldehyde, SO_2..)
- Save energy, low noise level, hight lifetime.
- High efficientcy filtrationg, low filter replacement frequency.

Application: Hospital, medical clinic, small or medium offices, Air purifier for rooms measuring 25-30 m^2 & ACH= 5 and maximum 80 m^2 & ACH = 2.
Product voltage (V): single-phase 220V/50 Hz.
Type: Air cleaner **Capacity:** 0-400 m^3/h.
Controller: Potentiometer with cable (5m) or connect BMS.
Installation: Mobile or stationary, floor, wall or ceiling mounting.
Design: Powder coated sheet steel (White).
Air purification area: Maximum 80 m^2.

Model	Dimensions (W*xH**xD) (mm)	Air flow Pressure drop (m^3/h/Pa)	Weight (kg)	Power output (W)	Filter included in standard version Model/ Media area (m^2) or Carbon weight (kg)
SafeAir 501-*	700x305x315	500/375	25	90	1 Pre-filter: AirPanel-CS 287x287x96 / 0.8 m2 1 HEPA filter: AbSo-292-P150: 287x287x292-10/22 / 5.5 m^2
SafeAir 501V-*	305x700x315	500/375	28	90	
SafeAir 502-*	1000x305x315	500/430	25	90	1 Pre-filter: AirPanel-CS 287x287x96 / 0.8 m2 9 Carbon filters Med-CB C Cylinder 600 CS-GS048 / 4,3 kg; 1 HEPA filter: AbSo-292-P150: 287x287x292-10/22 / 5.5 m^2
SafeAir 502V-*	305x1000x315	500/430	28	90	
SafeAir 503-*	1000x305x315	500/400	25	90	1 Pre-filter: AirPanel-CS 287x287x96 / 0.8 m2 9 Carbon filters Med-CB C Cylinder 600 CS-GS048 / 4,3 kg; 1 HEPA filter: AbSo-292-P250: 287x287x292-10/22 / 6.2 m^2
SafeAir 503V-*	305x1000x315	500/400	28	90	
ProAir 501-*	1000x305x315	500/400	25	90	1 Pre-filter: AirPanel-PS M5 287x287x96 / 0.85 m2 9 Carbon filters Med-CB C Cylinder 600 CS-GS048 / 4,3 kg; 1 HEPA filter: AbSo-292-P250: 287x287x292-10/22 / 6.2 m^2
ProAir 501V-*	305x1000x315	500/400	28	90	

Model: * is type of materials: SS304/SS430/CSP.
* The Width of SafeAir 501,502,503 & ProAir 501 (Horrizontal Air Cleaner) is plus 550 mm if the purifier has a built-in UV light.
** The Height of SafeAir 501-V,502-V,503-V & ProAir 501V (Vertical Air Cleaner) is plus 550 mm if the purifier has a built-in UV light.

Model	Model	Number of UV & UVC watts	Efficiency
SafeAir 500	SA500-01UV15W-32% SA500-02UV25W-68% SA500-04UV25W-93%	1 UV 15W 2 UV 25W 4 UV 25W	32% 68% 93%

UV Option: SA500 is model Air cleaners (Ex: SA501, SA502,SA503, PA501)







SafeAir 1700/4000



Advantages

- Remove bacteria, virus, PM2.5, PM1.
- Less odour and toxic gas (VOC, Formaldehyde, SO_2..)
- Save energy, low noise level, hight lifetime.
- High efficientcy filtrationg, low filter replacement frequency.

Application: Conference room, hotel and industrial application such as: such as welding factories, pharmaceutical factories, foodstuff, papermaking, packaging, printing, hospital, ICU, isolation room, covid treatment,...
Product voltage (V): Single-phase 220V/50 Hz.
Type: Air Cleaner.
Air flow: 1700 and 4000 m^3/h.
Controller: 0-10V Potentiometer with cable (5m) or connect BMS.
Advanced (Option): connect to HMI screen - Siemens: Timer on/off, high/ low dP alarm, fan error alarm. Controls can either be manual or automated.
Installation: Mobile or stationary, floor, wall or ceiling mounting.
Design: Powder coated sheet steel (White).
Air purification area: Maximum 340 m^2/800 m^2 (SafeAir 1700/4000).

Model	Dimensions (mm)	Air flow/ dP (m^3/h/Pa)	Total weight (kg, Approx.)	Power (W)	Filters
Comfort Office Applications (PM & very light VOCs, smell)					
CleanAir 2000-*	1500x700x550	2000/480	100	750	01 Pre-filter: AirPanel -CS G4 287x592x96 mm/1.4 m^2; 01 F7 filter: CityCarb 592x287x292 mm/3.8 m^2; 01 EPA filter: AbSo-V: AV11-305x610x292-10/00-20-G/20 m^2
CleanAir 2000V-*	700x1800x550	2000/480	110	750	
SafeAir 1700-*	1500x700x550	1700/480	100	750	01 Pre-filter: AirPanel -CS G4 287x592x96 mm/1.4 m^2; 01 F7 filter: CityCarb 592x287x292 mm/3.8 m^2; 01 HEPA filter: AbSo-V: AV13-305x610x292-10/00-20-G/20 m^2
SafeAir 1700V-*	700x1800x550	1700/480	110	750	
CleanAir 4000-*	1550x700x720	4000/480	125	1700	01 Pre-filter: AirPanel-CS G4 592x592x96 mm/2.6 m^2; 01 F7 filter: CityCarb 592x592x292 mm/8 m^2; 01 EPA filter: AbSo-V: AV11-610x610x292-10/00-20-G/40 m^2
CleanAir 4000V-*	700x1850x720	4000/480	135	1700	
SafeAir 4000-*	1550x700x720	4000/480	125	1700	01 Pre-filter: AirPanel-CS G4 592x592x96 mm/2.6 m^2; 01 F7 filter: CityCarb 592x592x292 mm/8 m^2; 01 HEPA filter: AbSo-V: AV13-610x610x292-10/00-20-G/40 m^2
SafeAir 4000V-*	700x1850x720	4000/480	135	1700	

Model	Dimensions (mm)	Air flow/ dP (m^3/h/Pa)	Total weight (kg, Approx.)	Power (W)	Filters
Comfort VOCs Applications (PM & Moderate VOCs, smell)					
CleanAir 2000-*	1800x700x550	2000/600	130	750	02 F7 filter: AirPan-PG 287x592x96 mm/5.5 m^2; 12 Carbon filter Med-CB C for VOCs; 01 EPA filter: AbSo-V: AV11-305x610x292-10/00-20-G/20 m^2
CleanAir 2000V-*	700x2100x550	2000/600	140	750	
SafeAir 1700-*	1800x700x550	1700/600	130	750	02 F7 filter: AirPan-PG 287x592x96 mm/5.5 m^2; 12 Carbon filter Med-CB C for VOCs; 01 HEPA filter: AbSo-V: AV13-305x610x292-10/00-20-G/20 m^2
SafeAir 1700V-*	700x2100x550	1700/600	140	750	
CleanAir 4000-*	1850x850x800	4000/600	160	1700	02 F7 filter: AirPan-PG: 592x592x96 mm/11 m^2; 25 Carbon filter Med-CB C for VOCs; 01 EPA filter: AbSo-V: AV11-610x610x292-10/00-20-G/40 m^2
CleanAir 4000V-*	850x2100x800	4000/600	170	1700	
SafeAir 4000-*	1850x850x800	4000/600	160	1700	02 F7 filter: AirPan-PG: 592x592x96 mm/11 m^2; 25 Carbon filter Med-CB C for VOCs; 01 HEPA filter: AbSo-V: AV13-610x610x292-10/00-20-G/40 m^2
SafeAir 4000V-*	850x2100x800	4000/600	170	1700	

Model	Dimensions (mm)	Air flow/ dP (m3/h/Pa)	Total weight (kg, Approx.)	Power (W)	Filters
Data Center Applications (PM & Acids, H_2S, SO_2)					
CleanAir 2000-*	1500x700x550	2000/440	97	750	01 F7 filter: AirPan-PG 287x592x96 mm/5.5 m²; 01Gigapleat NXPC filter: 305x610x292 mm/ 8 kg 01 EPA filter: AbSo-V: AV11-305x610x292-10/00-20-G/20 m²
CleanAir 2000V-*	700x1800x550	2000/440	107	750	
SafeAir 1700-*	1500x700x550	1700/440	97	750	01 F7 filter:AirPan-PG 287x592x96 mm/5.5 m²; 01 Gigapleat NXPC filter: 305x610x292 mm/ 8 kg 01HEPA filter: AbSo-V: AV13-305x610x292-10/00-20-G/20 m²
SafeAir 1700V-*	700x1800x550	1700/440	107	750	
CleanAir 4000-*	1550x700x720	4000/440	122	1700	01 F7 filter: AirPan-PG: 592x592x96 mm/11 m²; 01 Gigapleat NXPC filter: 610x610x292 mm/ 15 kg 01 EPA filter: AbSo-V: AV11-610x610x292-10/00-20-G/40 m²
CleanAir 4000V-*	700x1850x720	4000/440	132	1700	
SafeAir 4000-*	1550x700x720	4000/440	122	1700	01 F7 filter:AirPan-PG: 592x592x96 mm/11 m²; 01 Gigapleat NXPC filter: 610x610x292 mm/ 15 kg 01 HEPA filter: AbSo-V: AV13-610x610x292-10/00-20-G/40 m²
SafeAir 4000V-*	700x1850x720	4000/440	132	1700	

Model	Dimensions (mm)	Air flow/ dP (m3/h/Pa)	Total weight (kg, Approx.)	Power (W)	Filters
Corrosion Control Applications (Acids, H_2S, SO_2, Inorganic & organic acids, ozone, ...)					
CleanAir 2000-*	1900x850x550	1500/470	97	500	01 Pre-filter: AirPanel -CS G4 287x592x96 mm/1.4 m²; 12 Carbon filters Med-CB C MS 12 Carbon filters Med-CB C MCI 01 EPA filter:AbSo-V: AV11-305x610x292-10/00-20-G/20 m²
CleanAir 2000V-*	850x2100x550	1500/470	107	500	
SafeAir 1700-*	1900x850x550	1500/470	97	500	01 Pre-filter: AirPanel -CS G4 287x592x96 mm/1.4 m²; 12 Carbon filters Med-CB C MS 12 Carbon filters Med-CB C MCI 01 HEPA filter: AbSo-V: AV13-305x610x292-10/00-20-G/20 m²
SafeAir 1700V-*	850x2100x550	1500/470	107	500	
CleanAir 4000-*	1900x850x800	3400/500	122	1000	01 Pre-filter: AirPanel-CS G4 592x592x96 mm/2.6 m²; 25 Carbon filters Med-CB C MS 25 Carbon filters Med-CB C MCI 01 EPA filter: AbSo-V: AV11-305x610x292-10/00-20-G/20 m²
CleanAir 4000V-*	850x2100x800	3400/500	132	1000	
SafeAir 4000-*	1900x850x800	3400/500	122	1000	01 Pre-filter: AirPanel-CS G4 592x592x96 mm/2.6 m²; 25 Carbon filters Med-CB C MS 25 Carbon filters Med-CB C MCI 01 HEPA filter: AbSo-V: AV13-610x610x292-10/00-20-G/40 m²
SafeAir 4000V-*	850x2100x800	3400/500	132	1000	

Model: * is type of materials: SS304/SS430/CSP

The Width of CleanAir, SafeAir 1700/2000/4000 (Horrizontal Air Cleaner) is plus 550 mm if the purifier has a built-in UV light.

The Height of CleanAir, SafeAir-V 1700/2000/4000-V (Vertical Air Cleaner) is plus 550 mm if the purifier has a built-in UV light.

UV Option

Air Cleaners	Model	Number of UV & UVC watts	Efficiency
SafeAir 1700	SA1700-06UV25W-66%	6 UV 25W	66%
	SA1700-08UV25W-76%	8 UV 25W	76%
	SA1700-08UV36W-93%	8 UV 36W	93%
SafeAir 3400	SA3400-08UV25W-65%	8 UV 25W	65%
	SA3400-10UV25W-73%	10 UV 25W	73%
	SA3400-10UV36W-91%	10 UV 36W	91%
SafeAir 4000	SA4000-10UV25W-60%	10 UV 25W	60%
	SA4000-12UV25W-77%	12 UV 25W	77%
	SA4000-12UV36W-93%	12 UV 36W	93%

SafeAir-Pro 1700/4000



SafeAir-Pro 1700 & SafeAir-Pro 4000: are the latest premium air cleaners with integrated HMI touch screens, designed to reduce PM1, PM2.5, PM10, VOCs, formaldehyde, acids, and ozone—providing high indoor air quality. **Applications:** Waiting rooms, hotels, offices, Clinics, surgery clinics, Laboratories, Data centers, server rooms, Oil & gas, metal industries, Pulp & paper, Food & beverage, Hospitals, ICU, Isolation rooms, Covid treatment. **Suitable for:** Healthcare, Comfort, Corrosion protection, Other applications

- **HMI touch screen:** Automatic control and on/off timer, real-time 24/7 monitoring, easy setup.
- **Filter:** Pre-filter: removes coarse particles and protects other filters, Carbon filter: removes odors and gases, HEPA filter: removes viruses, bacteria, and fine particles.
- **Real-time alarm:** Alerts for fan errors and high/low HEPA filter pressure.
- **EC Fan (Germany):** Super energy-saving (50% less consumption than conventional AC fans), bearing life of at least 40,000 hours, IP54 rating, and compliance with DIN IEC and DIN ISO standards.

Specification SafeAir-Pro 1700*

Model	Dimensions (mm)	Nominal Air flow	Filter
SafeAir-Pro 1700V* Comfort Office Applications	1950x700x550	1700 CMH	01 Pre-filter: AirPanel -CS G4 287x592x96 mm/1.4 m²; 01 F7 filter: CityCarb 592x287x292 mm/ 3.8 m2 01 HEPA filter: AbSo-V: AV13-305x610x292-10/00-20-G/20 m²
SafeAir-Pro 1700V* Comfort VOCs Applications	2100x850x550	1700 CMH	01 F7 filter: AirPan-PG 287x592x96 mm/5.5 m²; 12 Carbon filters Med-CB C for VOCs 01 F7 filter: AirPan-PG 287x592x96 mm/5.5 m²; 01 HEPA filter: AbSo-V: AV13-305x610x292-10/00-20-G/20 m²
SafeAir-Pro 1700V* Data Center Applications	1950x850x550	1700 CMH	01 F7 filter: AirPan-PG 287x592x96 mm/5.5 m²; 01 Gigapleat NXPC filter: 305x610x292 mm/ 8 kg 01 HEPA filter: AbSo-V: AV13-305x610x292-10/00-20-G/20 m²

Specification SafeAir-Pro 4000*

Model	Dimensions (mm)	Nominal Air flow	Filter
SafeAir-Pro 4000V* Comfort Office Applications	1950x700x550	4000 CMH	01 Pre-filter: AirPanel-CS G4 592x592x96 mm/2.6 m²; 01 F7 filter CityCarb 592x592x292 mm/ 8 m² 01 HEPA filter AbSo-V: AV13-610x610x292-10/00-20-G/40 m²
SafeAir-Pro 4000V* Comfort VOCs Applications	2100x850x550	4000 CMH	01 F7 filter: AirPan-PG: 592x592x96 mm/11 m²; 25 Carbon filters Med-CB C for VOCs 01 F7 filter: AirPan-PG: 592x592x96 mm/11 m²; 01 HEPA filter AbSo-V: AV13-610x610x292-10/00-20-G/40 m²
SafeAir-Pro 4000V* Data Center Applications	1950x850x550	4000 CMH	01 F7 filter: AirPan-PG: 592x592x96 mm/11 m²; 01 Gigapleat NXPC filter: 610x610x292 mm/ 15 kg 01 HEPA filter AbSo-V: AV13-610x610x292-10/00-20-G/40 m²

SafeAir 6000

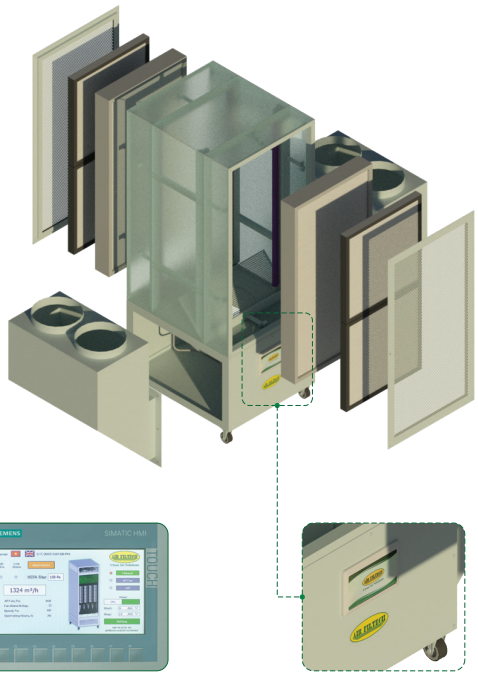

Advantages

- Remove bacteria, virus, PM2.5, PM1.
- Less odour and toxic gas (VOC, Formaldehyde, SO_2..)
- Save energy, low noise level, long lifetime.
- High efficientcy filtrationg, low cost, filter replacement frequency.

Application: Warehouses. canteen and industrial application such as: such as welding factories, pharmaceutical factories, foodstuff, papermaking, packaging, printing, hospital, ICU, isolation room, covid treatment,...
Product voltage (V): 1-phase 220V/ 3-phase 380V, 50 Hz.
Type: Air Cleaner.
Air flow: 6000 m^3/h.
Controller: 0-10V Potentiometer with cable (5m) or connect BMS.
Advanced (Option): connect to HMI screen- Siemens: Timer on/off, high/ low dP alarm, fan error alarm. Controls can either be manual or automated.
Note: *Refer to EC fan specification page 19*
Installation: Mobile or stationary, floor, wall or ceiling mounting.
Design: Powder coated sheet steel (White)
Air purification area: Maximum 1000 m^2.

Model	Dimensions (L x Wx H) (mm)	Weight* (kg)	Air flow/ Pressure drop (m^3/h/Pa)	Air purification area (m^2)	Filter included in standard version Model/ Media area (m^2) or Carbon weight (kg)	Nominal Air flow/ Pressure drop (m^3/h/Pa)
CleanAir 6000V-E11-UV*s	800x700x2120	117	6000/340	428	04 F7 filters: AirPan-PG: 592x592x48 mm/6 m^2; 2 E11 filters: Mega-AP-110-P75: 1220x610x110	1900/90 -
SafeAir 6000V-H13-UV*s	800x700x2120	117	6000/340	428	04 F7 filters: AirPan-PG: 592x592x48 mm/6 m^2; 02 H13 filters: Mega-AP-110-P75 : 610 x 1220 x 110	1900/90 4400/250
SafeAir 6000V-H14-UV*s	800x700x2120	117	6000/340	428	04 F7 filters: AirPan-PG: 592x592x48 mm/6 m^2; 02 H14 filters: Mega-AP-110-P75 : 610 x 1220 x 110	1900/90 3590/245 ±15%
SafeAir 6000V-CG-UV*s	Option: Built-in Carbon filter housing to remove Odor according to customer request					

Note:
*Weight: not include weight of filter and fan.
** Room area: calculating with Air Change = 5 times/hour and the room height is 2.8m.
If the clean level is higher, ACH can be higher and maybe up to 20-30 times/hour in cleanroom. Therefore the room area is lower.

SafeAir 6000-CG



AP-GFCH: 4-Stage Filtration

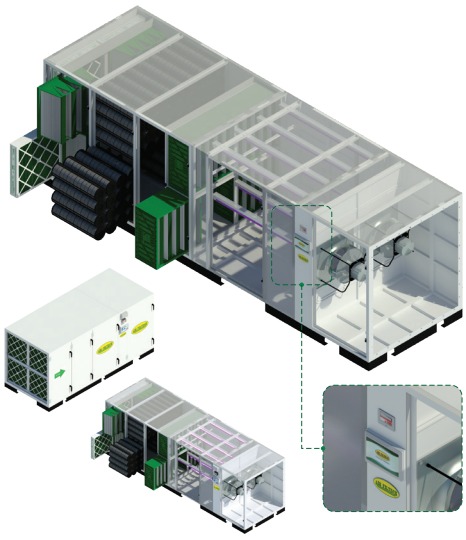

Advantages

4-stage filtration: Prefilter, Fine filter, Carbon filter, HEPA filter.

- Reduce bacteria, viruses, PM2.5, PM1, Poison Gas (VOC, Formaldehyde, SO_2...)

Advanced (Option): Easy to control and monitor via TouchPAD HM. Flexible Control function via Potentiometer, Sensor or constant value

- Connecting BMS. Time mode: setting time to turn on/off.
- Pressure drop alarm: checking and replacing air filter.
- EC fan: the super energy-saving motor, lower noise level.

Note: *Refer to EC fan specification page 12*

Application: Air cleaner specialized for elimination of acids, corrosive gases, VOC's, ozone, formaldehyde and PM for dusty environments and large indoor premises such pharmaceutical facilities, food factories, heavy industry, paper mills, welding workshops, control rooms, data centres & switch rooms, IVF Clinique's, health care facilities,...

MODEL: 4-stage filtration	Dimensions (WxHxL*) (mm)	Air flow** /Pressure drop (m^3/h/Pa)	Air purification area*** (m^2)	G4 44/46mm		Fine 292/380mm		Med CB-C 600mm	HEPA 292mm	
				24"x12"	24"x24"	24"x12"	24"x24"		24"x12"	24"x24"
AP-GFCH-1005-SS430-UV*s	620x550x3790	1700/570	121	1		1		8	1	
AP-GFCH-0510-SS430-UV*s	450x720x3790	1700/570	121	1		1		8	1	
AP-GFCH-1010-SS430-UV*s	620x720x3790	3400/570	243		1		1	16		1
AP-GFCH-1510-SS430-UV*s	930x720x3790	5100/570	364	1	1	1	1	24	1	1
AP-GFCH-2010-SS430-UV*s	1240x720x4020	6800/570	486		2		2	32		2
AP-GFCH-1020- SS430-UV*s	630x1340x4020	6800/570	486	2	2		2	32		2
AP-GFCH-1520- SS430-UV*s	930x1340x4020	10200/570	729		2	2	2	48	2	2
AP-GFCH-2020- SS430-UV*s	1240x1340x4020	13600/570	971	2	4		4	64		4
AP-GFCH-2520- SS430-UV*s	1550x1340x4020	17000/570	1214		4	2	4	80	2	4
AP-GFCH-3020- SS430-UV*s	1860x1340x4020	20400/570	1457		6		6	112		6
AP-GFCH-2030- SS430-UV*s	1240x1960x4020	20400/570	1457	3	6	3	6	112		6
AP-GFCH-2530- SS430-UV*s	1550x1960x4020	25500/570	1821		6		6	136	3	6
AP-GFCH-3030- SS430-UV*s	1860x1960x4020	30600/570	2186		9		9	114		9

Note: Machine lenght and the pressure drop in table are calculated when using Carbon CamCarb CG 600. if using VG filter => pressure drop is 541.
* If Air Purifier doesn't use UV light, the length of machine will be subtracted 1400mm.
** Air flow: calculating with initial pressure drop.
*** Room area: calculating with Air Change = 5 times/hour and the room height is 2.8m.
If the clean level is higher, ACH can be higher and maybe up to 20-30 times/hour in cleanroom. Therefore the room area is lower.

MODEL: AP-GFCH-2530-D1500-SS430-UV*s

Types of Air Cleaners
AP: Air Filtech Air Purifier

Filter:
GFCH: G4+Fine+Carbon+HEPA
Use **E** replace **H** if use EPA.
0 = No filter
Example: **GF0E:** G4+Fine+EPA (No Carbon Filter)

Arranging filters: X1X2Y1Y2
X_1X_2: Number of 24" Filter in row
Y_1Y_2: Number of 24" Filter in column
X2=Y2=5: One 12" Filter
Example: 2530 - 3 rows each row have 2 large filters and 1 small filter

UV Option
UV*s: UV standard, eficiency: 60~66%
UV*f: UV safe, eficiency: 73~76%
UV*p: UV pro eficiency: 91~93%

Materials
SS430: Stainless Steel SS430
SS304: Stainless Steel SS304
GI: Galvanised steel
CSP: Powder coated steel

Length of Air Cleaner
Included the fan housing

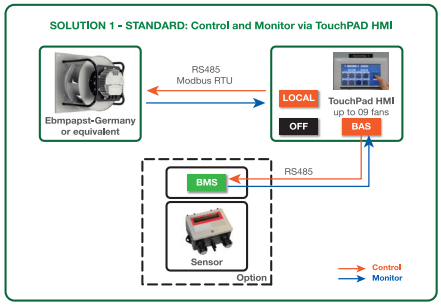

Standard control diagram of Air Filtech Cleaners: CleanAir/ SafeAir Air purifier.

AP-GFCH-2530-D1500-SS430-0
-0: Filter not included

Example: **AP-GFCH-2530-L1850-SS430** : Air Filtech SafeAir Purifier is equipped G4+Fine+Carbon+HEPA
Each filter layers has 9 filters arranged in 3 rows, 2 large filters and 1 small filter. Machine length: is 1850mm. Material: SS430.



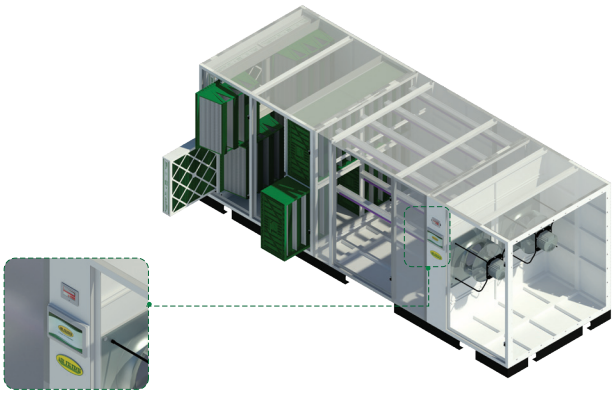

AP-GF0H: 3-Stage Filtration

MODEL: 3-stage filtration	Dimensions (WxHxL*) (mm)	Air flow** /Pressure drop (m^3/h/Pa)	Air purification area***(m^2)	G4 44/46 mm		Fine Filter 600mm		HEPA 292mm	
				24"x12"	24"x24"	24"x12"	24"x24"	24"x12"	24"x24"
AP-GF0H-1005-SS430-UV*s	620x550x3370	1700/485	121	1		1		1	
AP-GF0H-0510- SS430-UV*s	450x720x3370	1700/485	121	1		1		1	
AP-GF0H-1010- SS430-UV*s	620x720x3370	3400/485	243		1		1		1
AP-GF0H-1510- SS430-UV*s	930x720x3370	5100//485	364	1	1	1	1	1	1
AP-GF0H-2010- SS430-UV*s	1240x720x3600	6800//485	486		2		2		2
AP-GF0H-1020- SS430-UV*s	630x1340x3600	6800//485	486		2		2		2
AP-GF0H-1520- SS430-UV*s	930x1340x3600	10200/485	729	2	2	2	2	2	2
AP-GF0H-2020- SS430-UV*s	1240x1340x3600	13600/485	971		4		4		4
AP-GF0H-2520- SS430-UV*s	1550x1340x3600	17000/485	1214	2	4	2	4	2	4
AP-GF0H-3020- SS430-UV*s	1860x1340x3600	20400/485	1457		6		6		6
AP-GF0H-2030- SS430-UV*s	1240x1960x3600	20400/485	1457		6		6		6
AP-GF0H-2530- SS430-UV*s	1550x1960x3600	25500/485	1821	3	6	3	6	3	6
AP-GF0H-3030- SS430-UV*s	1860x1960x3600	30600/485	2186		9		9		9

Note: If using Compact filter F292mm => D(F292) = D(F600) - 230 and the pressure drop is 395 Pa. If using bag filter 370mm => D(F370) = D(F600) - 230.
* If Air Purifier doesn't use UV light, the length of machine will be subtracted 1400mm.

AP-GFC0: 3-Stage Filtration

MODEL: 3-stage filtration	Dimensions (WxHxL*) (mm)	Air flow** /Pressure drop (m^3/h/Pa)	Air purification area*** (m^2)	G4 44/46 mm		Fine Filter 370mm		VG 440
				24"x12"	24"x24"	24"x12"	24"x24"	
AP-GFC0-1005-SS430-UV*s	620x550x3030	1700/255	121	1		1		8
AP-GFC0-0510-SS430-UV*s	450x720x3030	1700/255	121	1		1		8
AP-GFC0-1010-SS430-UV*s	620x720x3030	3400/255	243		1		1	16
AP-GFC0-1510-SS430-UV*s	930x720x3030	5100//255	364	1	1	1	1	24
AP-GFC0-2010-SS430-UV*s	1240x720x3260	6800//255	486		2		2	32
AP-GFC0-1020-SS430-UV*s	630x1340x3260	6800//255	486		2		2	32
AP-GFC0-1520-SS430-UV*s	930x1340x3260	10200/255	729	2	2	2	2	48
AP-GFC0-2020-SS430-UV*s	1240x1340x3260	13600/255	971		4		4	64
AP-GFC0-2520-SS430-UV*s	1550x1340x3260	17000/255	1214	2	4	2	4	80
AP-GFC0-3020-SS430-UV*s	1860x1340x3260	20400/255	1457		6		6	96
AP-GFC0-2030-SS430-UV*s	1240x1960x3260	20400/255	1457		6		6	96
AP-GFC0-2530-SS430-UV*s	1550x1960x3260	25500/255	1821	3	6	3	6	120
AP-GFC0-3030-SS430-UV*s	1860x1960x3260	30600/255	2186		9		9	144

Note: If using F7 filter 95mm => the length of machine will be subtracted 270mm: D(F95) = D(F370) -270.
* If Air Purifier doesn't use UV light, the length of machine will be subtracted 1400mm.

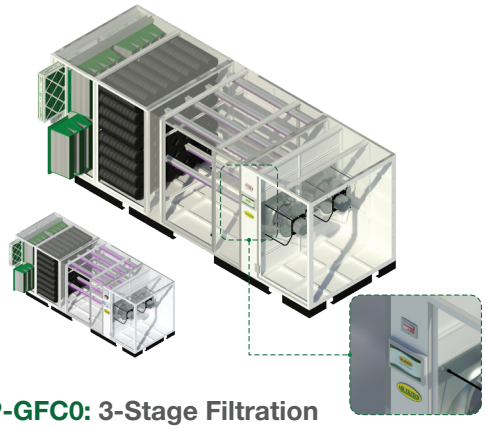

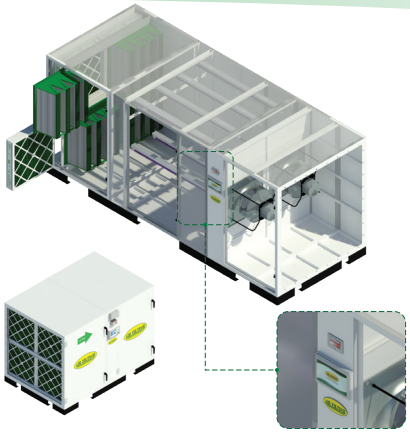

AP-GFC0: 3-Stage Filtration

MODEL: 3-stage filtration	Dimensions (WxHxL*) (mm)	Air flow** /Pressure drop (m^3/h/Pa)	Air purification area*** (m^2)	G4 44/46 mm		Fine Filter 370mm		CG 3500
				24"x12"	24"x24"	24"x12"	24"x24"	
AP-GFC0-1005-D3250-SS430-UV*s	620x550x3190	1700/255	121	1		1		8
AP-GFC0-0510-D3250-SS430-UV*s	450x720x3190	1700/255	121	1		1		8
AP-GFC0-1010-D3250-SS430-UV*s	620x720x3190	3400/255	243		1		1	16
AP-GFC0-1510-D3250-SS430-UV*s	930x720x3190	5100//255	364	1	1	1	1	24
AP-GFC0-2010-D3350-SS430-UV*s	1240x720x3420	6800//255	486		2		2	32
AP-GFC0-1020-D3350-SS430-UV*s	630x1340x3420	6800//255	486		2		2	32
AP-GFC0-1520-D3350-SS430-UV*s	930x1340x3420	10200/255	729	2	2	2	2	48
AP-GFC0-2020-D3550-SS430-UV*s	1240x1340x3420	13600/255	971		4		4	64
AP-GFC0-2520-D3550-SS430-UV*s	1550x1340x3420	17000/255	1214	2	4	2	4	80
AP-GFC0-3020-D3550-SS430-UV*s	1860x1340x3420	20400/255	1457		6		6	96
AP-GFC0-2030-D3550-SS430-UV*s	1240x1960x3420	20400/255	1457		6		6	96
AP-GFC0-2530-D3550-SS430-UV*s	1550x1960x3420	25500/255	1821	3	6	3	6	120
AP-GFC0-3030-D3550-SS430-UV*s	1860x1960x3420	30600/255	2186		9		9	144

Note: If using F7 filter 95mm => the length of machine will be subtracted 270mm: D(F95) = D(F370) -270.
* If Air Purifier doesn't use UV light, the length of machine will be subtracted 1400mm.

AP-GF00: 2-Stage Filtration

MODEL: 2-stage filtration	Dimensions (WxHxL*) (mm)	Air flow** /Pressure drop (m^3/h/Pa)	Air purification area*** (m^2)	G4 44/46 mm		Fine Filter 600mm	
				24"x12"	24"x24"	24"x12"	24"x24"
AP-GF00-1005-SS430-UV*s	600x500x2720	1700/255	121	1		1	
AP-GF00-0510-SS430-UV*s	450x700x2720	1700/255	121	1		1	
AP-GF00-1010-SS430-UV*s	600x700x2720	3400/255	243		1		1
AP-GF00-1510-SS430-UV*s	900x700x2720	5100//255	364	1	1	1	1
AP-GF00-2010-SS430-UV*s	1200x700x2950	6800//255	486		2		2
AP-GF00-1020-SS430-UV*s	630x1300x2950	6800//255	486		2		2
AP-GF00-1520-SS430-UV*s	900x1300x2950	10200/255	729	2	2	2	2
AP-GF00-2020-SS430-UV*s	1200x1300x2950	13600/255	971		4		4
AP-GF00-2520-SS430-UV*s	1500x1300x2950	17000/255	1214	2	4	2	4
AP-GF00-3020-SS430-UV*s	1800x1300x2950	20400/255	1457		6		6
AP-GF00-2030-SS430-UV*s	1200x1900x2950	20400/255	1457		6		6
AP-GF00-2530-SS430-UV*s	1500x1900x2950	25500/255	1821	3	6	3	6
AP-GF00-3030-SS430-UV*s	1800x1900x2950	30600/255	2186		9		9

Note: If using Fine filter 370mm => the length of machine will be subtracted 200mm: D(F370) = D(F600) -200.
* If Air Purifier doesn't use UV light, the length of machine will be subtracted 1400mm.

Dust collector, ESP, KEU



AFT Cartridges Dust Collector
Page 180



Dust Collector for High Vacuum
Page 183

Electrostatic Precipitation (ESP) Filter Unit



Purified Air Electrostatic Precipitation (ESP)
Page 184



Air Filtech ESP
Page 186



Air Filtech KEU
Page 204



AFT CARTRIDGE DUST COLLECTOR ADVANTAGES

- **Vertical design:** Vertical filter cartridges provides more efficient pulsing of dust, thus eliminating uneven dust loading associated with horizontally mounted cartridges.
- **High efficiency:** MERV11 – MERV16 or 99,99% - 99.999% on 0.5 micron and larger particles by weight.
- **Saving energy:** low initial pressure drop (min ΔP 125Pa - max ΔP 1000Pa). Saving compressed air consumption with DP & timing setting.
- **10 years warranty:** with heavy duty carbon steel construction for long life - Dust collector module constructed of 4 mm carbon steel. The door, hopper, inlet and panels are all 3 mm steel.
- **Easy maintenance & installation:** with cam bar, replacement cartridge without tool. Modular design dust collector provides optimum field for installation.
- **Long service life cartridge filter:** Design with high-quality media area to provide low velocity and low DP.
- **Designed to reduce dust loading on the filters:** The channel baffles installed in the inlet, it helps to protect the filters from incoming dust and separate the larger particles directly into the hopper and cartridge filters.
- **Powder coat paint:** All carbon steel components inside and outside.
- **Wide range application and specific dust:** Multiple filter media and pleat spacing options are available (Nordic & Camfil manufacturer cartridges) It is the most suitable selection for you.

The dust collector utilizes cartridge technology to deliver clean air and long life while utilizing the smallest floor space of any dust collector available today.

TYPES	CARTRIDGE NUMBER	FILTER AREA (m^2)	AIRFLOW (m^3/h)	MODULE DIMENSION (W x L .mm)	WEIGHT (kg)
DCT-01-X	1	12÷30	1,000÷1,700	650x650	225
DCT-02-X	2	24÷60	2,000÷3,500	1220x670	650
DCT-04-X	4	48÷120	4,000÷6,800	1220x1220	750
DCT-06-X	6	72÷180	6,000÷10,200	1220x1770	1,100
DCT-08-X	8	96÷240	8,000÷13,600	1270x2370	1,350
DCT-10-X	10	120÷250	10,000÷17,000	1270x2920	1,550
DCT-12-X	12	144 ÷360	12,000÷20,400	1770x1770	1,800
DCT-16-X	16	192÷420	16,000÷27,200	2320x2320	2,400
DCT-20-X	20	240÷600	20,000÷34,000	2370x2920	3,000
DCT-24-X	24	288÷720	24,000÷40,800	2320x3420	3,150
DCT-32-X	32	384÷960	32,000÷54,400	2370x4570	4,200
DCT-40-X	40	480÷1,200	40,000÷68,000	2370x5670	5,100
DCT-48-X	48	576÷1,440	48,000÷81,600	3570x4670	7,250
DCT-60-X	60	720÷1,800	60,000÷102,000	3570x5770	7,500
DCT-64-X	64	768÷1,920	64,000÷108,800	2070x8970	9,500
DCT-72-X	72	864÷2,160	72,000÷122,400	3570x6770	9,400
DCT-84-X	84	1,008÷2,520	84,000÷142,800	3570x7870	10,700
DCT-96-X	96	1,152÷2,880	96,000÷163,200	3570x8970	12,000
DCT-120-X	120	1,440÷3,600	120,000÷204,000	3570x11170	14,500

** Filter area: Min = 12 m^2 Polyester cartridges, size OD360x1000; max = 30.2 m^2 cellulose synthetic with size OD380 x L1000.*
** Min/max Airflow will change with dust loading and application.*
** X are types of dust collector:*
-- :(Blank) Using Nordic filter - Standard version
GS: using Camfil filter
BIBO: intergrated BIBO
HE: intergrated module HEPA
Mini: Using mini filter 660mm length

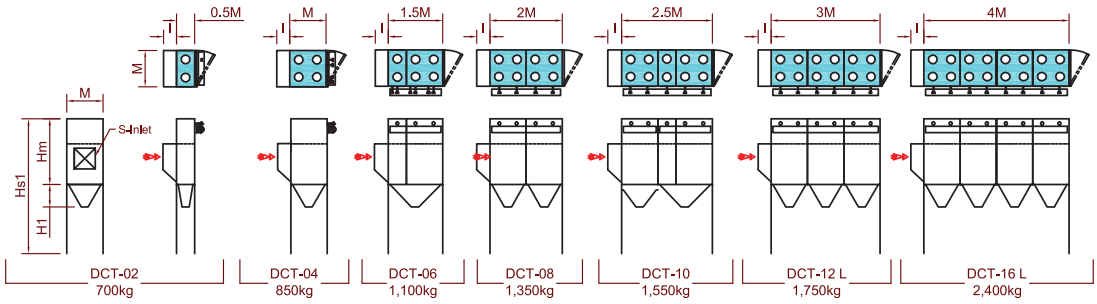

Model Code

DCT-16 L

- L: length; S= square
- No of set cartrdiges
- Dust collector type

Note:

* Standard module hight: 1,900 mm
* Standard Hight of DC:
  - Hs1 = 3,900 mm
  - Hs2 = 4,300 mm
  - Hs3 = 4,900 mm
* Hopper hight:
  - Single hopper: H1 = 650 mm
  - Double hopper: H2 = 1,050 mm
  - Triple hopper: H3 = 1,600
* Wide of Module: M = 1,070 mm
* Wide of inlet hood: I = 350 mm

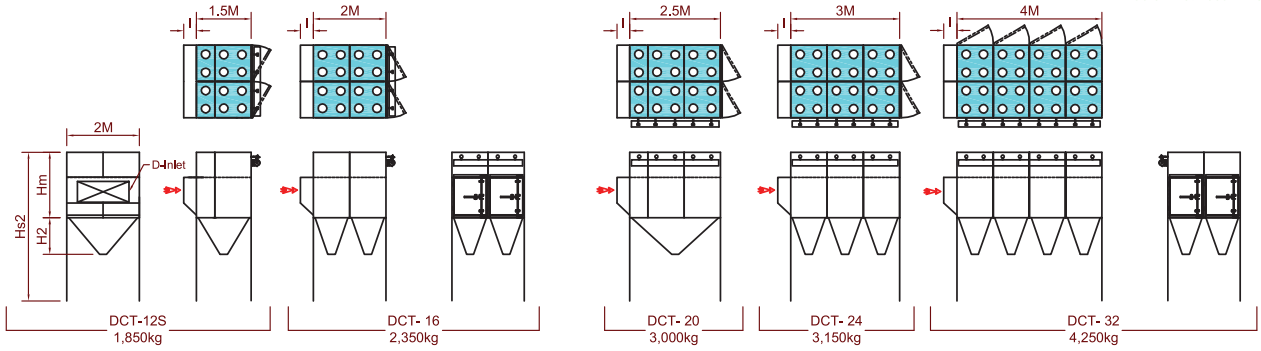

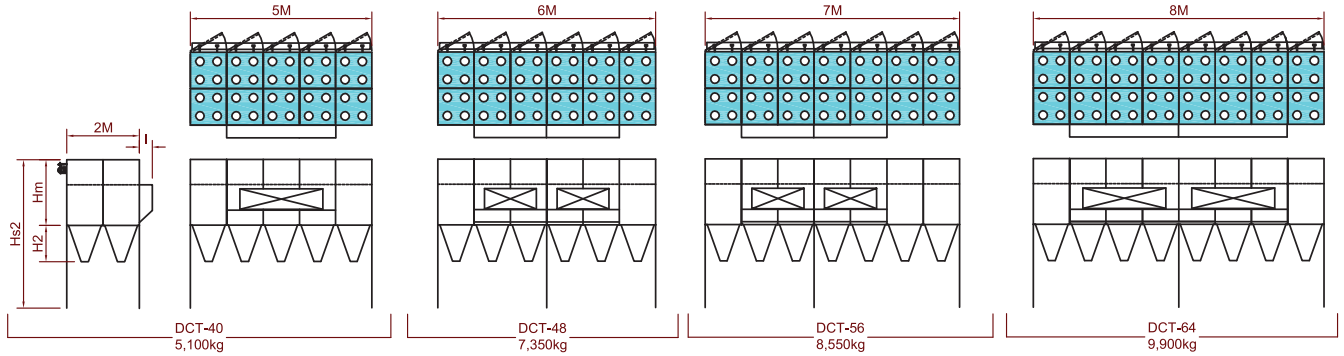

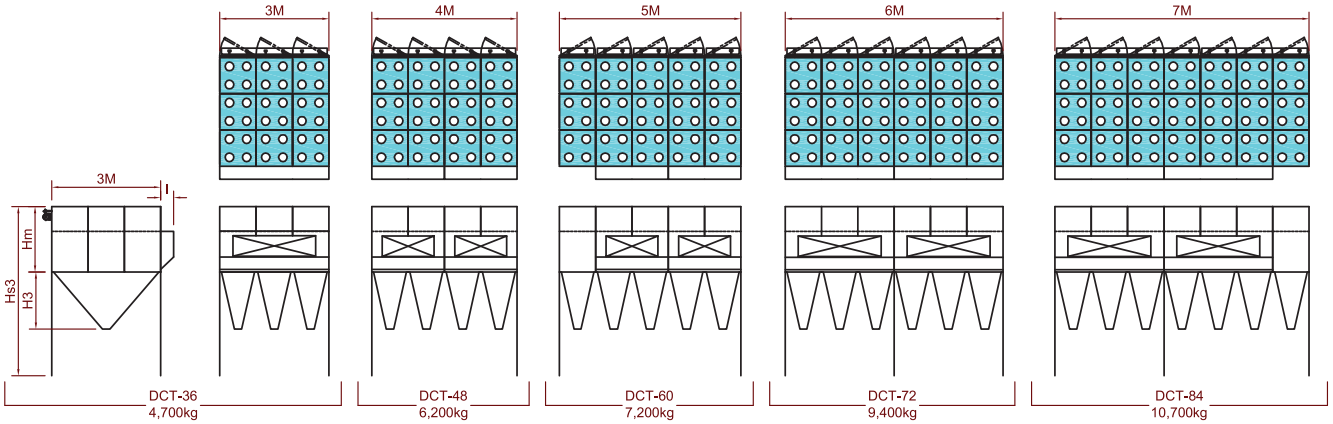

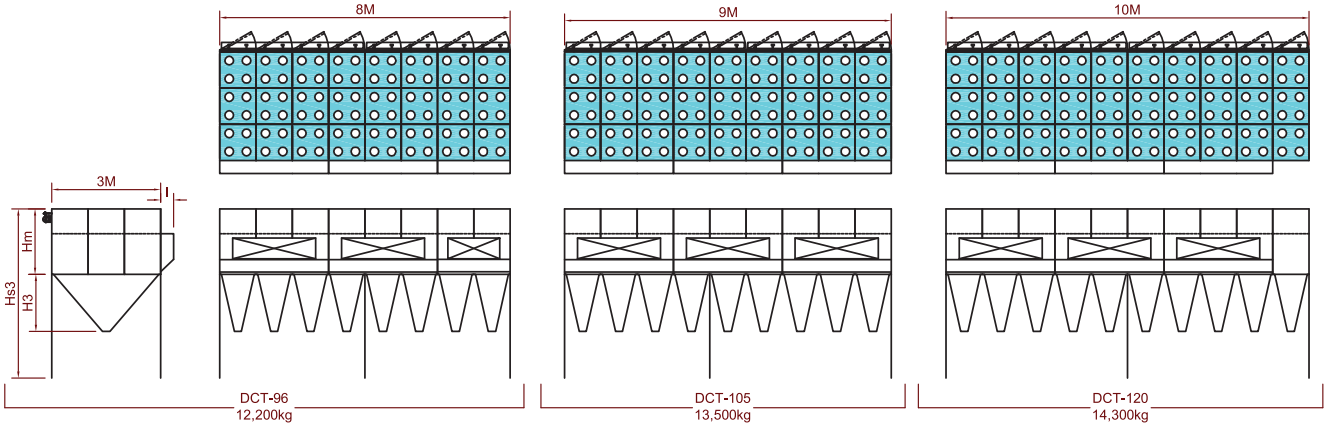



DUST COLLECTOR FOR PHARMACEUTICAL INDUSTRY

Protecting personnel from toxic or allergenic dust:
Bag-in/Bag-out containment systems for both cartridges filters and discharge system underneath the collector. Dust collectors with HEPA filter at exhaust are designed following Occupational Exposure Limit (OEL) knowledge.

Preventing explosion:
If customer require ATEX regulation, all components are designed and equipped to meet ATEX or NFPA.
Continuous liner technology: the cartridge change uses the safe change filter replacement method while the discharge uses.

Pharmaceutical processes application:

- Tablet presses
- Tablet coating
- Fluid bed drying
- Spray drying
- Blending
- Granulation
- General room ventilation
- House and high-vacuum systems



BIBO for Cartridge Door

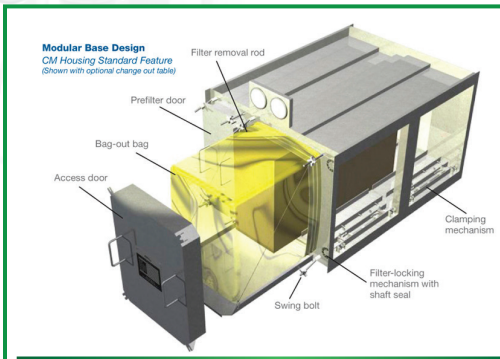

BIBO for HEPA FILTER



BIBO for Dust Discharge



Isolation Flap Valve



Flameless vent



DUST COLLECTOR FOR HIGH VACUUM

Standard Features & Benefits:

- Heavy duty 4 & 6 mm stainless steel construction .
- Vessel strength: 17 in Hg vacuum, 8 psi positive pressure (without explosion vent).
- Flanged, tangential inlet minimizes dust contacting the filters.
- Can be configured as a stand-alone dust collector or without hopper and support structure for bin vent applications.
- Pulse-cleaning system includes field-mountable, solid state control panel.
- Horizontal explosion vent.
- Bag-in/Bag-out filter access door for pharmaceutical hazardous dusts.
- Continuous liner discharge for pharmaceutical/hazardous dusts.
- Discharge collection devices such as a 200 litter drum or self-dumping hopper.

Standard Types	Filter Type	Filter Area	Airflow	Dimensions (mm)			Weight
	Ø x L	m^2	m^3/h	Ø	W	H	Kg
DCT-02HV	380 x 1000	34	1000 - 2000	1,250	1,500	4,000	1,200
DCT-04HV	380 x 1000	68	2000 - 4000	1,500	1,750	4,000	1,440

A Wide Range Application:

- Central vacuum cleaning system
- Material transfer (negative and positive pressure)
- Process high extraction dust
- Portable vacuum unit replacement
- Bin vent for storage silo, feeder hopper…

Circular body:
Standard for 50% vacuum.

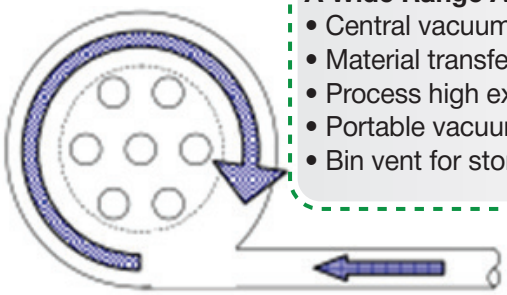

High Efficiency Filter:
Cartridge or pleated bag for lower operating different pressure.

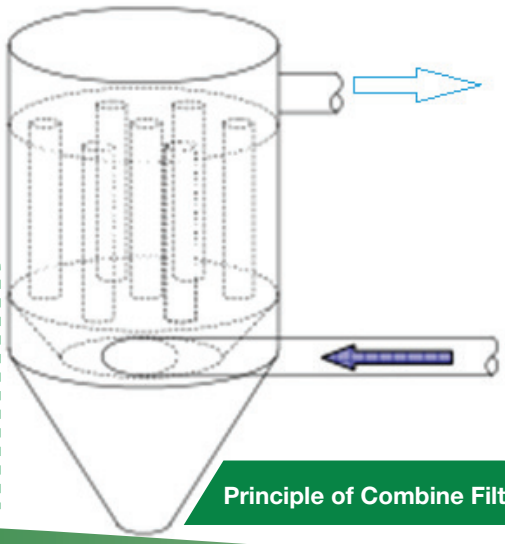

Side Outlet:
Clean air exhausted by high pressure blower or Vacuum pump.

Internal Baffes:
Internal Baffes protect the filters from incoming dust and eperate the larger dust articles, which fall directly into the hopper, reducing the load on the filters.

Tangential Inlet:
Mixing of high concentration dust is separated by centrifuge force.

Principle of Combine Filter

THE COMMERCIAL KITCHEN FILTRATION EXPERTS

purified air® since 1984

Electrostatic Precipitation (ESP) Filter Unit



KEY FEATURES

- Eliminates up to **98% of oil, grease** and smoke particlest
- Filters particles down to sub-micron levels
- Produces Ozone to help reduce malodours
- Designed with an integral sump
- Modular in design
- Specifically designed for **commercial kitchen** application
- Energy efficient: - uses **no more than 50W**
- Greatly reduces grease build-up within the duct run

Technical Specification

	ESP 1500	ESP 3000	ESP 4500	ESP 6000
Electrical Supply	220/240V 50Hz	220/240V 50Hz	220/240V 50Hz	220/240V 50Hz
Power consumption	20 Watts	30 Watts	40 Watts	50 Watts
Max Air Volume	Up to 0.7m³/sec	Up to 1.4m³/sec	Up to 2.1m³/sec	Up to 2.8m³/sec
Dimensions W/H/D	450mm/630mm/640mm	900mm/630mm/640mm	1350mm/630mm/640mm	1800mm/630mm/640mm
Weight	55Kg	85Kg	118Kg	153Kg

Technical specifications apply to both the Standard type (EI) and the UL-approved type (EUL).

OPERATING PRINCIPLES

The above diagram shows, in a basic visual, how an electrostatic precipitator works. As air passes into the combined ioniser/collector cell, the particulates in the air stream are polarised to a negative potential. As they continue through the ioniser and between the collector cell plates, the polarised particulates are repelled away from the negatively charged plates and attracted to the earthed plates where they stick and so are filtered out of the air flow.

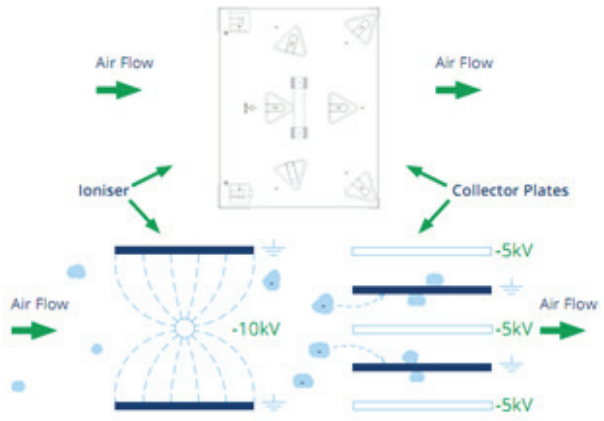



1. Cooking particulates and odours
2. Canopy Grease Filter
3. ESP - Particulate Control Unit
4. Airflow



Low Level Discharge

ESP/ Outdoor Installation



Low Level Discharge

ESP/ Indoor Installation

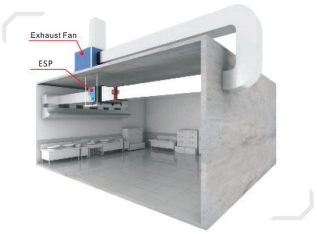

High Level Discharge

ESP/ Indoor Installation



High Level Discharge

ESP/ Outdoor Installation

AUTOWASH SYSTEM

An Autowash option can be provided for our entire ESP range. The autowash nozzle attachment sits inside our standard ESP units. Once connected to the control/wash station the collection cells can be automatically cleaned at regular frequency. The system is usually factory fitted but can also be retro fitted in existing installations, dependant on the generation of units installed. Daily cleaning keeps the filters working at their optimum efficiency and will greatly reduce the number of service visits required through the year.



AFT-ESP-H2 SERIES

Air Filtech Separate Module

H series	ESP-H2 SERIES	: ESP standard module H2 series.
	ESP-UV for H2 SERIES	: ESP + UV module H2 series.
	ESP-H2-Auto SERIES	: ESP H2 series with autoclean function.
	Carbon for H2 SERIES	: Carbon module H2 series
	UV for H2 SERIES	: UV light module for H2 series



ESP-H2 SERIES



ESP-UV for H2 SERIES



Carbon for H2 SERIES



ESP-H2-Auto SERIES



UV for H2 SERIES

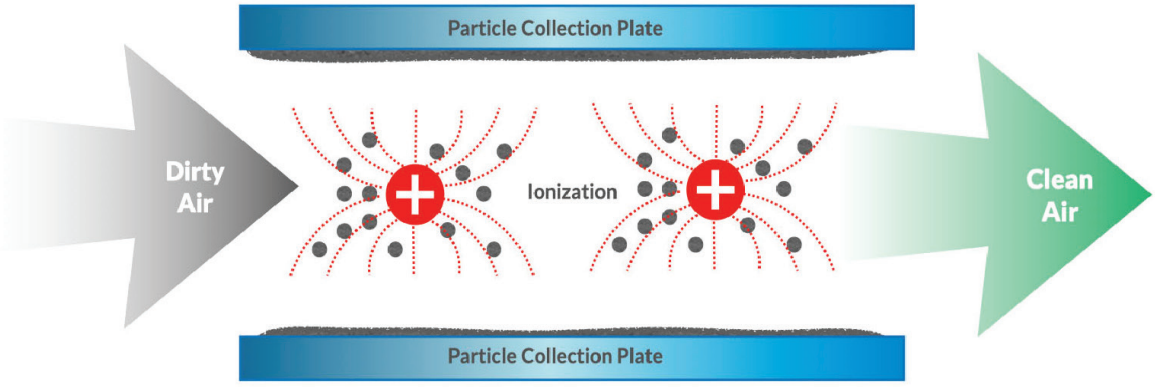

AFT-ESP-P SERIES

Air Filtech Separate Module

P series	ESP-P SERIES	: Low airflow, UL ESP P series.
	ESP-P-Auto SERIES	: ESP P series with autoclean function.
	ESP-UV for P SERIES	: ESP + UV module P series.
	HP SERIES	: Heat pipe heat exchanger
	PW Carbon for P SERIES	: W-Shape Carbon module P series
	PV Carbon for P SERIES	: V-Shape Carbon module P series
	UV for P SERIES	: UV light module for P series
	ESP-FAN-P SERIES	: ESP + FAN module P series



ESP-P SERIES



Carbon for PW SERIES



UV for P SERIES



ESP-P -Auto SERIES



Carbon for PV SERIES



ESP-UV for P SERIES



HP SERIES



ESP-FAN-P SERIES



ESP-FAN-P SERIES

AFT-ESP-H2 SERIES

Kitchen Exhaust Purifier

Catering fume purifier
Two-stage plate spike ionization technology

Smart operation
PWM intelligent power supply, work/ maintenance/ fault indicator light for users to understand the status, RS485 signal transmission, convenient background management.

Installation regardless of left or right
The direction of the entrance and exit can be adjusted according to the needs of the site, and the on-site construction and installation are convenient.

Humanized design
Modular combination, nested double-opening door, easy to maintain, anti-UV paint, electrostatic spraying process, to ensure the equipment anti-corrosion and anti-rust.

SS 304
ESP Cell
Stainless steel ESP cell
Easy to clean and durable



Specification

Model		ESP-04H2	ESP-05H2	ESP-08H2	ESP-09H2	ESP-13H2	ESP-14H2
Purification Efficiency ≥92%	Processed Air Volume (m^3/h)	6000	7500	12000	15000	20000	22500
	Pressure Drop (Pa)	≤ 95					
Purification Efficiency ≥97%	Processed Air Volume (m^3/h)	4000	4700	8000	9400	13000	14100
	Pressure Drop (Pa)	≤ 65					
Input Power (V/Hz)		220-240/ 50-60					
Rated Power (W)		120	125	240	250	360	375
Dimension (L*W*H mm)		625*806*835	625*900*835	625*1452*835	625*1640*835	625*2098*835	625*2380*835
Equipment Weight (kg)		65	72	109	123	153	174
Status Indication		Operating, Maintenance, Failure					
Options		Oil collecting tray					
Maintenance Space (mm)		1030					
Mounting Feet Height (mm)		130					

*Default airflow direction is left inlet and right outlet, and the direction can be reversible on site. The purification efficiency is based on infrared spectrophotometry.

AFT-ESP-UV for H2 SERIES

Electrostatic Photolysis Integration Purifier

Double purification
- Two-stage plate spike ionization technology
- Dual-band U-shaped UV tube
- High Purification efficiency
- High Deodorization efficiency
- Optional backend activated carbon filter

Small size
- Space saving/Manual installation cost saving
- Electronic control integration
- Stable and reliable performance

Smart operation
- Four indicator lights for electrostatic on, UV on, maintenance and fault
- Real-time monitoring
- PWM intelligent power supply
- RS485 signal transmission

Configuration
- Stainless steel spike ionization unit
- high-voltage electric shock and serrated ionization film, Space aluminum dust collector
- High boron quartz glass lamp tube
- The distance between the lamps is < 120mm

SS 304
ESP Cell
Stainless steel ESP cell
Easy to clean and durable



Specification

Model		ESP-UV04H2	ESP-UV05H2	ESP-UV08H2	ESP-UV09H2	ESP-UV13H2	ESP-UV14H2
Purification Efficiency ≥92%	Processed Air Volume (m^3/h)	6000	7500	12000	15000	20000	22500
	Pressure Drop (Pa)	≤ 105					
Purification Efficiency ≥97%	Processed Air Volume (m^3/h)	4000	4700	8000	9400	13000	14100
	Pressure Drop (Pa)	≤ 85					
Input Power (V/Hz)		220-240/ 50-60					
Rated Power (W)		240	245	480	490	720	735
Dimension (L*W*H mm)		625*806*835	625*900*835	625*1452*835	625*1640*835	625*2098*835	625*2380*835
Equipment Weight (kg)		68	75	115	129	162	183
Service Life of Lamp (h)		9000					
Status Indication		Operating, UV Operating, Maintenance, Failure					
Options		Oil collecting tray					
Maintenance Space (mm)		1030					
Mounting Feet Height (mm)		130					

The purification efficiency is based on infrared spectrophotometry

AFT-ESP-H2-Auto Series

Automatic Cleaning Kitchen Exhaust Purifier

Efficient cleaning
High-performance nozzles, combination of atomized spray washing, self-flow washing easily make grease falling off.

Intelligent control
The intelligent control system can be programmed 24*7 to realize automatic power-off/ cleaning/ drying/ power-on/ alarm in time-sharing sections.

Advanced upgrade
The cleaning pipeline adopts SUS304 stainless steel pipeline and atomizing nozzle, anti-corrosion and durable. The V-shaped inclined drainage pan optimizes the drainage speed. Quick installation interface is more convenient for on-site pipeline installation.

Humanized design
Modular combination of cleaning equipment, optional washing tank, electrical heating, with an optional separate intelligent washing control box.

SS 304
ESP Cell
Stainless steel ESP cell
Easy to clean and durable



Specification

Model		ESP-04H2-Au	ESP-05H2-Au	ESP-08H2-Au	ESP-09H2-Au	ESP-13H2-Au	ESP-14H2-Au
Purification Efficiency ≥92%	Processed Air Volume (m^3/h)	6000	7500	12000	15000	20000	22500
	Pressure Drop (Pa)	≤ 95					
Purification Efficiency ≥97%	Processed Air Volume (m^3/h)	4000	4700	8000	9400	13000	14100
	Pressure Drop (Pa)	≤ 65					
Input Power (V/Hz)		220-240/ 50-60					
Rated Power (W)		120	125	240	250	360	375
Dimension (L*W*H mm)		560*859*850	560*953*850	560*1505*850	560*1693*850	560*2153*850	560*2433*850
Equipment Weight (kg)		82	98	134	171	191	249
≥ 3 bar Water Supply Flow (m^3/h)		1.2	1.5	2.4	2.4	3.6	3.6
Water consumption (l)		35	35	70	70	105	105
Inlet connection pipe/ drainage connection (G thread)		DN20(3/4") external thread/ DN80(3") external thread					
Status Indication		Operating, Maintenance, Failure					
Optional accessories		Intelligent cleaning control box, Detergent tank cleaning system, electric heating cleaning system, uniform air flow distribution plate					
Maintenance Space (mm)		1030					

The purification efficiency is based on infrared spectrophotometry

AUTO-WASH CLEANING SYSTEM

The control, detergent and water supply are housed in one cabinet which is placed next to the ESP unit(s). One control station can operate with up to many ESP units but is also cost effective when only used with a single ESP The main control is a PLC and this can be programmed to suit the number of ESP units and it will initiate a timed rinse, wash and dry program whilst it locks out the supply to the ESP unit(s). The wash program can be initiated manually or on a timed basis when the extract system is not in operation.

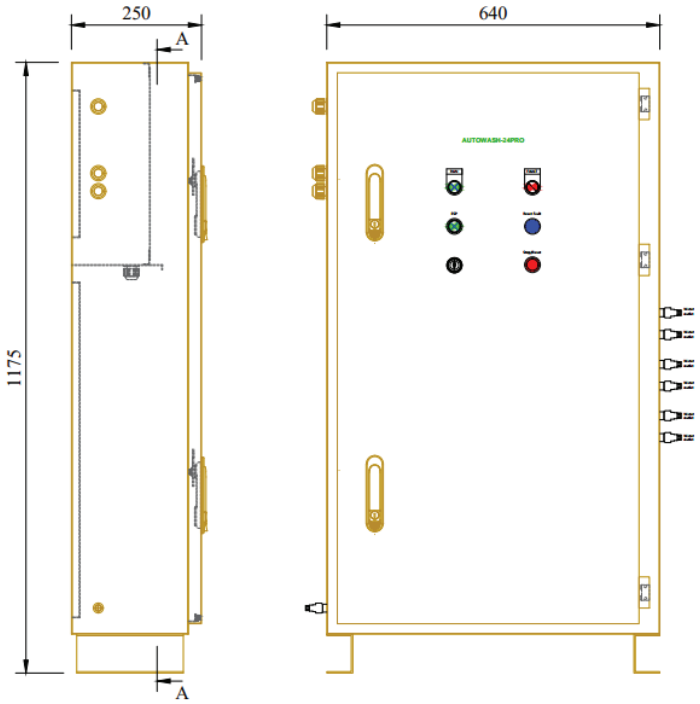

Side View **Front View**

Model	AutoWash-24Pro
Origin	Air Filtech - Việt Nam
Material	CSP 1.5mm
Dimension: 640 x 1175 x 250 mm. Power supply: 150W, 220V/1Phase/50Hz. Relay output for Fan & ESP. Water inlet: DN20 mm, **at least 3 bar, around 60°C**	Water outlet: DN20 mm, 06 outlet maximum. Detergent pump 12W 24VDC, Model : AML200NPE Brand : SEKO - Made in Italy 72.5PSI, 1.32Gph, 5 bar, 5 l/h.

Carbon for H2 Series

High Efficiency Activated Carbon Box

High-quality columnar carbon
High-quality columnar activated carbon, strong adsorption, fast deodorization, no ash, no secondary pollution.

W-type carbon plate structure
The W-shaped honeycomb mesh carbon board has more uniform filling and more thorough purification; less pressure drop.

Well-developed pore structure
The microcrystalline carbon material has a large specific surface area. The unfolded surface area of the micropores in Ig of carbon can reach 800-3000 m^2, and the adsorption capacity is large

Humanized design
Modular combination, pull-out activated carbon board, independent transparent plastic bag packaging, easy installation and maintenance.



Specification

Model	C04H2	C05H2	C08H2	C09H2	C13H2	C14H2
Processed Air Volume (m^3/h)	6000	7500	12000	15000	20000	22500
Pressure Drop (Pa)	100-300					
Dimension (L*W*H mm)	600*717*835	600*811*835	600*1363*835	600*1551*835	600*2009*835	600*2291*835
Equipment Weight (kg)	57	71	93	114	130	167
Activated carbon content (kg)	13.5	16	27	32	40.5	48
Maintenance Space (mm)	1030					
Shape of Carbon Model	Activated carbon plate type					
Mounting Feet Height (mm)	130					

*Default airflow direction is left inlet and right outlet, and the direction can be reversible on site. The purification efficiency is based on infrared spectrophotometry.

UV for H2 Series

High Efficiency UV Light

Efficient deodorizing lamp

It is resistant to high temperature, corrosion and high light transmission, with a service life of about 9000h, and can be sterilized.

Dual band UV

The high light energy of 185nm and 253.7nm wavelengths is used to interrupt the molecular bonds of the odor; at the same time, the ozone generated by the activation of 185nm wavelengths oxidizes and decomposes the odor. Fast odor removal, high odor removal rate.

U-shaped drawing structure

U-shaped pull-out tube design, the equipment is lighter and smaller, and less easily broken. The distance between the lamps is ≤120mm, the ultraviolet radiation intensity is high, and the peculiar smell is removed evenly.

Humanized design

The start/stop switch and the running indicator are convenient for customers to understand the operating status, and the nested double door is easier to maintain



Specification

Model	UV04H2	UV05H2	UV08H2	UV09H2	UV13H2	UV14H2
Processed Air Volume (m^3/h)	6000	7500	12000	15000	20000	22500
Pressure Drop (Pa)	≤ 55					
Input Power (V/Hz)	200-240/ 50-60					
Rated Power (W)	130	150	260	300	390	450
Dimension (L*W*H mm)	431*793*835	431*887*835	431*1439*835	431*1627*835	431*2085*835	431*2367*835
Equipment Weight (kg)	35	39	50	59	69	81
Service Life of Lamp (h)	9000					
Status Indication	Operating (on/off)					
Maintenance Space (mm)	1030					
Mounting Feet Height (mm)	130					

*Default airflow direction is left inlet and right outlet, and the direction can be reversible on site. The purification efficiency is based on infrared spectrophotometry.

AFT-ESP-P SERIES

Kitchen Exhaust Purifier

UL LISTED
E477054





FEATURES

- **Efficient purification:**
  Dust collection plates of cells are made up of aviation grade aluminum which bring good electrical conductivity and prevent corrosion and rust. Purification efficiency is much higher than common design thanks to the large collection area and close spacing between plates.
  Material of the ionization saw blade is SUS304. The saw teeth will not get carbonized. Discharge performance and the ion release of the whole units are long-lasting, stable and efficient.
- **Safe and reliable:**
  Using insulating ceramic blocks with a long creep age distance, which meets safety requirements and complies with UL safety regulations. It has high mark resistance index and prevents high-voltage electric breakdown and sparking.
  The integrated electronic control box provides multiple safety protection functions for power supply. High-temperature fire protection certificate from an authoritative institute (Tianjin Fire Station) to prevent fires.
- **Cleaning and quick drying:**
  New ceramic block installation process, effectively reduce the residual water rate after washing to ensure that the equipment cleaning more clean, dry after washing quickly; optimized internal oil drainage system, facilitate a smoother flow of oil.
- **Rain-proof and sun-proof:**
  The unit has passed IP54, it has good waterproof and dustproof sealing. The casing is made of zinc-iron alloy. Special outdoor anti-UV paint is used. The devices went through about 500 hours of salt spray and UV aging tests, the electrostatic spraying process ensures the paint cannot peel off easily, more resistant to corrosion.
- **Easy to install and maintain:**
  The equipment comes with lifting holes and brackets, which can adapt to various installation methods. The left and right door opening can be adjusted on-site, and there is no pressure to place orders and stock up. Small maintenance space, suitable for narrow and small sites. Modular assembly for faster installation. Integrated electronic control makes maintenance more convenient. Simple appearance is conducive to allocation and turnover.

Specification

Model		ESP-02P	ESP-05P	ESP-07P	ESP-09P	ESP-12P
DOP 90%	Air Volume (m^3/h)	3000	6000	9000	12000	15000
	Pressure Drop (Pa)	≤ 95				
DOP 95%	Air Volume (m^3/h)	2300	4600	6900	9200	11500
	Pressure Drop (Pa)	≤ 65				
Input Power (V/Hz)		220-240/50-60				
Rated Power (W)		93	125	157	189	221
Dimension (L*W*H mm)		660*662*575	660*1122*575	660*1583*575	660*2044*575	660*2505*575
Equipment Weight (kg)		55	81	107	136	162
Status Indication		Operating, Maintenance, Failure				
Options		Oil collecting tray, Fine mesh filter				
Maintenance Space (mm)		1030				
Mounting Feet Height (mm)		130				

*Default airflow direction is left inlet and right outlet, and the direction can be reversible on site.

Product Dimensions

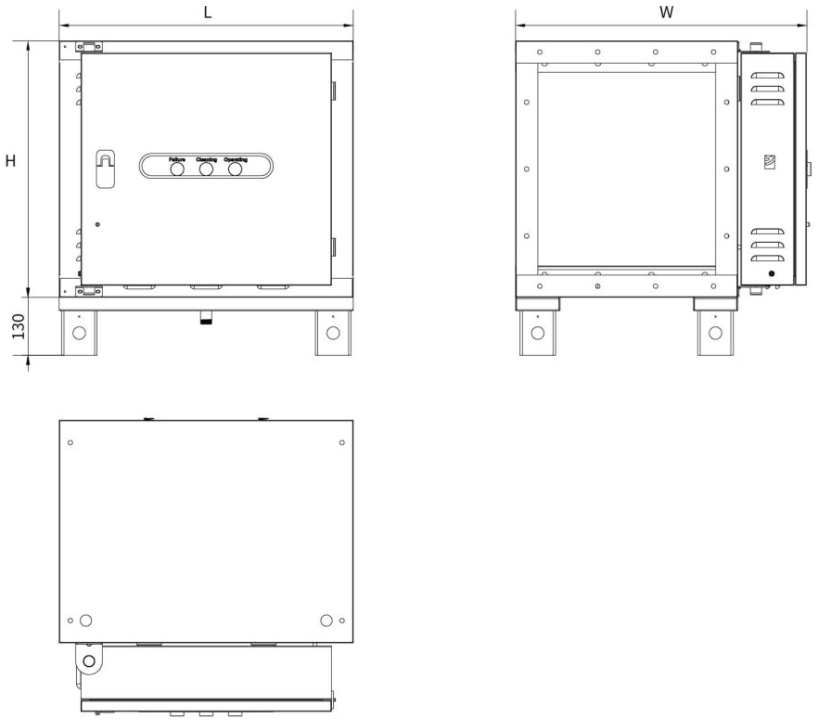

PW Carbon for P Series

High efficiency activated carbon box (plate type)

Efficient deodorization with low resistance.

FEATURES

- **W-shaped carbon plate structure:**
  50mm thick carbon plate, unique tilt angle, and optimized internal structure make the air flow more divided. The air passing area is large with small leakage rate, the contact time is long, and the odor removal efficiency is high; the wind speed and resistance are small, and the fan operation energy consumption is low.
- **Honeycomb mesh carbon plate:**
  Improves the filling density and amount of activated carbon; also makes the particle distribution more uniform, increases the air contact surface, strengthens the adsorption effect, and ensures that the activated carbon does not leak.
- **Easy and efficient maintenance:**
  Easy to pull out activated carbon plates, independent transparent plastic bag packaging, and disposable non-filling replacement design for easy replacement, can be quickly completed by one person.
- **High-quality activated carbon:**
  Use 3# high-quality lightweight columnar activated carbon, has large surface area and adsorption capacity; strong adsorption power, rapid odor removal; durable, low powder loss rate, clean and long-lasting.
- **Humanized design:**
  The modular combination air flow can be freely expanded, and flanges of the same specifications can be quickly matched with AFT/AFT-UV. Anti-UV paint, electrostatic spraying, sealing tape, IPX4, ensure sun and rain protection, corrosion and rust resistance when used outdoors.





Model	C02PW	C05PW	C07PW	C09PW	C12PW
Odor removal rate (%)	≥ 95				
Air Volume (m^3/h)	3000	6000	9000	12000	15000
Pressure Drop (Pa)	110~200				
Dimension (L*W*H mm)	690*519*575	690*979*575	690*1440*575	690*1901*575	690*2362*575
Equipment Weight (kg)	67	109	149	192	232
Activated carbon content (kg)	13	26	39	42	65
Activated carbon replacement method	Carbon plate replacement (disposable non-filling type)				
Maintenance Space (mm)	700				
Mounting Feet Height (mm)	130				

PV Carbon for P Series

High efficiency activated carbon box (box type)

Economical and effective.

FEATURES

- **V-shaped filter structure:**
  Effectively increases the wind passing area, reduces the wind speed, prolongs the contact time, and better improves the adsorption performance of activated carbon. The internal structure is optimized, and the air leakage rate is reduced which results in more adequate adsorption.
- **Filter grid design:**
  Enlarges the air contact surface, reduces resistance and fan operation energy consumption, and ensures that activated carbon particles do not leak.
- **Economical and convenient maintenance:**
  Only the carbon particles need to be replaced from the filling port without discarding the core case, which greatly reduces maintenance costs. The operating handle and hard metal slide design make it easier to pull the core.
- **High-quality activated carbon:**
  Using 8# high-quality lightweight columnar activated carbon, reducing the weight of the unit for easy transportation, high-density filling which ensures large adsorption capacity and fast filtration speed.
- **Humanized design:**
  The modular combination air flow can be freely expanded, and flanges of the same specifications can be quickly matched with AFT . Anti-UV paint, electrostatic spraying, sealing tape, IPX4, ensure sun and rain protection, corrosion and rust resistance when used outdoors.





Specification

Model	C02PV	C05PV	C07PV	C09PV	C12PV
Odor removal rate (%)	≥ 90				
Air Volume (m^3/h)	3000	6000	9000	12000	15000
Pressure Drop (Pa)	150~450				
Dimension (L*W*H mm)	556*519*575	556*979*575	556*1440*575	556*1901*575	556*2362*575
Equipment Weight (kg)	50	82	114	150	181
Activated carbon content (kg)	11	22	33	44	55
Activated carbon replacement method	Column activated carbon replacement (filling type)				
Maintenance Space (mm)	700				
Mounting Feet Height (mm)	130				

UV for P SERIES

Highly efficiency deodorizing lamp

Lower frequency, lower cost and easier maintenance than activated carbon.

FEATURES

- **Dual-band UV:**
  The high light energy of 185nm and 253.7nm wavelengths is used to interrupt the molecular bonds of the odor;at the same time, the ozone generated by the activation of 185 nm wavelengths oxidizes and decomposes the odor. Fast odor removal, high odor removal rate.
- **Highly efficient deodorization:**
  Leshaws Light-Sources high power UV lamps imported from the U.S. are made of high boron quartz glass that is resistant to high temperatures and corrosion, with high transmittance, high photoelectricity conversion rate, strong irradiation intensity, and more rapid deodorization.
- **Long life span:**
  The service life of the lamp is more than 12000 hours. It's equipped with high-quality ballasts to ensure the long-term stable operation.
- **Type I pull-out structure:**
  The lamps are arranged vertically to reduce the maintenance space, and the light box is equipped with a pull handle, which is convenient and easy to maintain; the light box also adopts seamless splicing mode to ensure that there is no purification blind area inside the equipment to guarantee the purification efficiency.
- **Humanized design:**
  Modular combination of air volume can be freely expanded, regardless of the left and right door, the same specification flange can be quickly matched with AFT series kitchen exhaust purifiers. It's sun, rain, corrosion and rust prevention, no worry for outdoor use.



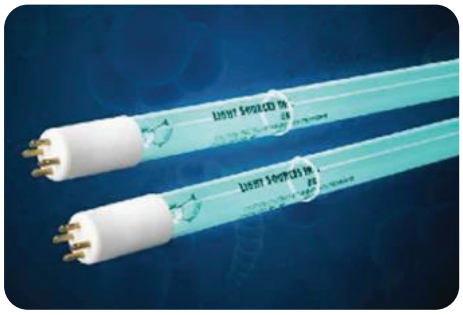

Specification

Model	UV02P	UV05P	UV07P	UV09P	UV12P
Odor removal rate (%)			≥ 90		
Air Volume (m^3/h)	3000	6000	9000	12000	15000
Equipment Resistance (Pa)	≤ 30				
Input Power (V/Hz)	220-240/ 50-60				
Rated Power (W)	64	128	192	256	320
Dimension (L*W*H mm)	330*613*575	330*1072*575	330*1534*575	330*1995*575	330*2456*575
Equipment Weight (kg)	25	35	45	55	65
Service Life of Lamp (h)	12000				
Status Indication	UV operating				
Options	Oil collecting tray				
Maintenance Space (mm)	560				
Mounting Feet Height (mm)	130				

*Left/right door open definition: When a person stands at the air outlet of the unit and looks toward it, if the door is on the right hand side, then it is considered "right" door open. If the access door is on the left hand side, then it is considered "left" door open.

AFT-ESP-FAN-P SERIES

Industrial and Kitchen Purification Unit (Electrostatic Precipitator)

Independent operation purifies oil smoke and oil mist, compact size saves more space.

FEATURES

- **Highly efficient purification:**
  The oil smoke removal efficiency is up to DOP95%, which is suitable for various occasions such as industry and catering, and easily solves the problem of oil smoke pollution.
- **Unite as one:**
  Combination of electrostatic purification module and fan, compact size effectively saves installation space, integrated procurement, enjoy the convenience.
- **Cleaning and quick drying:**
  New ceramic block installation process, effectively reduce the residual water rate after washing to ensure that the equipment cleaning more clean, dry after washing quickly; optimized internal oil drainage system, facilitate a smoother flow of oil.
- **Safe and Smart:**
  Power supply with multiple protection functions to ensure the safe operation of the equipment, the three indicator signals are clearly visible, the equipment can also be accessed to the building to achieve centralized intelligent control.
- **Easy Installation:**
  Diversified forms of easy installation, wall-mount-ed, ceilingmounted, floor-mounted, indoor, outdoor, centralized, decentralized, surface mounted, concealed mounted and other forms of installation can be applied.





Specification

Model		ESP-FAN-02P	ESP-FAN-05P
DOP 95%	Air Volume (m^3/h)	2300	4600
Ex. Residual Pressure (Pa)		200	
Noise (SPL) dB (A)		75	80
Main Unit	Input Power (V/Hz)	220-240/ 50-60	
	Rated Power (W)	93	125
Fan	Input Power (V/Hz)	220-240/ 50-60	
	Rated Power (W)	550	800
Dimension (L*W*H mm)		1260*674*705	1260*1134*705
Equipment Weight (kg)		110	150
Status Indication		Operating, Maintenance, Failure	
Options		Oil collecting tray, Rear activated carbon plates	
Maintenance Space (mm)		700mm in front of the control box and 560mm in the rear	
Mounting Feet Height (mm)		130	

AFT-ESP-P-Auto SERIES

Automatic Cleaning Kitchen Exhaust Purifier

Automatic washing and power-on start reduce the maintenance workload.

FEATURES

- The smart control unit makes it possible to automatically wash the purifying modules at regular intervals, effectively solving the problems of inconvenient washing with ceiling installation;
- Time programming for every section of washing is available, so that custom washing procedure can be made in light of customer needs;
- The PWM power supply module makes the product more steady, safe, and efficient;
- With a cleaning solution tank and pump-valve system, the product can clean better with warm water mixed;
- The smart control system can program 24*7;
- With high-performance washing nozzles, spray cleaning solution can make oil clots swell and come off.
- pipe systems made up of copper pipes and stainless 314 waterpipes; imported high-performance spraying nozzles.



Specification

Model		ESP-02P-Au	ESP-05P-Au	ESP-07P-Au	ESP-09P-Au	ESP-12P-Au
DOP 90%	Air Volume (m^3/h)	3000	6000	9000	12000	15000
	Pressure Drop (Pa)	≤ 165				
DOP 95%	Air Volume (m^3/h)	2300	4600	6900	9200	11500
	Pressure Drop (Pa)	≤ 110				
Input Power (V/Hz)		220-240/50-60				
Rated Power (W)		93	125	157	189	221
Dimension (L*W*H mm)		882*662*575	882*1122*575	882*1583*575	882*2044*575	882*2505*575
Equipment Weight (kg)		72	104	137	175	215
Drain Pain Weight (kg)		16	25	34	43	52
≥ 3 bar Water Supply Flow (m^3/h)		0.75	1.5	2.25	3	3.75
Water consumption (l)		37	74	112	149	186
Detergent consumption (l)		0.62	1.24	1.86	2.48	3.1
Inlet connection pipe		DN20 (3/4") external thread/ DN80 (3") external thread				
Status Indication		Operating, Maintenance, Failure				
Options		Intelligent cleaning control box, Detergent tank cleaning system				
Maintenance Space (mm)		1030				
Drain pain Height (mm)		130				
Mounting Feet Height (mm)		130				

*Left/right door open definition: When a person stands at the air outlet of the unit and looks toward it, if the door is on the right hand side, then it is considered "right" door open. If the access door is on the left hand side, then it is considered "left" door open.

AUTO-WASH CLEANING SYSTEM

The control, detergent and water supply are housed in one cabinet which is placed next to the ESP unit(s). One control station can operate with up to many ESP units but is also cost effective when only used with a single ESP. The main control is a PLC and this can be programmed to suit the number of ESP units and it will initiate a timed rinse, wash and dry program whilst it locks out the supply to the ESP unit(s). The wash program can be initiated manually or on a timed basis when the extract system is not in operation.

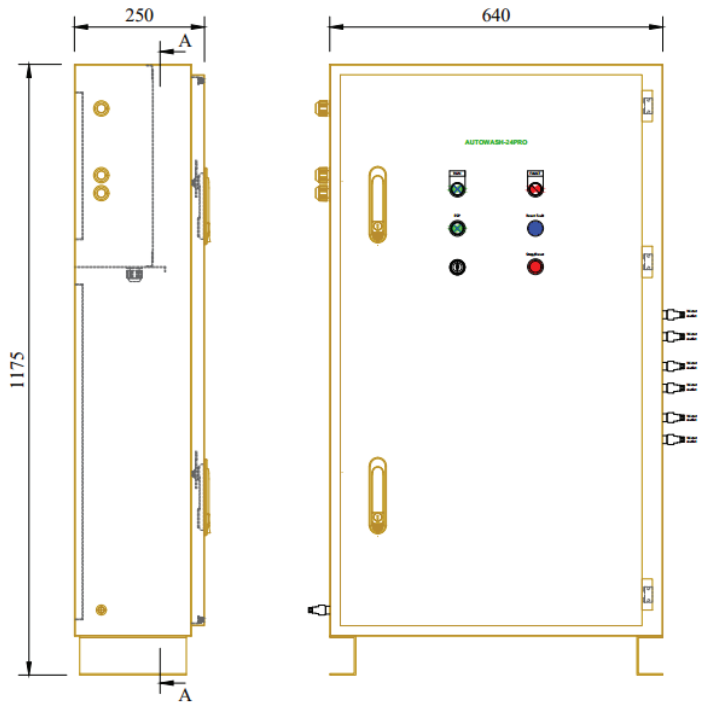

Side View **Front View**

Model	AutoWash-24Pro
Origin	Air Filtech - Việt Nam
Material	CSP 1.5mm
Dimension: 640 x 1175 x 250 mm. Power supply: 150W, 220V/1Phase/50Hz. Relay output for Fan & ESP. Water inlet: DN20 mm, **at least 3 bar, around 60°C**	Water outlet: DN20 mm, 06 outlet maximum. Detergent pump 12W 24VDC, Model : AML200NPE Brand : SEKO - Made in Italy 72.5PSI, 1.32Gph, 5 bar, 5 l/h.

AFT-ESP-UV for P SERIES

Electrostatic photolysis integrated oil fume purifier

It handles oil fumes and odor at the same time, and its compact size saves more space.





+



FEATURES

- **Double purification:**
  Electrostatic filtration + UV photolysis integrated design, oil fume and odor treatment functions are combined into one, meeting the requirements of national standards and various local standards.
- **Intelligent operation:**
  Equipped with electrostatic + UV dual operation and maintenance indicators, the working status is displayed in real time, and the whole machine is capable of linkage control with the fan.
- **Odor removal lamp:**
  Imported brand high boron quartz glass lamp with a service life of more than 12000 hrs. The surface of the lamp tube has a protective coating, which is not only resistant to high temperatures and corrosion, but also has high light transmittance and high photoelectric conversion rate.
- **Dual-band UV:**
  The high light energy of 185nm and 253.7nm wavelengths is used to interrupt the molecular bonds of the odor; at the same time, the ozone generated by the activation of 253.7nm wavelengths oxidizes and decomposes the odor. Fast odor removal, high odor removal rate.

Model		ESP-UV02P	ESP-UV05P	ESP-UV07P	ESP-UV09P	ESP-UV12P
DOP 90%	Air Volume (m^3/h)	3000	6000	9000	12000	15000
	Pressure Drop (Pa)	≤ 105				
DOP 95%	Air Volume (m^3/h)	2300	4600	6900	9200	11500
	Pressure Drop (Pa)	≤ 75				
Input Power (V/Hz)		220-240/50-60				
Rated Power (W)		157	253	349	445	541
Dimension (L*W*H mm)		785*662*575	785*1122*575	785*1583*575	785*2044*575	785*2505*575
Equipment Weight (kg)		65	98	131	167	200
Service Life of Lamp (h)		12000				
Status Indication		UV oprerating, Operating, Maintenance, Failure				
Options		Oil collecting tray				
Maintenance Space (mm)		1030				
Mounting Feet Height (mm)		130				

*Default airflow direction is left inlet and right outlet, and the direction can be reversible on site.

HP Series

Restaurant fume heat recovery, Use heat pipe heat exchanger



Product Parameter (Air-to-Air Heat Changers)

Technical principle

When the evaporation section of the heat pipe is heated by high-temperature flue gas, the liquid inside the capillary core evaporates. The vapor then moves to the condensation section under a slight pressure difference, where it exchanges heat with the incoming fresh air. The vapor releases heat and condenses back into liquid. This liquid then returns to the evaporation section through gravity or capillary forces, completing a continuous cycle of heat transfer between the flue gas and fresh air.

Heat pipe model	HP-04H	HP-08H	HP-13H	HP-17H	HP-21H	HP-04V	HP-08V	HP-03V	HP-17V	HP-21V
Adaptable AFT model	01G	02G	03G	04G	05G	One layer	Two layers	Three layers	Four layers	Five layers
Heat Pipe structure	Left and right structure					Up down structure (The sealing blind flange needs to be added for installation)				
Dimension (L*W*H mm)	1370*998*575	1370*1918*575	1370*2840*575	1370*3762*575	1370*4684*575	1370*499*1150	1370*499*2100	1370*499*3450	1370*499*4600	1370*499*5750
Handling Air Volume (m^3/h)	4200	8400	12600	16800	21000	4200	8400	12600	16800	21000
Heat Recovery Rate (%)	>60					>60				
Resistance (Pa)	390					390				
Flange Dimensions (mm)	499*575	959*575	1420*575	1881*575	2342*575	499*575	499*1150	499*1725	499*2300	499*2875
Condensate Pipe Dimensions	DN50					DN50				
Machine Foot Height (mm)	130					130				

*Test result under the (New air: -9.9°C, 44%RH; exhaust air: 45°C, 70%RH) of Heat recovery rate in working conditions; Requirement of work environment: -40~80°C, 15~99%RH.

Product Parameter (Water-to-Air Heat Changers)

Heat pipe model	HP-04H	HP-08H	HP-13H	HP-17H	HP-21H
Smoke volume (m3/h)	4200	8400	12600	16800	21000
Inlet temperature (hot medium) °C	45	45	45	45	45
Output temperature (cold medium) °C	30	30	30	30	30
nlet water temperature (cold medium) °C	15	15	15	15	15
Base pipe specifications (t/h)	30	30	30	30	30
Finned tubes specifications (DN)	1.2	2.4	3.6	4.8	6
Output water temperature (hot medium)	DN40	DN50	DN50	DN65	DN65
Water volume (mm)	25*2	25*2	25*2	25*2	25*2
Input water pipe diameter (mm)	25*210/2.5/1.2	25*210/2.5/1.2	25*210/2.5/1.2	25*210/2.5/1.2	25*210/2.5/1.2
Hot medium effective length (mm)	500	500	500	1000	1200
Cold medium effective length (mm)	200	200	200	400	500
Effective windward width (mm)	965	1930	2895	2895	2895
Lateral spacing / vertical spacing (mm)	55/48	55/48	55/48	55/48	55/48
Finned tubes quantity (Branch)	204	408	624	624	624
Permutation (derangement) (Row)	12	12	12	12	12
Heat transfer quantity (kW)	21.21	42.42	63.63	84.84	106.05
Area of heat transfer (m^2)	95.26	190.53	291.41	600.28	723.84
Exhaust gas flow rate (m/s)	2.5	2.5	2.5	2.5	2.5
Exhaust gas resistance (Pa)	180	180	180	180	180
Dimension (LWH) (mm)	1680*1045*860	1680*2010*860	1680*2975*860	1680*2975*1560	1680*2975*1860
Remark	The whole equipment is made of carbon steel, the heat pipe is made of steel and aluminum composite heat pipe, and the water tank side is equipped with a baffle				

AFT-KEU Series

Air Filtech Kitchen Exhaust Unit Complete Set

KEU.UK-4000UL-F.0.U-P-Au

- Kitchen Exhaust Unit Complete Set
- **UK:** UK technology
  CN: China technology
- 4000: Air flow without UL Certificate for ESP
  4000 UL: Air flow with UL Certificate for ESP
- **F:** Fine filter
  C: Carbon filter
  U: UV light
  0: Blank
  F0U: Fine Filter + UV
  FC0: Fine Filter + Carbon Filter
  F00: Fine Filter
- **P:** Panel
  SS430: Stainless Steel SS430
  SS304: Stainless Steel SS304
  CSP: Powder coated steel
- **Au:** Autowash

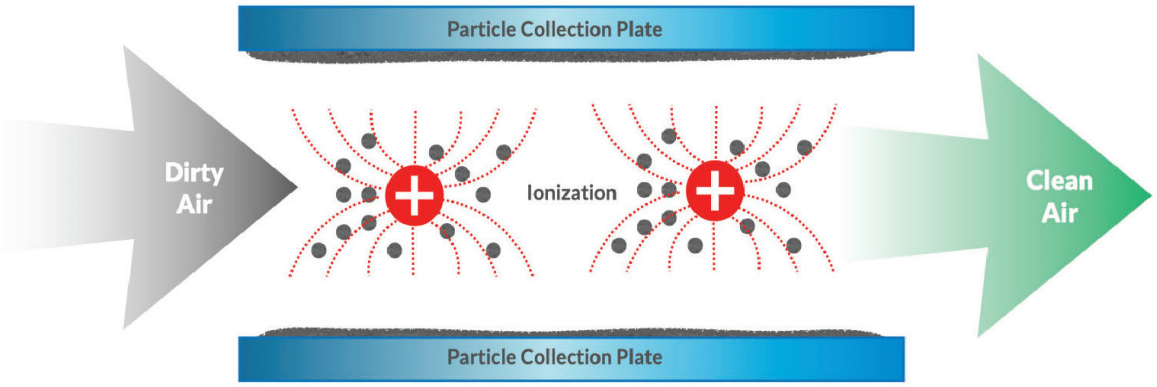

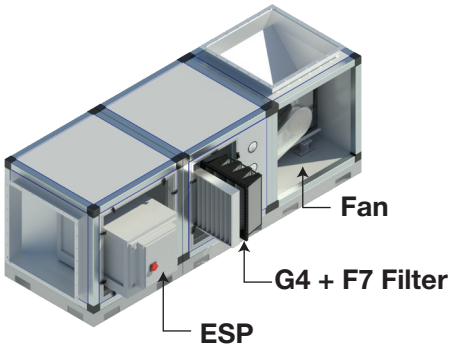

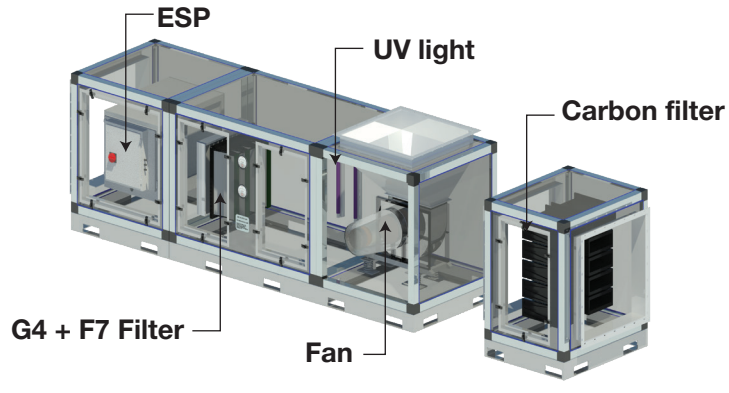

AFT-KEU Series

Air Filtech Kitchen Exhaust Unit Complete Set

KEU.UK	KEU.UK-F.C.0- 4 Stages	: ESP + G4 + F7 + Carbon
	KEU.UK-F.0.U- 4 Stages	: ESP + G4 + F7 + UV
	KEU.UK-F.0.0- 3 Stages	: ESP + G4 + F7

KEU.CN	KEU.CN-UL-F.C.0- 4 Stages	: ESP (UL)+ G4 + F7 + Carbon
	KEU.CN-UL-F.0.U- 4 Stages	: ESP (UL)+ G4 + F7 + UV
	KEU.CN-UL-F.0.0- 3 Stages	: ESP (UL)+ G4 + F7
	KEU.CN-UL-F.C.0-Au- 4 Stages	: ESP (UL+Au)+ G4 + F7 + Carbon
	KEU.CN-UL-F.0.U-Au- 4 Stages	: ESP (UL+Au)+ G4 + F7 + UV
	KEU.CN-UL-F.0.0-Au- 3 Stages	: ESP (UL+Au)+ G4 + F7
	KEU.CN-F.C.0- 4 Stages	: ESP + G4 + F7 + Carbon
	KEU.CN-F.0.U- 4 Stages	: ESP + G4 + F7 + UV
	KEU.CN-F.0.0- 3 Stages	: ESP + G4 + F7
	KEU.CN-F.C.0-Au- 4 Stages	: ESP (Au) + G4 + F7 + Carbon
	KEU.CN-F.0.U-Au- 4 Stages	: ESP (Au) + G4 + F7 + UV
	KEU.CN-F.0.0-Au- 3 Stages	: ESP (Au)+ G4 + F7

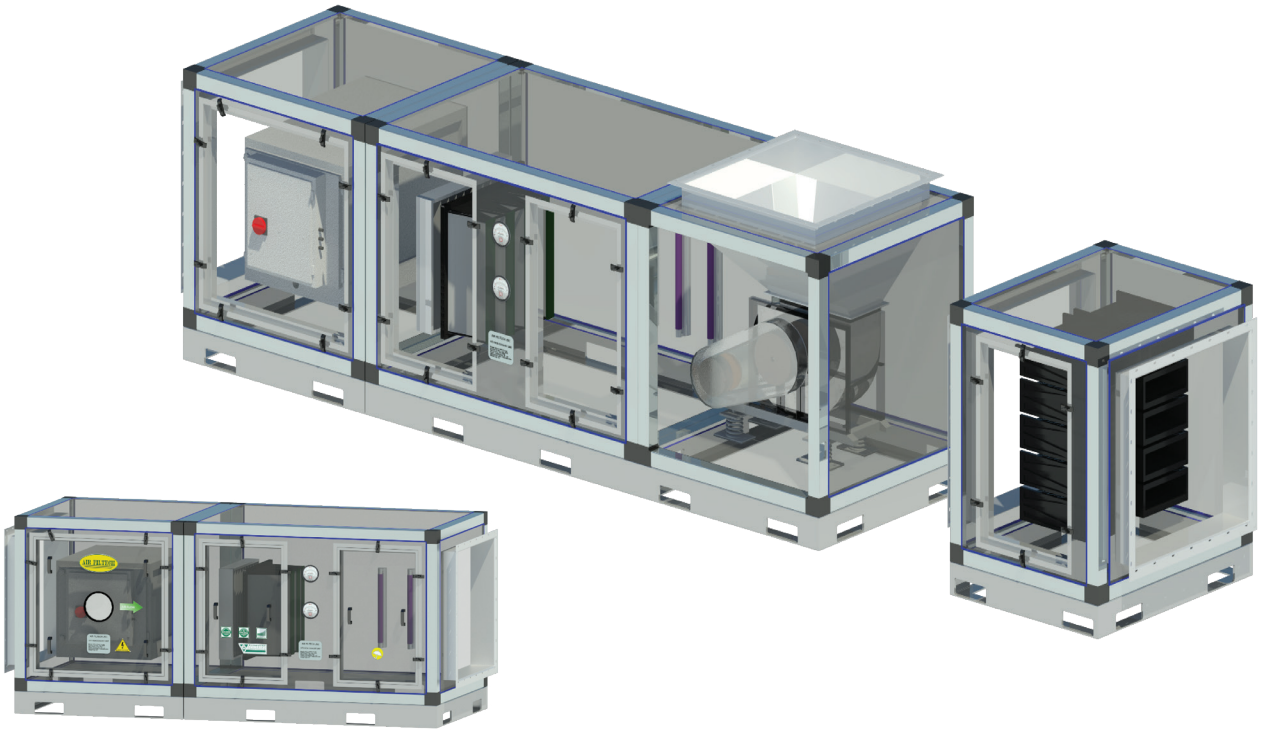

AFT-KEU.UK-F.C.0- 4 Stages

Air Filtech Kitchen Exhaust Unit Complete Set
04 stages: ESP + G4 + F7 + Carbon

ESP technology from England with UL certificate

- The unit can be linked to a BMS via a suitable relay.
- Eliminates up to 98% of oil, grease and smoke particles.
- Energy efficient, Only 30-50W per unit. Modular in design.
- Camfil G4, F7, Carbon Air Filter, according to ISO 16890/EN 779, UL 900 on request
- Energy class A+ for Fine Filter (Eurovent) => save energy



Specification

Model		KEU.UK-1500UL -F.C.0-M*	KEU.UK-3000UL -F.C.0-M*	KEU.UK-4500UL -F.C.0-M*	KEU.UK-6000UL -F.C.0-M*
Nominal Air volume: N	m^3/h	**1500**	**3000**	**4500**	**6000**
Max. Air volume: M	m^3/h	**2520**	**4800**	**6400**	**9600**
Total pressure drop at Nominal/Max (m3/h)	Pa	190/396	240/499	277/527	256/494
Dimension WxHxD with Panel	mm	760x920x2790	1160x920x2790	1610x920x2790	2060x920x2790
Dimension WxHxD with other material	mm	620x735x2220	1025x735x2220	1475x735x2220	1925x735x2220
Equipment weight Panel/Other material	Kg	273/198	362/282	459/372	586/492
Total power consumption	W	30	35	42	50
Stage 1: ESP filter (include pre mesh filter)					
Power consumption	W	30	35	42	50
Power supply		220/240 V 50 Hz 1ph			
Filter efficiency, up to	%	98	98	98	98
Pressure drop at N/M (m^3/h)	Pa	50/180	50/180	70/180	70/180
Stage 2: Air Filtech G4 filter – Polyester fibre | Recommended pressure drop: 200 Pa					
Dimension x pcs:	mm x pcs	594x594x46 x 01pcs	594x594x46 x 01pcs 289x594x46 x 01pcs	594x594x46 x 02pcs	594x594x46 x 03pcs
Pressure drop at N/M (m^3/h):	Pa	45/75	67/112	67/112	60/100
Stage 3: Air filtech-MGT F7 filter – Glass fiber | Recommended pressure drop: 300 Pa					
Dimension x pcs:	mm x pcs	592x592x635 x 01pcs	592x592x635 x 01pcs 287x592x635 x 01pcs	592x592x635 x 02pcs	592x592x635 x 03pcs
Pressure drop at N/M (m^3/h):	Pa	27/45	35/59	40/67	36/61
Stage 4: Activated Carbon Filter					
Dimension x pcs:	mm x pcs	300x150x440 x 08pcs	300x150x440 x 12pcs	300x150x440 x 16pcs	300x150x440 x 24pcs
Pressure drop at N/M (m^3/h):	Pa	68/114	88/148	100/168	90/153

M*: Housing material. **P:** Panel. **CSP:** Powder coated steel. **SS430:** Stain steel 430. **SS304:** Stain steel 304. **Optional:** Auto wash

AFT-KEU.UK-F.0.U- 4 Stages

Air Filtech Kitchen Exhaust Unit Complete Set
04 stages: ESP + G4 + F7 + UV

ESP technology from England with UL certificate

- The unit can be linked to a BMS via a suitable relay mounted on the DIN rail.
- Eliminates up to 98% of oil, grease and smoke particles.
- Energy efficient, Modular in design.
- Camfil G4, F7 Air Filter, according to ISO 16890/EN 779, UL 900 on request
- Energy class A+ for Fine Filter (Eurovent) => save energy
- UV Light: Short-wave UV-C radiation with a peak at 253.7 nm (UV-C). Long lifetime of 18,000 hours.
- Protective inside coating ensures constant UV-C output over the complete lifetime of the lamp.



Specification

Model		KEU.UK-1500UL-F.0.U-M*	KEU.UK-3000UL-F.0.U-M*	KEU.UK-4500UL-F.0.U-M*	KEU.UK-6000UL-F.0.U-M*
Nominal Air volume with DOP 95%: N	m^3/h	**1500**	**3000**	**4500**	**6000**
Max. Air volume with DOP 90%: M	m^3/h	**2520**	**5040**	**7560**	**10080**
Total pressure drop at Nominal/Max (m^3/h)	Pa	162/349	192/418	217/426	206/408
Dimension WxHxD with Panel	mm	760x920x2800	1160x920x2800	1610x920x2800	2060x920x2800
Dimension WxHxD with other material	mm	620x735x2230	1025x735x2230	1475x735x2230	1925x735x2230
Equipment weight Panel/Other material	Kg	238/147	307/205	382/270	462/338
Total power consumption	W	105	185	267	350
Stage 1: ESP filter					
Power consumption	W	30	35	42	50
Power supply		220/240 V 50 Hz 1ph			
Filter efficiency, up to	%	98	98	98	98
Pressure drop at N/M (m^3/h)	Pa	50/180	50/180	70/180	70/180
Stage 2: Air Filtech G4 filter – Polyester fibre | Recommended pressure drop: 200 Pa					
Dimension x pcs:	mm x pcs	594x594x46 x 01pcs	594x594x46 x 01pcs 289x594x46 x 01pcs	594x594x46 x 02pcs	594x594x46 x 03pcs
Pressure drop at N/M (m^3/h):	Pa	45/75	67/112	67/112	60/100
Stage 3: Air filtech-MGT F7 filter – Glass fiber | Recommended pressure drop: 300 Pa					
Dimension x pcs:	mm x pcs	592x592x640 x 01pcs	592x592x640 x 01pcs 287x592x640 x 01pcs	592x592x640 x 02pcs	592x592x640 x 03pcs
Pressure drop at N/M (m^3/h):	Pa	27/45	35/59	40/67	36/61
Stage 4: UV Light (with louver before UV)					
Power consumption:	W	75	150	225	300
Quantity of UV light (25W):	pcs	3	6	9	12
Power supply:		220/240 V 50 Hz 1ph			
Pressure drop at N/M (m^3/h):	Pa	40/67	40/67	40/67	40/67

M*: Housing material. **P:** Panel. **CSP:** Powder coated steel. **SS430:** Stain steel 430. **SS304:** Stain steel 304. **Optional:** Auto wash

AFT-KEU.UK-F.0.0- 3 Stages

Air Filtech Kitchen Exhaust Unit Complete Set
03 stages: ESP + G4 + F7

ESP technology from England with UL certificate

- The unit can be linked to a BMS via a suitable relay mounted on the DIN rail.
- Eliminates up to 98% of oil, grease and smoke particles.
- Energy efficient, Modular in design.
- Camfil G4, F7 Air Filter, according to ISO 16890/EN 779, UL 900 on request
- Energy class A+ for Fine Filter (Eurovent) => save energy



Specification

Model		KEU.UK-1500UL-F.0.0-M*	KEU.UK-3000UL-F.0.0-M*	KEU.UK-4500UL-F.0.0-M*	KEU.UK-6000UL-F.0.0-M*
Nominal Air volume with DOP 95%: N	m^3/h	**1500**	**3000**	**4500**	**6000**
Max. Air volume with DOP 90%: M	m^3/h	**2520**	**5040**	**7560**	**10080**
Total pressure drop at Nominal/Max (m^3/h)	Pa	122/282	152/351	177/359	166/341
Dimension WxHxD with Panel	mm	760x910x2300	1160x920x2300	1610x920x2300	2060x920x2300
Dimension WxHxD with other material	mm	620x735x1730	1025x735x1730	1475x735x1730	1925x735x1730
Equipment weight Panel/Other material	Kg	198/127	258/179	324/237	394/298
Total power consumption	W	30	35	42	50
Stage 1: ESP filter					
Power consumption	W	30	35	42	50
Power supply		220/240 V 50 Hz 1ph			
Filter efficiency, up to	%	98	98	98	98
Pressure drop at N/M (m^3/h)	Pa	50/180	50/180	70/180	70/180
Stage 2: Air Filtech G4 filter – Polyester fibre | Recommended pressure drop: 200 Pa					
Dimension x pcs:	mm x pcs	594x594x46x 01pcs	594x594x46 x 01pcs 289x594x46 x 01pcs	594x594x46x 02pcs	594x594x46x 03pcs
Pressure drop at N/M (m^3/h):	Pa	45/75	67/112	67/112	60/100
Stage 3: Air filtech-MGT F7 filter – Glass fiber | Recommended pressure drop: 300 Pa					
Dimension x pcs:	mm x pcs	592x592x635x 01pcs	592x592x635 x 01pcs 287x592x635 x 01pcs	592x592x635x 02pcs	592x592x635x 03pcs
Pressure drop at N/M (m^3/h):	Pa	27/45	35/59	40/67	36/61

M*: Housing material. **P:** Panel. **CSP:** Powder coated steel. **SS430:** Stain steel 430. **SS304:** Stain steel 304. **Optional:** Auto wash

AFT-KEU.CN-UL-F.C.0- 4 Stages

Air Filtech Kitchen Exhaust Unit Complete Set
04 stages: ESP + G4 + F7 + Carbon

Without Autoclean
UL certificate

- The de-dusting cells inside are made of aluminum, which are resistant against corrosion and rust.
- The intelligent control system can conduct realtime monitoring and control of products via a remote network.
- Air Filtech/ Camfil G4, F7, Carbon Air Filter, according to ISO 16890/EN 779, UL 900 on request
- Energy class A+ for Fine Filter (Eurovent) => save energy.



Specification

Model		KEU.CN-2000UL-F.C0-M*	KEU.CN-4000UL-F.C0-M*	KEU.CN-6000UL-F.C0-M*	KEU.CN-8000UL-F.C0-M*	KEU.CN-10000UL-F.C0-M*
Nominal Air volume: N	m^3/h	**2000**	**4000**	**6000**	**8000**	**10000**
Max. Air volume: M	m^3/h	**2600**	**4800**	**6400**	**9600**	**12800**
Total pressure drop at Nominal/Max (m^3/h)	Pa	186/241	248/298	278/298	248/298	233/298
Dimension WxHxD with Panel	mm	780x910x2790	1240x910x2790	1700x910x3290	2160x910x2790	2620x910x2790
Dimension WxHxD with other material	mm	645x775x2220	1105x775x2220	1565x775x2720	2025x775x2220	2485x775x2220
Equipment weight Panel/Other material	Kg	328/240	421/321	560/449	663/539	794/659
Total power consumption	W	52	68	83	96	125
Stage 1: ESP filter (include pre mesh filter)						
Power consumption	W	52	68	83	96	125
Power supply		220/240 V 50 Hz 1ph				
Filter efficiency, up to	%	95	95	95	95	95
Pressure drop at N/M (m^3/h)	Pa	30/40	30/40	30/40	30/40	30/40
Stage 2: Air Filtech G4 filter – Polyester fibre | Recommended pressure drop: 200 Pa						
Dimension x pcs:	mmxpcs	594x594x46x01pcs	594x594x46x01pcs 289x594x46x01pcs	594x594x46x02pcs	594x594x46x03pcs	594x594x46x04pcs
Pressure drop at N/M (m^3/h):	Pa	59/77	79/102	89/115	79/102	74/96
Stage 3: Air filtech-MGT F7 filter – Glass fiber | Recommended pressure drop: 300 Pa						
Dimension x pcs:	mmxpcs	592x592x635x01pcs	592x592x635x01pcs 287x594x635x01pcs	592x592x635x02pcs	592x592x635x03pcs	592x592x635x04pcs
Pressure drop at N/M (m^3/h):	Pa	36/46	48/62	53/69	48/62	45/58
Stage 4: Activated Carbon Filter						
Dimension x pcs:	mmxpcs	300x150x440x08pcs	300x150x440x12pcs	300x150x440x16pcs	300x150x440x24pcs	300x150x440x32pcs
Pressure drop at N/M (m^3/h):	Pa	91/118	121/158	136/177	121/158	114/148

M*: Housing material. **P:** Panel. **CSP:** Powder coated steel. **SS430:** Stain steel 430. **SS304:** Stain steel 304.

AFT-KEU.CN-UL-F.0.U- 4 Stages

Air Filtech Kitchen Exhaust Unit Complete Set
04 stages: ESP + G4 + F7 + UV

Without Autoclean
UL certificate

- The de-dusting cells inside are made of aluminum, which are resistant against corrosion and rust.
- The intelligent control system can conduct realtime monitoring and control of products via a remote network.
- Air Filtech/ Camfil G4, F7 Air Filter, according to ISO 16890/EN 779, UL 900 on request
- Energy class A+ for Fine Filter (Eurovent) => save energy
- UV Light: Short-wave UV-C radiation with a peak at 253.7 nm (UV-C). Long lifetime of 18,000 hours.
- Protective inside coating ensures constant UV-C output over the complete lifetime of the lamp.



Specification

Model		KEU.CN-2000UL-F.0.U-M*	KEU.CN-4000UL-F.0.U-M*	KEU.CN-6000UL-F.0.U-M*	KEU.CN-8000UL-F.0.U-M*	KEU.CN-10000UL-F.0.U-M*
Nominal Air volume with DOP 95%: N	m^3/h	**2000**	**4000**	**6000**	**8000**	**10000**
Max. Air volume with DOP 90%: M	m^3/h	**2600**	**5200**	**7800**	**10400**	**13000**
Total pressure drop at Nominal/Max (m^3/h)	Pa	135/190	167/231	182/251	167/231	159/221
Dimension WxHxD with Panel	mm	780x910x2800	1240x910x2800	1700x910x2800	2160x910x2800	2620x910x2800
Dimension WxHxD with other material	mm	645x775x2230	1105x775x2230	1565x775x2230	2025x775x2230	2485x775x2230
Equipment weight Panel/Other material	Kg	277/189	344/245	425/313	509/386	589/454
Total power consumption	W	127	218	308	398	500
Stage 1: ESP filter						
Power consumption	W	52	68	83	96	125
Power supply		220/240 V 50 Hz 1ph				
Filter efficiency, up to	%	95	95	95	95	95
Pressure drop at N/M (m^3/h)	Pa	30/40	30/40	30/40	30/40	30/40
Stage 2: Air Filtech G4 filter – Polyester fibre | Recommended pressure drop: 200 Pa						
Dimension x pcs:	mmxpcs	594x594x46x 01pcs	594x594x46x 01pcs 289x594x46x 01pcs	594x594x46x 02pcs	594x594x46x 03pcs	594x594x46x 04pcs
Pressure drop at N/M (m^3/h):	Pa	59/77	79/102	89/115	79/102	74/96
Stage 3: Air filtech-MGT F7 filter – Glass fiber | Recommended pressure drop: 300 Pa						
Dimension x pcs:	mmxpcs	592x592x635x01pcs	592x592x635x 01pcs 287x592x635x 01pcs	592x592x635x02pcs	592x592x635x03pcs	592x592x635x04pcs
Pressure drop at N/M (m^3/h):	Pa	36/46	48/62	53/69	48/62	45/58
Stage 4: UV Light (with louver before UV)						
Power consumption:	W	75	150	225	300	375
Quantity of UV light (25W):	pcs	3	6	9	12	15
Power supply:		220/240 V 50 Hz 1ph				
Pressure drop at N/M (m^3/h):	Pa	40/67	40/67	40/67	40/67	40/67

M*: Housing material. **P:** Panel. **CSP:** Powder coated steel. **SS430:** Stain steel 430. **SS304:** Stain steel 304.

AFT-KEU.CN-UL-F.0.0- 3 Stages

Air Filtech Kitchen Exhaust Unit Complete Set
03 stages: ESP + G4 + F7

Without Autoclean
UL certificate

- The de-dusting cells inside are made of aluminum, which are resistant against corrosion and rust.
- The intelligent control system can conduct realtime monitoring and control of products via a remote network.
- Air Filtech/ Camfil G4, F7 Air Filter, according to ISO 16890/EN 779, UL 900 on request
- Energy class A+ for Fine Filter (Eurovent) => save energy.



Specification

Model		KEU.CN-2000UL-F.0.0-M*	KEU.CN-4000UL-F.0.0-M*	KEU.CN-6000UL-F.0.0-M*	KEU.CN-8000UL-F.0.0-M*	KEU.CN-10000UL-F.0.0-M*
Nominal Air volume with DOP 95%: N	m^3/h	**2000**	**4000**	**6000**	**8000**	**10000**
Max. Air volume with DOP 90%: M	m^3/h	**2600**	**5200**	**7800**	**10400**	**13000**
Total pressure drop at Nominal/Max (m^3/h)	Pa	95/123	127/164	142/184	127/164	119/154
Dimension WxHxD with Panel	mm	780x910x2300	1240x910x2300	1700x910x2300	2160x910x2300	2620x910x2300
Dimension WxHxD with other material	mm	645x775x1730	1105x775x1730	1565x775x1730	2025x775x1730	2485x775x1730
Equipment weight Panel/Other material	Kg	253/168	316/217	391/279	470/344	544/405
Total power consumption	W	52	68	83	96	125
Stage 1: ESP filter						
Power consumption	W	52	68	83	96	125
Power supply		220/240 V 50 Hz 1ph				
Filter efficiency, up to	%	95	95	95	95	95
Pressure drop at N/M (m^3/h)	Pa	30/40	30/40	30/40	30/40	30/40
Stage 2: Air Filtech G4 filter – Polyester fibre | Recommended pressure drop: 200 Pa						
Dimension x pcs:	mmxpcs	594x594x46x 01pcs	594x594x46x01pcs 289x594x46x 01pcs	594x594x46x02pcs	594x594x46x03pcs	594x594x46x04pcs
Pressure drop at N/M (m^3/h):	Pa	59/77	79/102	89/115	79/102	74/96
Stage 3: Air filtech-MGT F7 filter – Glass fiber | Recommended pressure drop: 300 Pa						
Dimension x pcs:	mmxpcs	592x592x635x01pcs	592x592x635x01pcs 287x592x635x01pcs	592x592x635x02pcs	592x592x635x03pcs	592x592x635x04pcs
Pressure drop at N/M (m^3/h):	Pa	36/46	48/62	53/69	48/62	45/58

M*: Housing material. **P:** Panel. **CSP:** Powder coated steel. **SS430:** Stain steel 430. **SS304:** Stain steel 304.

AFT-KEU.CN-UL-F.C.0-Au- 4 Stages

Air Filtech Kitchen Exhaust Unit Complete Set
04 stages: ESP + G4 + F7 + Carbon

Without Autoclean
UL certificate

- The de-dusting cells inside are made of aluminum, which are resistant against corrosion and rust.
- The intelligent control system can conduct realtime monitoring and control of products via a remote network.
- Air Filtech/ Camfil G4, F7, Carbon Air Filter, according to ISO 16890/EN 779, UL 900 on request
- Energy class A+ for Fine Filter (Eurovent) => save energy.



Specification

Model		KEU.CN-2000UL-F.C0-M*-Au	KEU.CN-4000UL-F.C.0-M*-Au	KEU.CN-6000UL-F.C.0-M*-Au	KEU.CN-8000UL-F.C.0-M*-Au	KEU.CN-10000UL-F.C.0-M*-Au
Nominal Air volume: N	m^3/h	**2000**	**4000**	**6000**	**8000**	**10000**
Max. Air volume: M	m^3/h	**2600**	**4800**	**6400**	**9600**	**12800**
Total pressure drop at Nominal/Max (m^3/h)	Pa	236/291	298/348	328/348	298/348	283/348
Dimension WxHxD with Panel	mm	780x910x3040	1240x910x3040	1700x910x3040	2160x910x3040	2620x910x3040
Dimension WxHxD with other material	mm	645x775x2470	1105x775x2470	1565x775x2470	2025x775x2470	2485x775x2470
Equipment weight Panel/Other material	Kg	347/258	468/368	590/479	740/618	885/752
Total power consumption	W	52	68	83	96	125
Stage 1: ESP filter (include pre mesh filter)						
Power consumption	W	52	68	83	96	125
Power supply		220/240 V 50 Hz 1ph				
Filter efficiency, up to	%	95	95	95	95	95
Pressure drop at N/M (m^3/h)	Pa	30/40	30/40	30/40	30/40	30/40
Stage 2: Air Filtech G4 filter – Polyester fibre | Recommended pressure drop: 200 Pa						
Dimension x pcs:	mmxpcs	594x594x46x01pcs	594x594x46x01pcs 289x594x46x01pcs	594x594x46x02pcs	594x594x46x03pcs	594x594x46x04pcs
Pressure drop at N/M (m^3/h):	Pa	59/77	79/102	79/102	79/102	74/96
Stage 3: Air filtech-MGT F7 filter – Glass fiber | Recommended pressure drop: 300 Pa						
Dimension x pcs:	mmxpcs	592x592x635x01pcs	592x592x635x01pcs 287x594x635x01pcs	592x592x635x02pcs	592x592x635x03pcs	592x592x635x04pcs
Pressure drop at N/M (m^3/h):	Pa	36/46	48/62	53/69	48/62	45/58
Stage 4: Activated Carbon Filter						
Dimension x pcs:	mmxpcs	300x150x440x08pcs	300x150x440x12pcs	300x150x440x16pcs	300x150x440x24pcs	300x150x440x32pcs
Pressure drop at N/M (m^3/h):	Pa	91/118	121/146	136/146	121/146	114/146

M*: Housing material. **P:** Panel. **CSP:** Powder coated steel. **SS430:** Stain steel 430. **SS304:** Stain steel 304.

AFT-KEU.CN-UL-F.0.U-Au- 4 Stages

Air Filtech Kitchen Exhaust Unit Complete Set
04 stages: ESP + G4 + F7 + UV

With Autoclean, UL certificate

- The de-dusting cells inside are made of aluminum, which are resistant against corrosion and rust.
- The intelligent control system can conduct realtime monitoring and control of products via a remote network.
- Camfil G4, F7 Air Filter, according to ISO 16890/EN 779, UL 900 on request
- Energy class A+ for Fine Filter (Eurovent) => save energy
- UV Light: Short-wave UV-C radiation with a peak at 253.7 nm (UV-C). Long lifetime of 18,000 hours.
- Protective inside coating ensures constant UV-C output over the complete lifetime of the lamp.



Specification

Model		KEU.CN-2000UL-F.0.U-M*-Au	KEU.CN-4000UL-F.0.U-M*-Au	KEU.CN-6000UL-F.0.U-M*-Au	KEU.CN-8000UL-F.0.U-M*-Au	KEU.CN-10000UL-F.0.U-M*-Au
Nominal Air volume with DOP 95%: N	m^3/h	**2000**	**4000**	**6000**	**8000**	**10000**
Max. Air volume with DOP 90%: M	m^3/h	**2600**	**5200**	**7800**	**10400**	**13000**
Total pressure drop at Nominal/Max (m^3/h)	Pa	185/240	217/281	232/301	217/281	209/271
Dimension WxHxD with Panel	mm	780x910x3050	1240x910x3050	1700x910x3050	2160x910x3050	2620x910x3050
Dimension WxHxD with other material	mm	645x775x2480	1105x775x2480	1565x775x2480	2025x775x2480	2485x775x2480
Equipment weight Panel/Other material	Kg	296/206	392/292	488/377	586/464	680/547
Total power consumption	W	127	218	308	396	500
Stage 1: ESP filter						
Power consumption	W	52	68	83	96	125
Power supply		220/240 V 50 Hz 1ph				
Filter efficiency, up to	%	95	95	95	95	95
Pressure drop at N/M (m^3/h)	Pa	30/40	30/40	30/40	30/40	30/40
Stage 2: Air Filtech G4 filter – Polyester fibre | Recommended pressure drop: 200 Pa						
Dimension x pcs:	mmxpcs	594x594x46x 01pcs	594x594x46x01pcs 289x594x46x01pcs	594x594x46x02pcs	594x594x46x03pcs	594x594x46x04pcs
Pressure drop at N/M (m^3/h):	Pa	59/77	79/102	89/115	79/102	74/96
Stage 3: Air filtech-MGT F7 filter – Glass fiber | Recommended pressure drop: 300 Pa						
Dimension x pcs:	mmxpcs	592x592x635x01pcs	592x592x635x01pcs 287x592x635x01pcs	592x592x635x02pcs	592x592x635x03pcs	592x592x635x04pcs
Pressure drop at N/M (m^3/h):	Pa	36/46	48/62	53/69	48/62	45/58
Stage 4: UV Light (with louver before UV)						
Power consumption:	W	75	150	225	300	375
Quantity of UV light (25W):	pcs	3	6	9	12	15
Power supply:		220/240 V 50 Hz 1ph				
Pressure drop at N/M (m^3/h):	Pa	40/67	40/67	40/67	40/67	40/67

M*: Housing material. **P:** Panel. **CSP:** Powder coated steel. **SS430:** Stain steel 430. **SS304:** Stain steel 304.

AFT-KEU.CN-UL-F.0.0-Au- 3 Stages

Air Filtech Kitchen Exhaust Unit Complete Set
03 stages: ESP + G4 + F7

With Autoclean
UL certificate

- The de-dusting cells inside are made of aluminum, which are resistant against corrosion and rust.
- The intelligent control system can conduct realtime monitoring and control of products via a remote network.
- Air Filtech/ Camfil G4, F7 Air Filter, according to ISO 16890/EN 779, UL 900 on request
- Energy class A+ for Fine Filter (Eurovent) => save energy



Specification

Model		KEU.CN-2000UL-F.0.0-M*-Au	KEU.CN-4000UL-F.0.0-M*-Au	KEU.CN-6000UL-F.0.0-M*-Au	KEU.CN-8000UL-F.0.0-M*-Au	KEU.CN-10000UL-F.0.0-M*-Au
Nominal Air volume with DOP 95%: N	m^3/h	**2000**	**4000**	**6000**	**8000**	**10000**
Max. Air volume with DOP 90%: M	m^3/h	**2600**	**5200**	**7800**	**10400**	**13000**
Total pressure drop at Nominal/Max (m^3/h)	Pa	145/173	177/214	192/234	177/214	169/204
Dimension WxHxD with Panel	mm	780x910x2550	1240x910x2550	1700x910x2550	2160x910x2550	2620x910x2550
Dimension WxHxD with other material	mm	645x775x1980	1105x775x1980	1565x775x1980	2025x775x1980	2485x775x1980
Equipment weight Panel/Other material	Kg	272/185	363/264	454/342	547422	635/498
Total power consumption	W	52	68	83	96	125
Stage 1: ESP filter						
Power consumption	W	52	68	83	96	125
Power supply		220/240 V 50 Hz 1ph				
Filter efficiency, up to	%	95	95	95	95	95
Pressure drop at N/M (m^3/h)	Pa	30/40	30/40	30/40	30/40	30/40
Stage 2: Air Filtech G4 filter – Polyester fibre | Recommended pressure drop: 200 Pa						
Dimension x pcs:	mm x pcs	594x594x46x01pcs	594x594x46x01pcs 289x594x46x01pcs	594x594x46x02pcs	594x594x46x03pcs	594x594x46x04pcs
Pressure drop at N/M (m^3/h):	Pa	59/77	79/102	89/115	79/102	74/96
Stage 3: Air filtech-MGT F7 filter – Glass fiber | Recommended pressure drop: 300 Pa						
Dimension x pcs:	mm x pcs	592x592x635x01pcs	592x592x635x01pcs 287x592x635x01pcs	592x592x635x02pcs	592x592x635x03pcs	592x592x635x04pcs
Pressure drop at N/M (m^3/h):	Pa	36/46	48/62	53/69	48/62	45/58

M*: Housing material. **P:** Panel. **CSP:** Powder coated steel. **SS430:** Stain steel 430. **SS304:** Stain steel 304.

AFT-KEU.CN-F.C.0- 4 Stages

Air Filtech Kitchen Exhaust Unit Complete Set
04 stages: ESP + G4 + F7 + Carbon

Without Autoclean
Without UL certificate

- The de-dusting cells inside are made of aluminum, which are resistant against corrosion and rust.
- The intelligent control system can conduct realtime monitoring and control of products via a remote network.
- Air Filtech/ Camfil G4, F7, Carbon Air Filter, according to ISO 16890/EN 779, UL 900 on request
- Energy class A+ for Fine Filter (Eurovent) => save energy



Specification

Model		KEU.CN-4000-F.C.0-M*	KEU.CN-4700-F.C.0-M*	KEU.CN-8000-F.C.0-M*	KEU.CN-9400-F.C.0-M*	*KEU.CN-13000-F.C.0-M**
Nominal Air volume: N	m^3/h	**4000**	**4700**	**8000**	**9400**	**13000**
Max. Air volume: M	m^3/h	**4800**	**4800**	**9600**	**14400**	**19200**
Total pressure drop at Nominal/Max (m^3/h)	Pa	248/298	292/298	309/370	242/370	251/370
Dimension WxHxD with Panel	mm	978x1220x2710	1037x1220x2710	1656x1220x2710	2000x1220x2710	2620x1220x2710
Dimension WxHxD with other material	mm	843x1035x2140	902x1035x2140	1521x1035x2140	1865x1035x2140	2485x1035x2140
Equipment weight Panel/Other material	Kg	372/268	385/280	558/436	683/552	860/713
Total power consumption	W	90	106	184	212	276
Stage 1: ESP filter (include pre mesh filter)						
Power consumption	W	90	106	184	212	276
Power supply		220/240 V 50 Hz 1ph				
Filter efficiency, up to	%	95	95	95	95	95
Pressure drop at N/M (m^3/h)	Pa	30/40	30/40	30/40	30/40	30/40
Stage 2: Air Filtech G4 filter – Polyester fibre | Recommended pressure drop: 200 Pa						
Dimension x pcs:	mmxpcs	594x594x46x01pcs 594x289x46x01pcs	594x594x46x01pcs 594x289x46x01pcs	594x594x46x02pcs 594x289x46x02pcs	594x594x46x03pcs 594x289x46x03pcs	594x594x46x04pcs 594x289x46x04pcs
Pressure drop at N/M (m^3/h):	Pa	79/100	93/100	79/100	62/99	64/99
Stage 3: Air filtech-MGT F7 filter – Glass fiber | Recommended pressure drop: 300 Pa						
Dimension x pcs:	mmxpcs	592x592x635x01pcs 592x287x635x01pcs	592x592x635x01pcs 592x287x635x01pcs	592x592x635x02pcs 592x287x635x02pcs	592x592x635x03pcs 592x287x635x03pcs	592x592x635x04pcs 592x287x635x04pcs
Pressure drop at N/M (m^3/h):	Pa	48/60	56/60	48/60	37/59	39/59
Stage 4: Activated Carbon Filter						
Dimension x pcs:	mmxpcs	300x150x440x12pcs	300x150x440x12pcs	300x150x440x24pcs	300x150x440x36pcs	300x150x440x48pcs
Pressure drop at N/M (m^3/h):	Pa	121/155	143/155	182/232	143/227	148/227

M*: Housing material. **P:** Panel. **CSP:** Powder coated steel. **SS430:** Stain steel 430. **SS304:** Stain steel 304.

AFT-KEU.CN-F.0.U- 4 Stages

Air Filtech Kitchen Exhaust Unit Complete Set
04 stages: ESP + G4 + F7 + UV

Without Autoclean
Without UL certificate

• The de-dusting cells inside are made of aluminum, which are resistant against corrosion and rust.
• The intelligent control system can conduct realtime monitoring and control of products via a remote network.
• Air Filtech/ Camfil G4, F7 Air Filter, according to ISO 16890/EN 779, UL 900 on request
• Energy class A+ for Fine Filter (Eurovent) => save energy
• UV Light: Short-wave UV-C radiation with a peak at 253.7 nm (UV-C). Long lifetime of 18,000 hours.
• Protective inside coating ensures constant UV-C output over the complete lifetime of the lamp.



Specification

Model		KEU.CN-4000-F.0.U-M*	KEU.CN-4700-F.0.U-M*	KEU.CN-8000-F.0.U-M*	KEU.CN-9400-F.0.U-M*	KEU.CN-13000-F.0.U-M*
Nominal Air volume with DOP 95%: N	m^3/h	**4000**	**4700**	**8000**	**9400**	**13000**
Max. Air volume with DOP 90%: M	m^3/h	**5100**	**5100**	**10200**	**15000**	**20000**
Total pressure drop at Nominal/Max (m^3/h)	Pa	167/227	189/227	167/227	139/225	143/225
Dimension WxHxD with Panel	mm	978x1220x2720	1037x1220x2720	1656x1220x2720	2000x1220x2720	2620x1220x2720
Dimension WxHxD with other material	mm	843x1035x2150	902x1035x2150	1521x1035x2150	1865x1035x2150	2485x1035x2150
Equipment weight Panel/Other material	Kg	296/192	309/204	404/282	452/321	552/405
Total power consumption	W	240	306	484	587	726
Stage 1: ESP filter						
Power consumption	W	90	106	184	212	276
Power supply		220/240 V 50 Hz 1ph				
Filter efficiency, up to	%	95	95	95	95	95
Pressure drop at N/M (m^3/h)	Pa	30/40	30/40	30/40	30/40	30/40
Stage 2: Air Filtech G4 filter – Polyester fibre | Recommended pressure drop: 200 Pa						
Dimension x pcs:	mmxpcs	594x594x46x01pcs 594x289x46x01pcs	594x594x46x01pcs 594x289x46x01pcs	594x594x46x02pcs 594x289x46x02pcs	594x594x46x03pcs 594x289x46x03pcs	594x594x46x04pcs 594x289x46x04pcs
Pressure drop at N/M (m^3/h):	Pa	79/100	93/100	79/100	62/99	64/99
Stage 3: Air filtech-MGT F7 filter – Glass fiber | Recommended pressure drop: 300 Pa						
Dimension x pcs:	mmxpcs	592x592x635x01pcs 592x287x635x01pcs	592x592x635x01pcs 592x287x635x01pcs	592x592x635x02pcs 592x287x635x02pcs	592x592x635x03pcs 592x287x635x03pcs	592x592x635x04pcs 592x287x635x04pcs
Pressure drop at N/M (m^3/h):	Pa	48/60	56/60	48/60	37/59	39/59
Stage 4: UV Light (with louver before UV)						
Power consumption:	W	150	200	300	375	450
Quantity of UV light (25W):	pcs	6	8	12	15	18
Power supply:		220/240 V 50 Hz 1ph				
Pressure drop at N/M (m^3/h):	Pa	40/67	40/67	40/67	40/67	40/67

M*: Housing material. **P:** Panel. **CSP:** Powder coated steel. **SS430:** Stain steel 430. **SS304:** Stain steel 304.

AFT-KEU.CN-F.0.0- 3 Stages

Air Filtech Kitchen Exhaust Unit Complete Set
03 stages: ESP + G4 + F7

Without Autoclean
Without UL certificate

- The de-dusting cells inside are made of aluminum, which are resistant against corrosion and rust.
- The intelligent control system can conduct realtime monitoring and control of products via a remote network.
- Air Filtech/ Camfil G4, F7 Air Filter, according to ISO 16890/EN 779, UL 900 on request
- Energy class A+ for Fine Filter (Eurovent) => save energy.



Specification

Model		KEU.CN-4000-F.0.0-M*	KEU.CN-4700-F.0.0-M*	KEU.CN-8000-F.0.0-M*	KEU.CN-9400-F.0.0-M*	KEU.CN-13000-F.0.0-M*
Nominal Air volume with DOP 95%: N	m^3/h	**4000**	**4700**	**8000**	**9400**	**13000**
Max. Air volume with DOP 90%: M	m^3/h	**5100**	**5100**	**10200**	**15000**	**20000**
Total pressure drop at Nominal/Max (m^3/h)	Pa	127/160	149/160	127/160	99/158	103/158
Dimension WxHxD with Panel	mm	978x1220x2220	1037x1220x2220	1656x1220x2220	2000x1220x2220	2620x1220x2220
Dimension WxHxD with other material	mm	843x1035x1650	902x1035x1650	1521x1035x1650	1865x1035x1650	2485x1035x1650
Equipment weight Panel/Other material	Kg	266/164	279/175	367/244	410/277	503/352
Total power consumption	W	90	106	184	212	276
Stage 1: ESP filter						
Power consumption	W	90	106	184	212	276
Power supply		220/240 V 50 Hz 1ph				
Filter efficiency, up to	%	95	95	95	95	95
Pressure drop at N/M (m^3/h)	Pa	30/40	30/40	30/40	30/40	30/40
Stage 2: Air Filtech G4 filter – Polyester fibre | Recommended pressure drop: 200 Pa						
Dimension x pcs:	mm x pcs	594x594x46x 01pcs 594x289x46x 01pcs	594x594x46x 01pcs 594x289x46x 01pcs	594x594x46x 02pcs 594x289x46x 02pcs	594x594x46x 03pcs 594x289x46x 03pcs	594x594x46x 04pcs 594x289x46x 04pcs
Pressure drop at N/M (m^3/h):	Pa	79/100	79/102	79/100	62/99	64/99
Stage 3: Air filtech-MGT F7 filter – Glass fiber | Recommended pressure drop: 300 Pa						
Dimension x pcs:	mm x pcs	592x592x635x 01pcs 592x287x635x 01pcs	592x592x635x 01pcs 287x592x635x 01pcs	592x592x635x 02pcs 592x287x635x 02pcs	592x592x635x 03pcs 592x287x635x 03pcs	592x592x635x 04pcs 592x287x635x 04pcs
Pressure drop at N/M (m^3/h):	Pa	48/60	48/62	48/60	37/59	39/59

M*: Housing material. **P:** Panel. **CSP:** Powder coated steel. **SS430:** Stain steel 430. **SS304:** Stain steel 304.

AFT-KEU.CN-F.C.0-Au- 4 Stages

Air Filtech Kitchen Exhaust Unit Complete Set
04 stages: ESP + G4 + F7 + Carbon

With Autoclean
Without UL certificate

- The de-dusting cells inside are made of aluminum, which are resistant against corrosion and rust.
- The intelligent control system can conduct realtime monitoring and control of products via a remote network.
- Air Filtech/ Camfil G4, F7, Carbon Air Filter, according to ISO 16890/EN 779, UL 900 on request
- Energy class A+ for Fine Filter (Eurovent) => save energy



Specification

Model		KEU.CN-4000-F.C.0-M*-Au	KEU.CN-4700-F.C.0-M*-Au	KEU.CN-8000-F.C.0-M*-Au	KEU.CN-9400-F.C.0-M*-Au	KEU.CN-13000-F.C.0-M*-Au
Nominal Air volume: N	m^3/h	**4000**	**4700**	**8000**	**9400**	**13000**
Max. Air volume: M	m^3/h	**4800**	**4800**	**9600**	**14400**	**19200**
Total pressure drop at Nominal/Max (m^3/h)	Pa	248/298	292/298	309/370	242/370	251/370
Dimension WxHxD with Panel	mm	1040x1220x2710	1092x1220x2710	1713x1220x2710	2000x1220x2710	2620x1220x2710
Dimension WxHxD with other material	mm	905x1035x2140	957x1035x2140	1578x1035x2140	1865x1035x2140	2485x1035x2140
Equipment weight Panel/Other material	Kg	395/289	404/297	593/470	717/586	900/753
Total power consumption	W	90	106	184	212	276
Stage 1: ESP filter (include pre mesh filter)						
Power consumption	W	90	106	184	212	276
Power supply		220/240 V 50 Hz 1ph				
Filter efficiency, up to	%	95	95	95	95	95
Pressure drop at N/M (m^3/h)	Pa	30/40	30/40	30/40	30/40	30/40
Stage 2: Air Filtech G4 filter – Polyester fibre | Recommended pressure drop: 200 Pa						
Dimension x pcs:	mmxpcs	594x594x46x01pcs 594x289x46x01pcs	594x594x46x01pcs 594x289x46x01pcs	594x594x46x02pcs 594x289x46x02pcs	594x594x46x03pcs 594x289x46x03pcs	594x594x46x04pcs 594x289x46x04pcs
Pressure drop at N/M (m^3/h):	Pa	79/100	93/100	79/100	62/99	64/99
Stage 3: Air filtech-MGT F7 filter – Glass fiber | Recommended pressure drop: 300 Pa						
Dimension x pcs:	mmxpcs	592x592x635x01pcs 592x287x635x01pcs	592x592x635x01pcs 592x287x635x01pcs	592x592x635x02pcs 592x287x635x02pcs	592x592x635x03pcs 592x287x635x03pcs	592x592x635x04pcs 592x287x635x04pcs
Pressure drop at N/M (m^3/h):	Pa	48/60	56/60	48/60	37/59	39/59
Stage 4: Activated Carbon Filter						
Dimension x pcs:	mm x pcs	300x150x440x12pcs	300x150x440x12pcs	300x150x440x24pcs	300x150x440x36pcs	300x150x440x48pcs
Pressure drop at N/M (m^3/h):	Pa	121/155	143/155	182/232	143/227	148/227

M*: Housing material. **P:** Panel. **CSP:** Powder coated steel. **SS430:** Stain steel 430. **SS304:** Stain steel 304.

AFT-KEU.CN-F.0.U-Au- 4 Stages

Air Filtech Kitchen Exhaust Unit Complete Set
04 stages: ESP + G4 + F7 + UV

With Autoclean
Without UL certificate

- The de-dusting cells inside are made of aluminum, which are resistant against corrosion and rust.
- The intelligent control system can conduct realtime monitoring and control of products via a remote network.
- Air Filtech/ Camfil G4, F7 Air Filter, according to ISO 16890/EN 779, UL 900 on request
- Energy class A+ for Fine Filter (Eurovent) => save energy
- UV Light: Short-wave UV-C radiation with a peak at 253.7 nm (UV-C). Long lifetime of 18,000 hours.
- Protective inside coating ensures constant UV-C output over the complete lifetime of the lamp.



Specification

		KEU.CN-4000-F.0.U-M*-Au	KEU.CN-4700-F.0.U-M*-Au	KEU.CN-8000-F.0.U-M*-Au	KEU.CN-9400-F.0.U-M*-Au	KEU.CN-13000-F.0.U-M*-Au
Nominal Air volume with DOP 95%: N	m^3/h	**4000**	**4700**	**8000**	**9400**	**13000**
Max. Air volume with DOP 90%: M	m^3/h	**5100**	**5100**	**10200**	**15000**	**20000**
Total pressure drop at Nominal/Max (m^3/h)	Pa	167/227	189/227	167/227	139/225	143/225
Dimension WxHxD with Panel	mm	1040x1220x2720	1092x1220x2720	1713x1220x2720	2000x1220x2720	2620x1220x2720
Dimension WxHxD with other material	mm	905x1035x2150	957x1035x2150	1578x1035x2150	1865x1035x2150	2485x1035x2150
Equipment weight Panel/Other material	Kg	318/212	318/221	439/316	486/355	592/445
Total power consumption	W	240	306	484	587	726
Stage 1: ESP filter						
Power consumption	W	90	106	184	212	276
Power supply		220/240 V 50 Hz 1ph				
Filter efficiency, up to	%	95	95	95	95	95
Pressure drop at N/M (m^3/h)	Pa	30/40	30/40	30/40	30/40	30/40
Stage 2: Air Filtech G4 filter – Polyester fibre | Recommended pressure drop: 200 Pa						
Dimension x pcs:	mm x pcs	594x594x46x 01pcs 594x289x46x 01pcs	594x594x46x 01pcs 594x289x46x 01pcs	594x594x46x 02pcs 594x289x46x 02pcs	594x594x46x 03pcs 594x289x46x 03pcs	594x594x46x 04pcs 594x289x46x 04pcs
Pressure drop at N/M (m^3/h):	Pa	79/100	93/100	79/100	62/99	64/99
Stage 3: Air filtech-MGT F7 filter – Glass fiber | Recommended pressure drop: 300 Pa						
Dimension x pcs:	mm x pcs	592x592x635x 01pcs 592x287x635x 01pcs	592x592x635x 01pcs 592x287x635x 01pcs	592x592x635x 02pcs 592x287x635x 02pcs	592x592x635x 03pcs 592x287x635x 03pcs	592x592x635x 04pcs 592x287x635x 04pcs
Pressure drop at N/M (m^3/h):	Pa	48/60	56/60	48/60	37/59	39/59
Stage 4: UV Light (with louver before UV)						
Power consumption:	W	150	200	300	375	450
Quantity of UV light (25W):	pcs	6	8	12	15	18
Power supply:		220/240 V 50 Hz 1ph				
Pressure drop at N/M (m^3/h):	Pa	40/67	40/67	40/67	40/67	40/67

AFT-KEU.CN-F.0.0-Au- 3 Stages

Air Filtech Kitchen Exhaust Unit Complete Set
03 stages: ESP + G4 + F7

With Autoclean
Without UL certificate

- The de-dusting cells inside are made of aluminum, which are resistant against corrosion and rust.
- The intelligent control system can conduct realtime monitoring and control of products via a remote network.
- Air Filtech/ Camfil G4, F7 Air Filter, according to ISO 16890/EN 779, UL 900 on request
- Energy class A+ for Fine Filter (Eurovent) => save energy.



Specification

Model		KEU.CN-4000-F.0.0-M*-Au	KEU.CN-4700-F.0.0-M*-Au	KEU.CN-8000-F.0.0-M*-Au	KEU.CN-9400-F.0.0-M*-Au	KEU.CN-13000-F.0.0-M*-Au
Nominal Air volume with DOP 95%: N	m^3/h	**4000**	**4700**	**8000**	**9400**	**13000**
Max. Air volume with DOP 90%: M	m^3/h	**5100**	**5100**	**10200**	**15000**	**20000**
Total pressure drop at Nominal/Max (m^3/h)	Pa	127/160	149/160	127/160	99/158	103/158
Dimension WxHxD with Panel	mm	1040x1220x2220	1092x1220x2220	1713x1220x2220	2000x1220x2220	2620x1220x2220
Dimension WxHxD with other material	mm	905x1035x1650	957x1035x1650	1578x1035x1650	1865x1035x1650	2485x1035x1650
Equipment weight Panel/Other material	Kg	288/184	297/191	401/277	444/311	543/392
Total power consumption	W	90	106	184	212	276
Stage 1: ESP filter						
Power consumption	W	90	106	184	212	276
Power supply		220/240 V 50 Hz 1ph				
Filter efficiency, up to	%	95	95	95	95	95
Pressure drop at N/M (m^3/h)	Pa	30/40	30/40	30/40	30/40	30/40
Stage 2: Air Filtech G4 filter – Polyester fibre | Recommended pressure drop: 200 Pa						
Dimension x pcs:	mmxpcs	594x594x46x01pcs 594x289x46x01pcs	594x594x46x01pcs 594x289x46x01pcs	594x594x46x02pcs 594x289x46x02pcs	594x594x46x03pcs 594x289x46x03pcs	594x594x46x04pcs 594x289x46x04pcs
Pressure drop at N/M (m^3/h):	Pa	79/100	93/100	79/100	62/99	64/99
Stage 3: Air filtech-MGT F7 filter – Glass fiber | Recommended pressure drop: 300 Pa						
Dimension x pcs:	mmxpcs	592x592x635x01pcs 592x287x635x01pcs	592x592x635x01pcs 592x287x635x01pcs	592x592x635x02pcs 592x287x635x02pcs	592x592x635x03pcs 592x287x635x03pcs	592x592x635x04pcs 592x287x635x04pcs
Pressure drop at N/M (m^3/h):	Pa	48/60	56/60	48/60	37/59	39/59

M*: Housing material. **P:** Panel. **CSP:** Powder coated steel. **SS430:** Stain steel 430. **SS304:** Stain steel 304.

Optional: UV Module





• UV Light: Short-wave UV-C radiation with a peak at 253.7 nm (UV-C). Long lifetime of 18,000 hours.
• Protective inside coating ensures constant UV-C output over the complete lifetime of the lamp.

Model		UV-2000-M*	UV-4000-M*	UV-6000-M*	UV-8000-M*	UV-10000-M*
Nominal Air volume with DOP 95%: N	m^3/h	**2000**	**4000**	**6000**	**8000**	**10000**
Max. Air volume with DOP 90%: M	m^3/h	**2600**	**5200**	**7800**	**10400**	**13000**
Power consumption:	W	75	150	225	300	375
Quantity of UV light (25W):	pcs	3	6	9	12	15
Power supply:	220/240 V 50 Hz 1ph					
Pressure drop at N/M (m^3/h):	Pa	40/67	40/67	40/67	40/67	40/67

M*: Housing material. **P:** Panel. **CSP:** Powder coated steel. **SS430:** Stain steel 430. **SS304:** Stain steel 304.

Optional: Carbon Module





• Air Filtech/ Camfil Carbon Filter according to ISO 16890/EN 779, UL 900 on request
• Carbon Air Filter Type: Vee Cell Module: May be filled with various molecular filtration medias: Activated Carbon, Impregnated Actived Carbon, Impregnated Activated Alumina.

Model		CV-2000-M*	CV-4000-M*	CV-6000-M*	CV-8000-M*	CV-10000-M*
Nominal Air volume with DOP 95%: N	m^3/h	**2000**	**4000**	**6000**	**8000**	**10000**
Max. Air volume with DOP 90%: M	m^3/h	**2600**	**5200**	**7800**	**10400**	**13000**
Dimension x pcs:	mmxpcs	300x150x440x08pcs	300x150x440x12pcs	300x150x440x16pcs	300x150x440x24pcs	300x150x440x32pcs
Pressure drop at N/M (m^3/h):	Pa	91/118	121/158	136/177	121/158	114/148

M*: Housing material. **P:** Panel. **CSP:** Powder coated steel. **SS430:** Stain steel 430. **SS304:** Stain steel 304.

Clean Air
... A human right?



AIR FILTECH

Clean Air Solutions

AIR FILTECH JOIN STOCK COMPANY

Head office : 340 Truong Chinh Str., Dong Hung Thuan Ward, HCM City, VN.
Hanoi office : T3-30I, Block B, 01 Tran Thu Do Str., Yen So Ward, Hanoi Capital, VN.
Tel : 028 6256 8462 | **Hotline HCM:** 08 999 44 666 - **Hotline HN:** 07 999 44 666
Email : info@airfiltech.vn | **Website:** www.airfiltech.vn

www.airfiltech.vn

Printed July 2026 - Version 2607